

LAST UPDATED: JAN 11, 2012

PERMITTEE NAME / ADDRESS
 NAME MWRA
 ADDRESS CHARLESTOWN NAVY YARD
 100 FIRST AVE
 BOSTON MA 02129
 FACILITY MWRA
 LOCATION BOSTON MA 02129
 ATTN: Michael Hornbrook

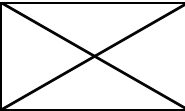
DEER ISLAND TREATMENT PLANT
 NATIONAL POLLUTANT DISCHARGE ELIMINATION SYSTEM (NPDES)
 DECEMBER 2011 - DISCHARGE MONITORING REPORT (DMR)

| | |
|---------------|------------------|
| MA0103284 | T01 A |
| PERMIT NUMBER | DISCHARGE NUMBER |

MAJOR
 (SUBR E)
 TUNNEL DISCHARGE


| MONITORING PERIOD | | | | | |
|-------------------|----|-----|------|----|-----|
| FROM | | | TO | | |
| YEAR | MO | DAY | YEAR | MO | DAY |
| 11 | 12 | 1 | 11 | 12 | 31 |

*** NO DISCHARGE ***


| PARAMETER |  | QUANTITY OR LOADING | | | QUANTITY OR LOADING | | | | NO. EX | FREQUENCY OF ANALYSIS | SAMPLE TYPE |
|---|---|---------------------|-------|-------|---------------------|--------------------|--------------------|-------|--------|-----------------------|-------------|
| | | VALUE | VALUE | UNITS | VALUE | VALUE | VALUE | UNITS | | | |
| PH Effluent Gross | SAMPLE MEASUREMENT | ***** | ***** | | 6.1 | ***** | 6.8 | SU | 0 | 02 / 01 | GR |
| | PERMIT MEASUREMENT | ***** | ***** | | 6 MINIMUM | ***** | 9 MAXIMUM | SU | | Daily | GRAB |
| Solids, Total Suspended Effluent Gross | SAMPLE MEASUREMENT | ***** | ***** | | 6.0 | 9.3 | 20.9 | mg/L | 0 | 01 / 01 | 24 |
| | PERMIT MEASUREMENT | ***** | ***** | | 30 MO AVG | 45 WKLY AVG | Req. Mon. DAILY MX | mg/L | | Daily | COMP24 |
| Solids, Total Suspended Raw Sewage Influent | SAMPLE MEASUREMENT | ***** | ***** | | 139.0 | 166.9 | 209.6 | mg/L | 0 | 01 / 01 | 24 |
| | PERMIT MEASUREMENT | ***** | ***** | | Req. Mon. MO AVG | Req. Mon. WKLY AVG | Req. Mon. DAILY MX | mg/L | | Daily | COMP24 |
| Solids, Settleable Effluent Gross | SAMPLE MEASUREMENT | ***** | ***** | | ***** | 0.10 | 0.10 | mL/L | 0 | 01 / 01 | GR |
| | PERMIT MEASUREMENT | ***** | ***** | | ***** | Req. Mon. WKLY AVG | Req. Mon. DAILY MX | mL/L | | Daily | GRAB |
| Nitrogen, ammonia total (as N) Effluent Gross | SAMPLE MEASUREMENT | ***** | ***** | | 16.68 | ***** | ***** | mg/L | 0 | 07 / 30 | 24 |
| | PERMIT MEASUREMENT | ***** | ***** | | Req. Mon. MO AVG | ***** | ***** | mg/L | | Once per month | COMP24 |
| Nitrogen, nitrite total (as N) Effluent Gross | SAMPLE MEASUREMENT | ***** | ***** | | 0.41 | ***** | ***** | mg/L | 0 | 05 / 30 | 24 |
| | PERMIT MEASUREMENT | ***** | ***** | | Req. Mon. MO AVG | ***** | ***** | mg/L | | Once per month | COMP24 |
| Nitrogen, nitrate total (as N) Effluent Gross | SAMPLE MEASUREMENT | ***** | ***** | | 0.59 | ***** | ***** | mg/L | 0 | 05 / 30 | 24 |
| | PERMIT MEASUREMENT | ***** | ***** | | Req. Mon. MO AVG | ***** | ***** | mg/L | | Once per month | COMP24 |

| PARAMETER |  | QUANTITY OR LOADING | | | QUANTITY OR LOADING | | | | NO. EX | FREQUENCY OF ANALYSIS | SAMPLE TYPE |
|---|---|---------------------|-------|-------|---------------------|-------|--------------------|-------|--------|-----------------------|-------------|
| | | VALUE | VALUE | UNITS | VALUE | VALUE | VALUE | UNITS | | | |
| Nitrogen, Kjeldahl total (as N) Effluent Gross | SAMPLE MEASUREMENT | ***** | ***** | | 20.12 | ***** | ***** | mg/L | 0 | 05 / 30 | 24 |
| | PERMIT MEASUREMENT | ***** | ***** | | Req. Mon. MO AVG | ***** | ***** | mg/L | | Once per month | COMP24 |
| Chloride (as Cl) Raw Sewage Influent | SAMPLE MEASUREMENT | ***** | ***** | | ***** | ***** | 520 | mg/L | 0 | 01 / 01 | GR |
| | PERMIT MEASUREMENT | ***** | ***** | | ***** | ***** | Req. Mon. DAILY MX | mg/L | | Daily | GRAB |
| Arsenic, total (as As) Effluent Gross | SAMPLE MEASUREMENT | ***** | ***** | | 0.5 | ***** | 1.0 | µg/L | 0 | 02 / 30 | 24 |
| | PERMIT MEASUREMENT | ***** | ***** | | Req. Mon. MO AVG | ***** | Req. Mon. DAILY MX | µg/L | | Once per month | COMP24 |
| Copper, total recoverable Effluent Gross | SAMPLE MEASUREMENT | ***** | ***** | | 7.11 | ***** | 9.45 | µg/L | 0 | 04 / 30 | 24 |
| | PERMIT MEASUREMENT | ***** | ***** | | Req. Mon. MO AVG | ***** | Req. Mon. DAILY MX | µg/L | | Once per month | COMP24 |
| Coliform, fecal - % samples exceeds limit Effluent Gross | SAMPLE MEASUREMENT | ***** | ***** | | 0.0 | ***** | ***** | % | 0 | 03 / 01 | CA |
| | PERMIT MEASUREMENT | ***** | ***** | | 10 MAXIMUM | ***** | ***** | % | | Three per day | GRAB |
| PCB-1016 Effluent Gross | SAMPLE MEASUREMENT | ***** | ***** | | 0.0 | ***** | 0.0 | µg/L | 0 | 01 / 30 | 24 |
| | PERMIT MEASUREMENT | ***** | ***** | | 0.000045 MO AVG | ***** | Req. Mon. DAILY MX | µg/L | | Once per month | COMP24 |
| 4, 4'-DDT Effluent Gross | SAMPLE MEASUREMENT | ***** | ***** | | 0.0 | ***** | 0.0 | µg/L | 0 | 01 / 30 | 24 |
| | PERMIT MEASUREMENT | ***** | ***** | | Req. Mon. MO AVG | ***** | Req. Mon. DAILY MX | µg/L | | Once per month | COMP24 |

| PARAMETER |  | QUANTITY OR LOADING | | | QUANTITY OR LOADING | | | | NO. EX | FREQUENCY OF ANALYSIS | SAMPLE TYPE |
|---|---|---------------------|-------|-------|---------------------|-------|-----------------------|-------|--------|-----------------------|-------------|
| | | VALUE | VALUE | UNITS | VALUE | VALUE | VALUE | UNITS | | | |
| Aldrin Effluent Gross | SAMPLE MEASUREMENT | ***** | ***** | | 0.0 | ***** | 0.0 | µg/L | 0 | 01 / 30 | 24 |
| | PERMIT MEASUREMENT | ***** | ***** | | Req. Mon. MO AVG | ***** | Req. Mon. DAILY MX | µg/L | | Once per month | COMP24 |
| Chlorodane, alpha, whole water Effluent Gross | SAMPLE MEASUREMENT | ***** | ***** | | 0.0 | ***** | 0.0 | µg/L | 0 | 01 / 30 | 24 |
| | PERMIT MEASUREMENT | ***** | ***** | | Req. Mon. MO AVG | ***** | Req. Mon. DAILY MX | µg/L | | Once per month | COMP24 |
| Chlorodane (tech mix. and metabolites) Effluent Gross | SAMPLE MEASUREMENT | ***** | ***** | | 0.0 | ***** | 0.0 | µg/L | 0 | 01 / 30 | 24 |
| | PERMIT MEASUREMENT | ***** | ***** | | Req. Mon. MO AVG | ***** | Req. Mon. DAILY MX | µg/L | | Once per month | COMP24 |
| Dieldrin Effluent Gross | SAMPLE MEASUREMENT | ***** | ***** | | 0.0 | ***** | 0.0 | µg/L | 0 | 01 / 30 | 24 |
| | PERMIT MEASUREMENT | ***** | ***** | | Req. Mon. MO AVG | ***** | Req. Mon. DAILY MX | µg/L | | Once per month | COMP24 |
| Heptachlor Effluent Gross | SAMPLE MEASUREMENT | ***** | ***** | | 0.0 | ***** | 0.0 | µg/L | 0 | 01 / 30 | 24 |
| | PERMIT MEASUREMENT | ***** | ***** | | Req. Mon. MO AVG | ***** | Req. Mon. DAILY MX | µg/L | | Once per month | COMP24 |
| Heptachlor epoxide Effluent Gross | SAMPLE MEASUREMENT | ***** | ***** | | 0.0 | ***** | 0.0 | µg/L | 0 | 01 / 30 | 24 |
| | PERMIT MEASUREMENT | ***** | ***** | | Req. Mon. MO AVG | ***** | Req. Mon. DAILY MX | µg/L | | Once per month | COMP24 |
| PCB-1221 Effluent Gross | SAMPLE MEASUREMENT | ***** | ***** | | 0.0 | ***** | 0.0 | µg/L | 0 | 01 / 30 | 24 |
| | PERMIT MEASUREMENT | ***** | ***** | | 0.000045 MO AVG | ***** | Req. Mon. DAILY MX | µg/L | | Once per month | COMP24 |

| PARAMETER |  | QUANTITY OR LOADING | | | QUANTITY OR LOADING | | | | NO. EX | FREQUENCY OF ANALYSIS | SAMPLE TYPE |
|---|---|---------------------|-------|-------|---------------------|-------|-----------------------|-------|--------|-----------------------|-------------|
| | | VALUE | VALUE | UNITS | VALUE | VALUE | VALUE | UNITS | | | |
| PCB-1232 Effluent Gross | SAMPLE MEASUREMENT | ***** | ***** | | 0.0 | ***** | 0.0 | µg/L | 0 | 01 / 30 | 24 |
| | PERMIT MEASUREMENT | ***** | ***** | | 0.000045 MO AVG | ***** | Req. Mon. DAILY MX | µg/L | | Once per month | COMP24 |
| PCB-1242 Effluent Gross | SAMPLE MEASUREMENT | ***** | ***** | | 0.0 | ***** | 0.0 | µg/L | 0 | 01 / 30 | 24 |
| | PERMIT MEASUREMENT | ***** | ***** | | 0.000045 MO AVG | ***** | Req. Mon. DAILY MX | µg/L | | Once per month | COMP24 |
| PCB-1248 Effluent Gross | SAMPLE MEASUREMENT | ***** | ***** | | 0.0 | ***** | 0.0 | µg/L | 0 | 01 / 30 | 24 |
| | PERMIT MEASUREMENT | ***** | ***** | | 0.000045 MO AVG | ***** | Req. Mon. DAILY MX | µg/L | | Once per month | COMP24 |
| PCB-1254 Effluent Gross | SAMPLE MEASUREMENT | ***** | ***** | | 0.0 | ***** | 0.0 | µg/L | 0 | 01 / 30 | 24 |
| | PERMIT MEASUREMENT | ***** | ***** | | 0.000045 MO AVG | ***** | Req. Mon. DAILY MX | µg/L | | Once per month | COMP24 |
| PCB-1260 Effluent Gross | SAMPLE MEASUREMENT | ***** | ***** | | 0.0 | ***** | 0.0 | µg/L | 0 | 01 / 30 | 24 |
| | PERMIT MEASUREMENT | ***** | ***** | | 0.000045 MO AVG | ***** | Req. Mon. DAILY MX | µg/L | | Once per month | COMP24 |
| Polychlorinated biphenyls (PCBs) Effluent Gross | SAMPLE MEASUREMENT | ***** | ***** | | 0.00008 | ***** | 0.00008 | µg/L | 0 | 01 / 30 | 24 |
| | PERMIT MEASUREMENT | ***** | ***** | | Req. Mon. MO AVG | ***** | Req. Mon. DAILY MX | µg/L | | Once per month | COMP24 |
| Hexachlorobenzene Effluent Gross | SAMPLE MEASUREMENT | ***** | ***** | | 0.0 | ***** | 0.0 | µg/L | 0 | 01 / 30 | 24 |
| | PERMIT MEASUREMENT | ***** | ***** | | Req. Mon. MO AVG | ***** | Req. Mon. DAILY MX | µg/L | | Once per month | COMP24 |

| PARAMETER |  | QUANTITY OR LOADING | | | QUANTITY OR LOADING | | | | NO. EX | FREQUENCY OF ANALYSIS | SAMPLE TYPE |
|---|---|---------------------|-----------------------|-------|---------------------|-------------------|-----------------------|---------|--------|-----------------------|-------------|
| | | VALUE | VALUE | UNITS | VALUE | VALUE | VALUE | UNITS | | | |
| Gamma chlordane, whole water Effluent Gross | SAMPLE MEASUREMENT | ***** | ***** | | 0.0 | ***** | 0.0 | µg/L | 0 | 01 / 30 | 24 |
| | PERMIT MEASUREMENT | ***** | ***** | | Req. Mon. MO AVG | ***** | Req. Mon. DAILY MX | µg/L | | Once per month | COMP24 |
| Flow, in conduit or thru treatment plant Effluent Gross | SAMPLE MEASUREMENT | 412.8 | 819.0 | mgd | ***** | ***** | ***** | | 0 | 99 / 99 | RC |
| | PERMIT MEASUREMENT | Req. Mon. MO AVG | Req. Mon. DAILY MX | mgd | ***** | ***** | ***** | | | Continuous | RCORDR |
| Chlorine, total residual Effluent Gross | SAMPLE MEASUREMENT | ***** | ***** | | 40 | ***** | 40 | µg/L | 0 | 03 / 01 | GR |
| | PERMIT MEASUREMENT | ***** | ***** | | 456 MO AVG | ***** | 631 DAILY MX | µg/L | | Three per day | GRAB |
| Mercury, total (as HG) Effluent Gross | SAMPLE MEASUREMENT | ***** | ***** | | 0.0069 | ***** | 0.013 | µg/L | 0 | 04 / 30 | 24 |
| | PERMIT MEASUREMENT | ***** | ***** | | Req. Mon. MO AVG | ***** | Req. Mon. DAILY MX | µg/L | | Once per month | COMP24 |
| Coliform, fecal general Effluent Gross | SAMPLE MEASUREMENT | ***** | ***** | | ***** | 10 | 48 | #/100mL | 0 | 03 / 01 | GR |
| | PERMIT MEASUREMENT | ***** | ***** | | ***** | 14000 WKLY GEO | 14000 DAILY MX | #/100mL | | Three per day | GRAB |
| Coliform, fecal general See Comments | SAMPLE MEASUREMENT | ***** | ***** | | 'g' | 'g' | 'g' | | | | |
| | PERMIT MEASUREMENT | ***** | ***** | | 200 MO GEO | 200 MEDIAN | 400 DAILY MX | #/100mL | | Three per day | GRAB |
| Cyanide, total recoverable Effluent Gross | SAMPLE MEASUREMENT | ***** | ***** | | 0.0 | ***** | 0.0 | µg/L | 0 | 02 / 30 | GR |
| | PERMIT MEASUREMENT | ***** | ***** | | Req. Mon. MO AVG | ***** | Req. Mon. DAILY MX | µg/L | | Once per month | GRAB |

| PARAMETER |  | QUANTITY OR LOADING | | | QUANTITY OR LOADING | | | | NO. EX | FREQUENCY OF ANALYSIS | SAMPLE TYPE |
|---|---|---------------------|------------------|--------|---------------------|--------------------|--------------------|---------------------------------|---------------|-----------------------|-------------|
| | | VALUE | VALUE | UNITS | VALUE | VALUE | VALUE | UNITS | | | |
| Volatile fraction organics (EPA 624) Effluent Gross | SAMPLE MEASUREMENT | ***** | ***** | | 10.90 | ***** | 21.80 | µg/L | 0 | 02 / 30 | GR |
| | PERMIT MEASUREMENT | ***** | ***** | | Req. Mon. MO AVG | ***** | Req. Mon. DAILY MX | µg/L | | Once per month | GRAB |
| CBOD5/NH3-N Effluent Gross | SAMPLE MEASUREMENT | ***** | ***** | | 4.0 | 5.0 | 12.3 | mg/L | 0 | 01 / 01 | 24 |
| | PERMIT MEASUREMENT | ***** | ***** | | 25 MO AVG | 40 WKLY AVG | Req. Mon. DAILY MX | mg/L | | Daily | COMP24 |
| CBOD5/NH3-N Raw Sewage Influent | SAMPLE MEASUREMENT | ***** | ***** | | 83.1 | 94.0 | 138.2 | mg/L | 0 | 01 / 01 | 24 |
| | PERMIT MEASUREMENT | ***** | ***** | | Req. Mon. MO AVG | Req. Mon. WKLY AVG | Req. Mon. DAILY MX | mg/L | | Daily | COMP24 |
| FLOW, TOTAL EFFLUENT GROSS VALUE | SAMPLE MEASUREMENT | 328.0 | 380.3 | mgal/d | ***** | ***** | ***** | | 0 | 99 / 99 | CA |
| | PERMIT MEASUREMENT | 436 ANNL AVG | Req. Mon. MO AVG | mgal/d | ***** | ***** | ***** | | | Continuous | RCOTOT |
| | | | | | | | | | | | |
| | | | | | | | | | | | |
| | | | | | | | | | | | |
| | | | | | | | | | | | |
| | | | | | | | | | | | |
| NAME / TITLE PRINCIPAL EXECUTIVE OFFICER | I CERTIFY UNDER PENALTY OF LAW THAT I HAVE PERSONALLY EXAMINED AND AM FAMILIAR WITH THE INFORMATION SUBMITTED HEREIN; AND BASED ON MY INQUIRY OF THOSE INDIVIDUALS IMMEDIATELY RESPONSIBLE FOR OBTAINING THE INFORMATION, I BELIEVE THE SUBMITTED INFORMATION IS TRUE, ACCURATE AND COMPLETE. I AM AWARE THAT THERE ARE SIGNIFICANT PENALTIES FOR SUBMITTING FALSE INFORMATION, INCLUDING THE POSSIBILITY OF FINE AND IMPRISONMENT. | | | | | | | See original form for signature | TELEPHONE | DATE | |
| Michael J. Hornbrook Chief Operating Officer | | | | | | | | | (617)788-4359 | 1/16/2012 | |

DEER ISLAND TREATMENT PLANT

LAST UPDATED: JAN 11, 2012

NATIONAL POLLUTANT DISCHARGE ELIMINATION SYSTEM (NPDES)


DECEMBER 2011 - DISCHARGE MONITORING REPORT

PERMITTEE NAME / ADDRESS
 NAME MWRA
 ADDRESS CHARLESTOWN NAVY YARD
 100 FIRST AVE
 BOSTON MA 02129
 FACILITY MWRA
 LOCATION BOSTON MA 02129
 ATTN: Michael Hornbrook

| MA0103284 | | | T01 T | | |
|-------------------|----|-----|------------------|----|-----|
| PERMIT NUMBER | | | DISCHARGE NUMBER | | |
| MONITORING PERIOD | | | | | |
| FROM | | | TO | | |
| YEAR | MO | DAY | YEAR | MO | DAY |
| 11 | 12 | 1 | 11 | 12 | 31 |

MAJOR
 (SUBR E)
 TUNNEL WET DATA

*** NO DISCHARGE ***

| PARAMETER |  | QUANTITY OR LOADING | | | QUANTITY OR LOADING | | | | NO. EX | FREQUENCY OF ANALYSIS | SAMPLE TYPE |
|--|---|---|-------|-------|---------------------|-------|-------|---------------------------------|--------|-----------------------|-------------|
| | | VALUE | VALUE | UNITS | VALUE | VALUE | VALUE | UNITS | | | |
| LC50 Static 48Hr Acute Mysid. Bahia Effluent Gross | SAMPLE MEASUREMENT | ***** | ***** | | | ***** | ***** | % | 0 | 00 / 30 | 24 |
| | PERMIT MEASUREMENT | ***** | ***** | | 50 DAILY MN | ***** | ***** | % | | Once per month | COMP24 |
| LC50 48Hr Acute Menidia Effluent Gross | SAMPLE MEASUREMENT | ***** | ***** | | | ***** | ***** | % | 0 | 00 / 30 | 24 |
| | PERMIT MEASUREMENT | ***** | ***** | | 50 DAILY MN | ***** | ***** | % | | Once per month | COMP24 |
| Noel Static 1Hr Fert. Chronic Arbacia Effluent Gross | SAMPLE MEASUREMENT | ***** | ***** | | | ***** | ***** | % | 0 | 00 / 30 | 24 |
| | PERMIT MEASUREMENT | ***** | ***** | | 1.5 DAILY MN | ***** | ***** | % | | Once per month | COMP24 |
| Noael Statre 7Day Chronic Menidia Effluent Gross | SAMPLE MEASUREMENT | ***** | ***** | | | ***** | ***** | % | 0 | 00 / 30 | 24 |
| | PERMIT MEASUREMENT | ***** | ***** | | 1.5 DAILY MN | ***** | ***** | % | | Once per month | COMP24 |
| | | | | | | | | | | | |
| | | | | | | | | | | | |
| | | | | | | | | | | | |
| NAME / TITLE PRINCIPAL EXECUTIVE OFFICER | | I CERTIFY UNDER PENALTY OF LAW THAT I HAVE PERSONALLY EXAMINED AND AM FAMILIAR WITH THE INFORMATION SUBMITTED HEREIN; AND BASED ON MY INQUIRY OF THOSE INDIVIDUALS IMMEDIATELY RESPONSIBLE FOR OBTAINING THE INFORMATION, I BELIEVE THE SUBMITTED INFORMATION IS TRUE, ACCURATE AND COMPLETE. I AM AWARE THAT THERE ARE SIGNIFICANT PENALTIES FOR SUBMITTING FALSE INFORMATION, INCLUDING THE POSSIBILITY OF FINE AND IMPRISONMENT. | | | | | | See original form for signature | | TELEPHONE | DATE |
| Michael J. Hornbrook Chief Operating Officer | | | | | | | | | | (617)788-4359 | 1/30/2012 |

EPA Form 3320-1 (Rev. 1/06) Previous editions may be used.

H - Invalid test