

MASSACHUSETTS STATE LOTTERY CHARITABLE GAMING DIVISION ANNUAL REPORT 2009

*TREASURER & RECEIVER GENERAL
TIMOTHY P. CAHILL*

*EXECUTIVE DIRECTOR
MARK J. CAVANAGH*



**MASSACHUSETTS STATE LOTTERY CHARITABLE GAMING DIVISION
CALENDAR YEAR 2009**

In 2009, Charitable Gaming licensees throughout the Commonwealth reported a total of \$81.2 million in gross revenues, comprised of \$44.8 million from Beano games; \$17.6 million from charity game ticket sales; \$17.4 million from raffles and \$1.2 million from bazaars (Las Vegas nights).

Proceeds generated from Beano games have touched the lives of many citizens across the Commonwealth by providing funds for many charitable causes. Students have received scholarships; needy families received holiday food and gift baskets; senior citizens celebrated the holidays and many youth sports programs were able to continue. Veterans were remembered and celebrated at various V.A. hospitals and in parades commemorating Memorial Day and Veterans' Day.

Bingo provides an important social component to our citizens while providing revenue to the state's many charitable causes. The Lottery will strive to enable Bingo and all charitable gaming to continue to operate in the Commonwealth and bring assistance to its citizens.

As always, I would like to thank all of the dedicated volunteers and patrons throughout the Commonwealth who have contributed to the success of Charitable Gaming in 2009. Their tireless commitment and devotion has helped ease some of the financial burden faced by countless charitable organizations across Massachusetts.



Mark J. Cavanagh
Executive Director

**COMPREHENSIVE STATEMENT OF REVENUES AND EXPENSES
FROM LICENSEES AND PERMITTEES
JANUARY 1, 2009 TO DECEMBER 31, 2009**

Gross Revenues

Bingo Games	\$44,891,365
Charity Game Tickets	17,634,007
Raffles	17,426,755
Bazaars (Casino Functions)	<u>1,286,180</u>
Total Gross Revenues	\$81,238,307

Expenses

Bingo prizes	\$34,992,643
Charity Game Ticket prizes (estimated)	10,580,404
Bingo taxes	2,244,583

Appropriated as follows:
Three-fifths to the General Fund
Two-fifths to the Lottery for
expenses of controlling Bingo
*Any unappropriated balance
goes to Local Aid Fund

Cost of Charity Game Tickets to Licensees	\$1,763,401
---	-------------

Appropriated as follows:
Maximum 50% allowed expenses for
purchasing and selling tickets. Any money not
so expended (but at least 50%) goes to Local Aid Fund.

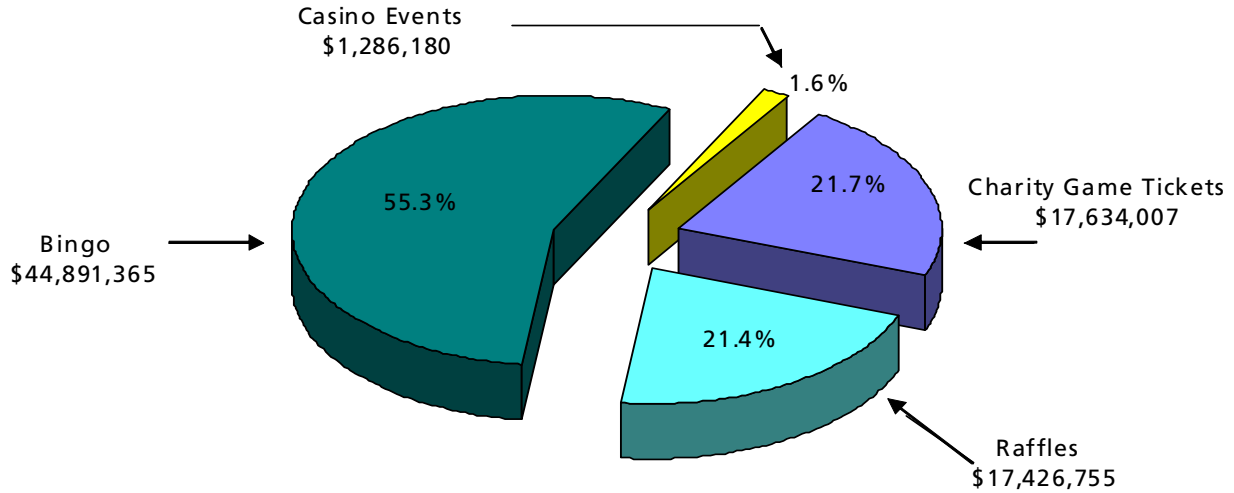
Bingo operating Expenses	\$5,257,575
Raffle prizes & expenses	7,550,049
Raffle taxes	884,334
Bazaar "Casino Function" prizes & expenses	730,765
Bazaar "Casino Function" taxes	<u>63,755</u>

Total Expenses	\$64,067,509
----------------	--------------

Net Revenue Available to Charities	\$17,170,798
------------------------------------	--------------

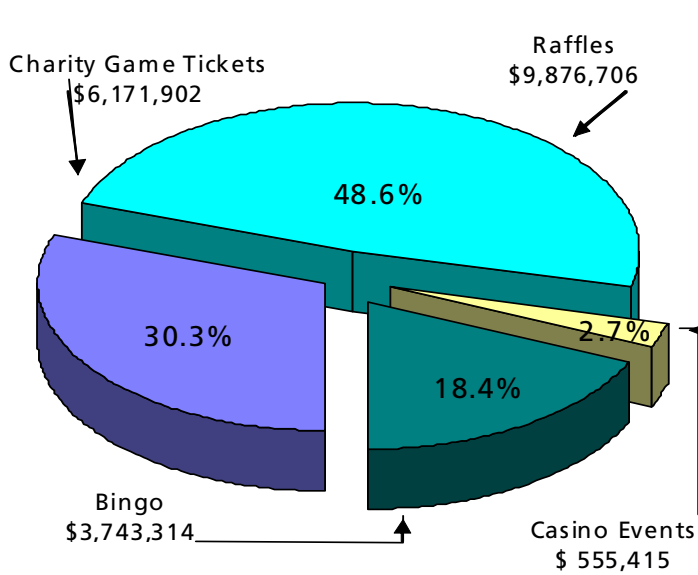
2009 SUMMARY TOTAL GROSS CHARITABLE GAMING REVENUES

Total Gross Revenues: \$ 81,238,307

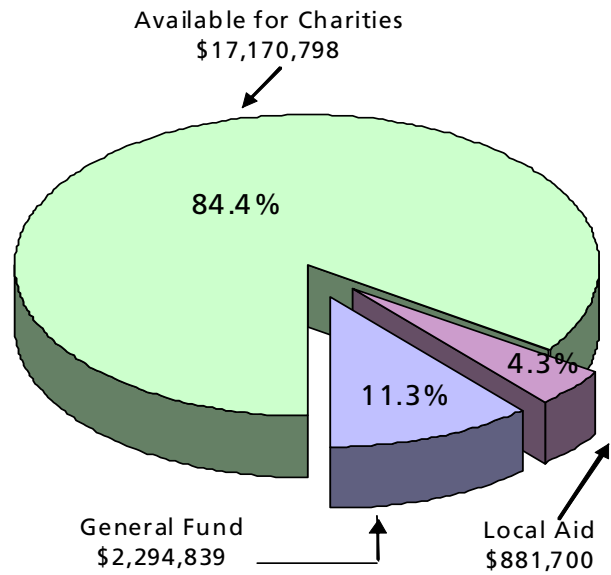


Source of Funds Available to Organizations (Net Revenue)

Recipients of Funds from Organizations (Net Revenue)



Total Funds \$20,347,337



Total Funds \$20,347,337

MASSACHUSETTS STATE LOTTERY CHARITABLE GAMING DIVISION CALENDAR YEAR 2009

CITIES AND TOWNS THAT VOTED IN FAVOR OF BINGO BUT ARE NOT PLAYING

TOWN	POP.*	TOWN	POP.*	TOWN	POP.*	TOWN	POP.*
Acushnet	10,161	Grafton	14,894	New Marlboro	1,494	Swampscott	14,412
Adams	8,809	Granby	6,132	New Salem	929	Swansea	15,901
Alford	399	Granville	1,521	Newbury	6,717	Templeton	6,799
Amesbury	16,450	Gt. Barrington	7,527	Newburyport	17,189	Tolland	426
Amherst	34,874	Groton	9,547	Norfolk	10,460	Townsend	9,198
Andover	31,247	Groveland	6,038	N. Andover	27,202	Truro	2,087
Arlington	42,389	Hadley	4793	N. Attleboro	27,143	Tyngsboro	11,081
Ashburnham	5,546	Halifax	7,500	N. Brookfield	4,683	Tyringham	350
Ashby	2,845	Hamilton	8,315	N. Reading	13,837	Upton	5,642
Ashfield	1,800	Hampden	5,171	Northboro	14,013	Uxbridge	11,156
Athol	11,299	Hancock	721	Northfield	2,951	Wakefield	24,804
Avon	4,443	Hanover	13,164	Norwell	9,765	Wales	1,737
Ayer	7,287	Hanson	9,495	Oak Bluffs	3,713	Walpole	22,824
Becket	1,755	Hardwick	2,622	Oakham	1,673	Warren	4,776
Bedford	12,595	Hatfield	3,249	Orleans	6,341	Warwick	750
Belchertown	12,968	Hawley	336	Otis	1,365	Washington	544
Belmont	24,194	Heath	805	Oxford	13,352	Wayland	13,100
Berkley	5,749	Hingham	19882	Paxton	4,386	Wellesley	26,613
Berlin	2,380	Holden	15,621	Pelham	1,403	Welfleet	2,749
Bernardston	2,155	Holland	2,407	Pepperell	11,142	Wendell	986
Blackstone	8,804	Holliston	13,801	Peru	821	W. Boylston	7,481
Blandford	1,214	Hopedale	5,907	Petersham	1,180	W. Brookfield	3,804
Boxboro	4,868	Hopkinton	13,346	Phillipston	1,621	W. Stockbridge	1,416
Boylston	4,008	Hubbardston	3,909	Plainfield	589	Westford	20,754
Braintree	33,828	Huntington	2,174	Plainville	7,683	Westminster	6,907
Brimfield	3,339	Ipswich	12,987	Plymouth	51,701	Westwood	14,117
Brookfield	3,051	Lancaster	7,380	Plympton	2,637	Whately	1,573
Brookline	57,107	Lanesboro	2,990	Princeton	3,353	Wilbraham	13,473
Buckland	1,991	Lenox	5,077	Raynham	11,739	Williamsburg	2,427
Burlington	22,876	Leverett	1,663	Reading	23,708	Williamstown	8,424
Cambridge	101,355	Lexington	30,355	Rehoboth	10,172	Wilmington	21,363
Charlton	11,263	Leyden	772	Richmond	1,604	Winchendon	9,611
Chatham	6,625	Littleton	8,184	Rochester	4,581	Winchester	20,810
Cheshire	3,401	Lunenburg	9,401	Rockland	17,670	Windsor	875
Chester	1,308	Manchester	5,228	Rowe	351	Winthrop	18,303
Chesterfield	1,201	Mansfield	22,414	Rowley	5,500	Worthington	1,270
Clarksburg	1,686	Marblehead	20,377	Royalston	1,254	Wrentham	10,554
Clinton	13,435	Marion	5,123	Russell	1,657		
Cohasset	7,261	Marlborough	36,255	Rutland	6,353	TOTAL	2,231,603
Colrain	1,813	Marshfield	24,324	Salisbury	7,827		
Conway	1,809	Mashpee	12,946	Sandisfield	824		
Cummington	978	Mattapoisett	6,268	Savoy	705		
Dalton	6,892	Medfield	12,273	Seekonk	13,425		
Danvers	25,212	Medford	55,765	Sharon	17,408		
Douglas	7,045	Medway	12,448	Sheffield	3,335		
Duxbury	14,248	Melrose	27,134	Shelburne	2,058		
E. Bridgewater	12,974	Mendon	5,286	Shirley	6,373		
E. Brookfield	2,097	Merrimac	6,138	Shrewsbury	31,640		
E. Longmeadow	14,100	Methuen	43,789	Shutesbury	1,810		
Easthampton	15,994	Middleboro	19,941	Somerset	18,234		
Easton	22,299	Middlefield	542	Southampton	5,387		
Egremont	1,345	Middleton	7,744	Southboro	8,781		
Erving	1,467	Milford	26,799	South Hadley	17,196		
Essex	3,267	Millis	7,902	Sterling	7,257		
Fairhaven	16,159	Millville	2,724	Stockbridge	2,276		
Florida	676	Monroe	93	Stoughton	27,149		
Foxboro	16,246	Monson	8,359	Stow	5,902		
Freetown	8,472	Montague	8,489	Sturbridge	7,837		
Gill	1,363	Nahant	3,632	Sudbury	16,841		
Goshen	921	New Ashford	247	Sunderland	3,777		
Gosnold	86	New Braintree	927	Sutton	8,250		

*Population figures from the 2000 U.S. Census

**MASSACHUSETTS STATE LOTTERY CHARITABLE GAMING DIVISION
CALENDAR YEAR 2009**

Types of Organizations Conducting Bingo

Church or Religious	105
Fraternal	64
Veterans Organization Chartered By Congress of the United States or included in Clause (12) of Section Five of Chapter 40 of the General Laws	16
Non-Profit Athletic Association	14
Other	<u>13</u>
TOTAL	212

Games by Occasion Day

MONDAY	27
TUESDAY	26
WEDNESDAY	36
THURSDAY	40
FRIDAY	34
SATURDAY	20
SUNDAY	<u>29</u>
TOTAL	212

Charitable Games License fees of \$50.00, per annum for all licensees was \$9,750 for 2009
(All license fees to the Commission, subject to appropriation).

TOWNS THAT VOTED AGAINST BINGO

TOWN	POPULATION
Acton	20,331
Aquinnah	344
Bolton	4,148
Boxford	7,921
Carlisle	4,717
Chilmark	843
Concord	16,993
Dover	5,558
Dunstable	2,829
Harvard	5,981
Lincoln	8,056
Longmeadow	15,633
Monterey	934
Montgomery	654
Mount Washington	130
Needham	28,911
Rockport	7,767
Sherborn	4,200
Topsfield	6,141
Wenham	4,440
West Newbury	4,149
West Tisbury	2,467
Westhampton	1,468
Weston	<u>11,469</u>
TOTAL	166,084

HISTORY OF LEGISLATIVE AUTHORITY

Bingo (Beano) was legalized in the Commonwealth of Massachusetts on September 29, 1971. Effective September 4, 1973, Chapter 729 of the Acts of 1973 transferred responsibility for control of the operation of Bingo from the Massachusetts Department of Public Safety to the Massachusetts State Lottery Commission. By authority conferred in Section 38 of Chapter 10 of the General Laws, Rules and Regulations controlling Bingo were adopted on March 1, 1974 and amended in October 1974, July 1980, November 1991, March 1994 and October, 2000. Effective January 1, 1978, Chapter 219 of the Acts of 1977 transferred responsibility for collection of the five percent Bingo and Raffle/Bazaar (Casino Functions) Tax from the Department of Revenue to the Massachusetts State Lottery Commission. By authority conferred in Section 39A of Chapter 10 of the General Laws, Rules and Regulations Controlling Certain Raffle and Bazaar Permits were adopted earlier and amended in December 1980.

SENIOR CITIZENS' RECREATIONAL BINGO

Effective March 16, 1984, Chapter 619, Acts of 1983 allowed for the conduct of Recreational Bingo at Senior Citizens' or Golden Age Clubs for the recreation of members. This law requires said organizations apply for an identification number from the Massachusetts State Lottery Commission. During 2009, the Massachusetts State Lottery Commission had on file 858 identification numbers issued for Senior Citizens' Recreational Bingo. Qualified organizations are provided certificates at no cost.

CHARITABLE GAMING CONTACT INFORMATION

Massachusetts State Lottery at **781-849-5555** (main line); use the following extensions:

**Bingo/Charity Games Audits, Financial Reports and
Financial Inquiries Raffles Casino Functions Administration** - Extension 5527
Auditing - Extensions 5337, 5334, 5494
Accounting - Extension 5527
**Bingo Game Operations,
Charity Game Tickets, Senior Citizen Recreational Bingo** - Extension: 5345

Regional Offices:

Woburn (781) 935-2668 (local) Asset Protection Regional Staff
New Bedford (508) 985-9892 (local) Asset Protection Regional Staff
Springfield (413) 781-3880 (local) Asset Protection Regional Staff
Worcester (508) 755-7855 (local) Asset Protection Regional Staff

MASSACHUSETTS STATE LOTTERY

CONTACT INFORMATION

BRAINTREE
LOTTERY HEADQUARTERS
60 Columbian Street
Braintree, MA 02184
(781) 849-5555

SPRINGFIELD
Lottery District Office
20 Fort Street,
Springfield, MA 01103
(413)781-3880

WORCESTER
Lottery District Office
151 West Boylston Drive
Worcester, 01606
(508) 755-7855

WOBURN
Lottery District Office
11 Cummings Park
Woburn, 01801
(781) 935-2668

NEW BEDFORD
Lottery District Offices
200 THEODORE H. RICE BOULEVARD
NEW BEDFORD, 02740
(508) 985-9892