


MASSACHUSETTS STATE LOTTERY COMMISSION

# CHARITABLE GAMES



## 2012 ANNUAL REPORT

STEVEN GROSSMAN  
TREASURER & RECEIVER GENERAL

PAUL R. STERNBURG  
EXECUTIVE DIRECTOR



In 2012, Charitable Gaming licensees throughout the Commonwealth reported a total of \$72.6 million in gross revenues, comprised of \$36.5 million from Beano games; \$14.8 million from charity game ticket sales; \$20.3 million from raffles and \$950,000 from bazaars (Las Vegas nights).



Proceeds generated from Beano games have touched the lives of many citizens across the Commonwealth by providing funds for many charitable causes. Students have received scholarships; Needy families received holiday food and gift baskets; senior citizens celebrated the holidays and many youth sports programs were able to continue. Veterans were remembered and celebrated at various V.A. hospitals and in parades commemorating Memorial Day and Veterans' Day.

Bingo provides an important social component to our citizens while providing revenue to the state's many charitable causes. The Lottery will strive to enable Bingo and all charitable gaming to continue to operate in the Commonwealth and bring assistance to its citizens.

As always, I would like to thank all of the dedicated volunteers and patrons throughout the Commonwealth who have contributed to the success of Charitable Gaming in 2012. Their tireless commitment and devotion has helped ease some of the financial burden faced by countless charitable organizations across Massachusetts.

A handwritten signature in black ink, appearing to read 'P. Sternburg'. The signature is fluid and cursive, with a large loop at the end.

Paul R. Sternburg

*Executive Director*

# Comprehensive Statement of Revenue & Expenses From Licensees & Permittees

January 1, 2012 to December 31, 2012

## Gross Revenues

|                                  |               |
|----------------------------------|---------------|
| Bingo Games _____                | \$ 36,517,171 |
| Charity Game Tickets _____       | 14,843,528    |
| Raffles _____                    | 20,313,346    |
| Bazaars (Casino Functions) _____ | 950,511       |
| Total Gross Revenues _____       | \$ 72,624,556 |

## Expenses

|  |               |
|--|---------------|
| Bingo prizes _____                           | \$ 28,658,853 |
| Charity Game Ticket prizes (estimated) _____ | 8,906,117     |
| Bingo taxes _____                            | 1,825,862     |

## Appropriated as follows:

Three-fifths to the General Fund

Two-fifths to the Lottery for expenses of controlling Bingo

Any unappropriated balance goes to Local Aid Fund

|   |              |
|---|--------------|
| Cost of Charity Game Tickets to licensees _____ | \$ 1,484,353 |
|---|--------------|

## Appropriated as follows:

Maximum 50% allowed expenses for purchasing and selling tickets.

Any money not so expended (but at least 50%) goes to Local Aid Fund.

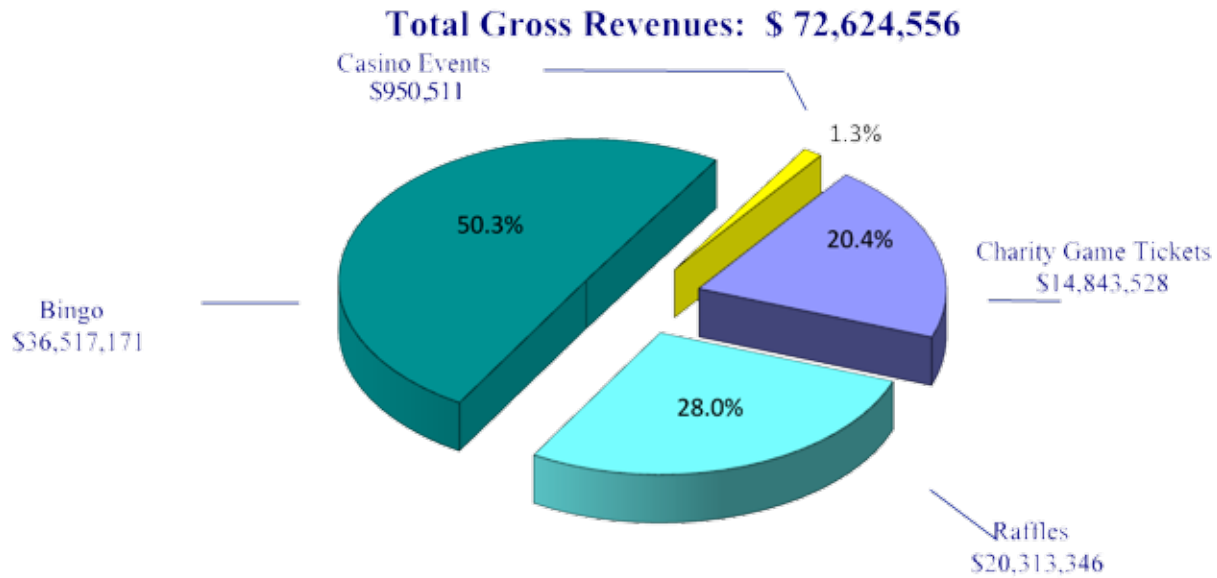
|  |              |
|--|--------------|
| Bingo operating Expenses _____                   | \$ 4,316,592 |
| Raffle prizes & expenses _____                   | 7,735,545    |
| Raffle taxes _____                               | 1,033,258    |
| Bazaar "Casino Function" prizes & expenses _____ | 394,035      |
| "Casino Function" taxes _____                    | 46,025       |

|                      |            |
|----------------------|------------|
| Total Expenses _____ | 54,400,640 |
|----------------------|------------|

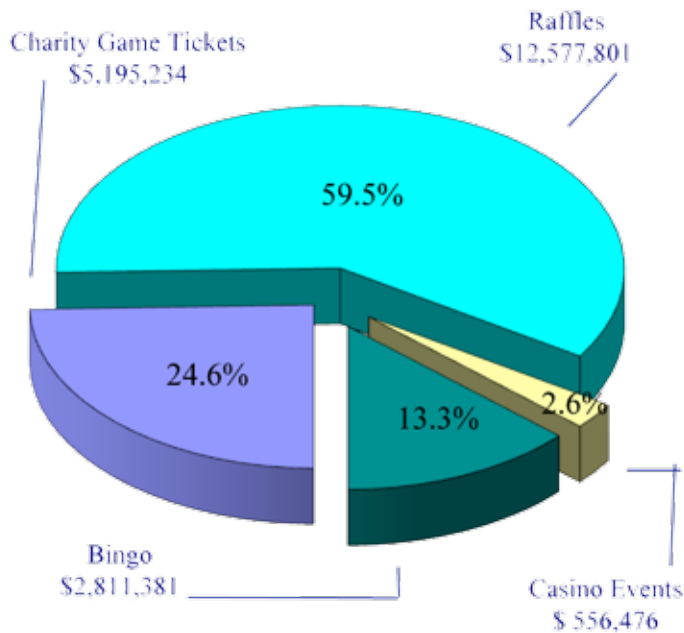
|   |               |
|---|---------------|
| Net Revenues Available to Charities _____ | \$ 18,223,916 |
|---|---------------|



# 2012 Summary • Total Gross Charitable Gaming Revenues

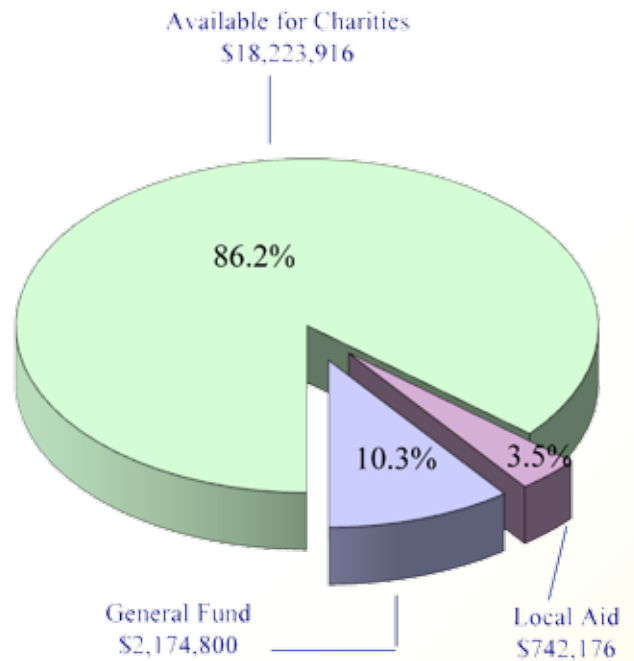


**Source of Funds Available to Organizations (Net Revenues)**



**Total Funds \$21,140,892**

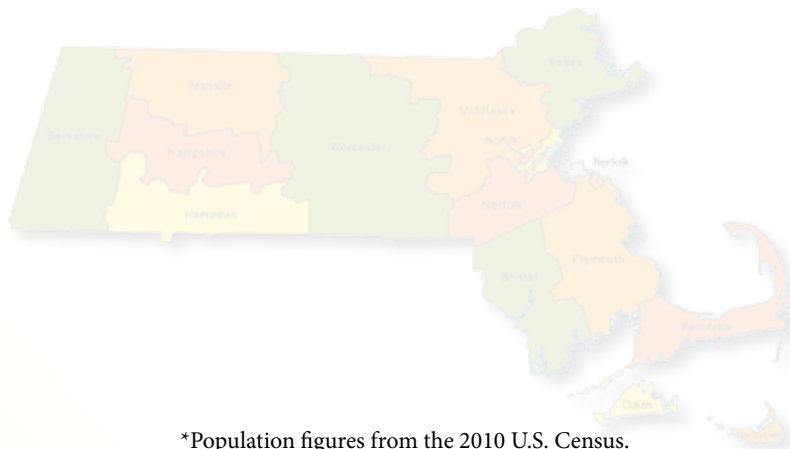
**Recipients of Funds from Organizations (Net Revenues)**



**Total Funds \$21,140,892**

## Summary of BINGO Receipts By County

| COUNTY                   | POPULATION*      | Number of LICENS-EES | Gross BINGO Receipts | Per Capita Spending | 5% Tax           | BINGO Net Profit (Loss) | Charity Games Profit (Loss) | Total Profit (Loss) BINGO & Charity Games |
|--------------------------|------------------|----------------------|----------------------|---------------------|------------------|-------------------------|-----------------------------|---|
| BARNSTABLE               | 215,888          | 8                    | 1,283,584            | 34.75               | 64,180           | 31,687                  | 197,508                     | 229,195                                   |
| BERKSHIRE                | 131,219          | 7                    | 1,046,987            | 33.98               | 52,349           | 38,503                  | 184,254                     | 222,757                                   |
| BRISTOL                  | 548,285          | 15                   | 2,519,984            | 28.91               | 125,999          | 37,148                  | 325,790                     | 362,937                                   |
| DUKES                    | 16,535           | 2                    | 60,884               | 28.92               | 3,044            | 3,608                   | 792                         | 4,400                                     |
| ESSEX                    | 743,159          | 16                   | 3,084,383            | 30.40               | 154,220          | 3,872                   | 408,675                     | 412,547                                   |
| FRANKLIN                 | 71,372           | 2                    | 318,889              | 27.43               | 15,944           | (14,231)                | 27,720                      | 13,489                                    |
| HAMPDEN                  | 463,490          | 23                   | 5,426,440            | 32.93               | 271,323          | 443,862                 | 382,109                     | 825,971                                   |
| HAMPSHIRE                | 158,080          | 4                    | 440,157              | 32.36               | 22,008           | 3,877                   | 13,571                      | 17,449                                    |
| MIDDLESEX                | 1,503,085        | 31                   | 7,064,396            | 32.24               | 353,221          | 195,852                 | 1,188,082                   | 1,383,935                                 |
| NANTUCKET                | 10,172           | 1                    | 0                    | 0.00                | 0                | (1)                     | 0                           | (1)                                       |
| NORFOLK                  | 670,850          | 13                   | 4,620,099            | 36.04               | 231,005          | 331,796                 | 587,842                     | 919,638                                   |
| PLYMOUTH                 | 494,919          | 20                   | 4,094,769            | 33.83               | 204,738          | 114,495                 | 591,405                     | 705,899                                   |
| SUFFOLK                  | 722,023          | 8                    | 1,470,748            | 33.60               | 73,538           | 107,898                 | 220,236                     | 328,133                                   |
| WORCESTER                | 798,552          | 30                   | 5,085,851            | 34.65               | 254,293          | 417,498                 | 325,074                     | 742,572                                   |
| <b>TOTAL BY COUNTIES</b> | <b>6,547,629</b> | <b>180</b>           | <b>36,517,171</b>    | <b>32.97</b>        | <b>1,825,862</b> | <b>1,715,864</b>        | <b>4,453,058</b>            | <b>6,168,923</b>                          |



\*Population figures from the 2010 U.S. Census.

NOTE: THESE FIGURES WERE DERIVED FROM UNAUDITED ANNUAL REPORTS SUBMITTED BY LICENSED BINGO ORGANIZATIONS.

## Summary of BINGO Receipts By City & Town

| City/Town    | Population* | Number Of Licensees | Gross Bingo Receipts | Per Capita Spending | 5% Tax  | Net Bingo Profit (Loss) | Char-ity Games Profit (Loss) | Total Profit From Bingo And Charity Games |
|--------------|-------------|---------------------|----------------------|---------------------|---------|-------------------------|------------------------------|---|
| Abington     | 15,985      | 3                   | 454,869              | 31.61               | 22,744  | 19,941                  | 77,401                       | 97,342                                    |
| Agawam       | 28,438      | 2                   | 193,191              | 29.95               | 9,660   | (1,749)                 | 16,222                       | 14,473                                    |
| Ashland      | 16,593      | 4                   | 863,306              | 36.31               | 43,165  | (96,296)                | 133,480                      | 37,183                                    |
| ATTLEBORO    | 43,593      | 2                   | 321,518              | 29.45               | 16,076  | (13,417)                | 45,437                       | 32,020                                    |
| Auburn       | 16,188      | 1                   | 280,313              | 40.62               | 14,016  | 7,504                   | 23,341                       | 30,845                                    |
| Barnstable   | 45,193      | 1                   | 0                    | 0.00                | 0       | (1)                     | 0                            | (1)                                       |
| Belcher-town | 14,649      | 1                   | 10,513               | 22.46               | 526     | 447                     | 0                            | 447                                       |
| Bellingham   | 16,332      | 1                   | 201,777              | 31.42               | 10,089  | 39,090                  | 23,933                       | 63,023                                    |
| BEVERLY      | 39,502      | 1                   | 141,483              | 23.09               | 7,074   | (21,962)                | 16,805                       | (5,157)                                   |
| Billerica    | 40,243      | 1                   | 299,532              | 23.80               | 14,977  | (11,281)                | 82,602                       | 71,320                                    |
| BOSTON       | 617,594     | 4                   | 653,748              | 31.53               | 32,687  | 22,967                  | 117,169                      | 140,136                                   |
| Bourne       | 19,754      | 1                   | 363,398              | 37.30               | 18,170  | 11,509                  | 55,574                       | 67,083                                    |
| Bridgewater  | 26,563      | 1                   | 33,282               | 35.03               | 1,664   | (8,970)                 | 6,123                        | (2,847)                                   |
| BROCKTON     | 93,810      | 3                   | 1,045,087            | 34.05               | 52,255  | 55,035                  | 137,395                      | 192,430                                   |
| Canton       | 21,561      | 1                   | 38,209               | 31.47               | 1,910   | (1,609)                 | 793                          | (816)                                     |
| Carver       | 11,509      | 1                   | 146,643              | 28.14               | 7,332   | 5,055                   | 14,178                       | 19,233                                    |
| Chelmsford   | 33,802      | 1                   | 169,027              | 24.59               | 8,451   | 4,121                   | 27,715                       | 31,836                                    |
| CHELSEA      | 35,177      | 1                   | 0                    | 0.00                | 0       | 0                       | 0                            | 0   |
| CHICOPEE     | 55,298      | 8                   | 2,792,017            | 33.78               | 139,601 | 285,381                 | 218,030                      | 503,411                                   |
| Clinton      | 13,606      | 1                   | 13,499               | 25.37               | 675     | 66                      | 551                          | 617                                       |
| Dartmouth    | 34,032      | 2                   | 461,977              | 28.86               | 23,099  | (18,428)                | 95,421                       | 76,993                                    |
| Dedham       | 24,729      | 1                   | 336,175              | 33.53               | 16,809  | 12,892                  | 33,714                       | 46,606                                    |
| Dennis       | 14,207      | 1                   | 153,662              | 33.27               | 7,684   | 10,189                  | 22,536                       | 32,725                                    |
| Dudley       | 11,390      | 1                   | 188,958              | 39.30               | 9,448   | 25,727                  | 11,527                       | 37,254                                    |
| Eastham      | 4,956       | 1                   | 156,580              | 33.11               | 7,829   | (10,944)                | 18,379                       | 7,435                                     |
| Edgartown    | 4,067       | 1                   | 24,813               | 29.75               | 1,241   | (623)                   | 600                          | (23)                                      |
| EVERETT      | 41,667      | 2                   | 410,270              | 30.73               | 20,513  | (47,130)                | 93,436                       | 46,306                                    |
| FALL RIVER   | 88,857      | 3                   | 323,491              | 23.39               | 16,175  | 13,104                  | 39,595                       | 52,700                                    |
| FITCHBURG    | 40,318      | 4                   | 545,696              | 29.00               | 27,285  | (21,325)                | 82,547                       | 61,222                                    |
| Franklin     | 31,635      | 1                   | 178,948              | 30.03               | 8,947   | (21,146)                | 37,574                       | 16,428                                    |
| GARDNER      | 20,228      | 4                   | 294,020              | 25.13               | 14,701  | 25,966                  | 43,613                       | 69,579                                    |
| Falmouth     | 31,531      | 1                   | 16,596               | 35.16               | 829     | (2,426)                 | 2,845                        | 419                                       |
| FITCHBURG    | 40,318      | 4                   | 563,572              | 29.47               | 28,179  | (26,069)                | 91,842                       | 65,773                                    |
| Franklin     | 31,635      | 1                   | 182,500              | 30.10               | 9,124   | (17,856)                | 31,375                       | 13,519                                    |
| GARDNER      | 20,228      | 4                   | 489,394              | 26.91               | 24,470  | (18,206)                | 78,198                       | 59,992                                    |

\* These figures were taken from the 2010 U.S. Census.

NOTE: THESE FIGURES WERE DERIVED FROM UNAUDITED ANNUAL REPORTS SUBMITTED BY LICENSED BINGO ORGANIZATIONS

## Summary of BINGO Receipts By City & Town

| City/Town        | Population* | Number Of Licensees | Gross Bingo Receipts | Per Capita Spending | 5% Tax | Net Bingo Profit (Loss) | Char-ity Games Profit (Loss) | Total Profit From Bingo And Charity Games |
|------------------|-------------|---------------------|----------------------|---------------------|--------|-------------------------|------------------------------|---|
| Georgetown       | 8,183       | 1                   | 0                    | 0.00                | 0      | (50)                    | 0                            | (50)                                      |
| GLOUCESTER       | 28,789      | 1                   | 150,680              | 33.46               | 7,534  | 10,402                  | 26,458                       | 36,861                                    |
| Greenfield       | 17,456      | 1                   | 109,676              | 30.33               | 5,484  | (4,528)                 | 9,654                        | 5,126                                     |
| Harwich          | 12,243      | 1                   | 239,989              | 34.59               | 12,000 | 12,479                  | 41,690                       | 54,168                                    |
| HAVERHILL        | 60,879      | 1                   | 113,196              | 26.26               | 5,660  | 3,236                   | 7,337                        | 10,573                                    |
| Hinsdale         | 2,032       | 1                   | 25,410               | 24.69               | 1,270  | (3,023)                 | 2,717                        | (306)                                     |
| Holbrook         | 10,791      | 1                   | 777,122              | 34.18               | 38,856 | 83,456                  | 146,509                      | 229,964                                   |
| HOLYOKE          | 39,880      | 3                   | 831,703              | 33.07               | 41,585 | 39,857                  | 48,474                       | 88,331                                    |
| Hudson           | 19,063      | 1                   | 142,358              | 28.00               | 7,118  | (2,663)                 | 13,213                       | 10,550                                    |
| Hull             | 10,293      | 1                   | 0                    | 0.00                | 0      | (50)                    | 0                            | (50)                                      |
| Kingston         | 12,629      | 2                   | 544,951              | 38.02               | 27,248 | (3,545)                 | 102,062                      | 98,517                                    |
| Lakeville        | 10,602      | 1                   | 183,699              | 30.75               | 9,185  | 18,453                  | 23,155                       | 41,608                                    |
| LAWRENCE         | 76,377      | 2                   | 382,674              | 28.90               | 19,134 | (2,189)                 | 47,016                       | 44,828                                    |
| Lee              | 5,943       | 1                   | 117,602              | 31.29               | 5,880  | 65                      | 24,296                       | 24,362                                    |
| Leicester        | 10,970      | 1                   | 0                    | 0.00                | 0      | 0                       | 0                            | 0   |
| LEOMINSTER       | 40,759      | 2                   | 450,752              | 31.88               | 22,538 | 42,732                  | 2,513                        | 45,245                                    |
| LOWELL           | 106,519     | 2                   | 264,030              | 27.43               | 13,202 | (15,314)                | 34,773                       | 19,459                                    |
| Ludlow           | 21,103      | 3                   | 853,050              | 32.05               | 42,653 | 79,632                  | 54,171                       | 133,802                                   |
| LYNN             | 90,329      | 4                   | 989,432              | 37.96               | 49,472 | 27,508                  | 130,314                      | 157,822                                   |
| Lynnfield        | 11,596      | 1                   | 152,749              | 27.94               | 7,637  | (12,171)                | 22,357                       | 10,186                                    |
| MALDEN           | 59,450      | 4                   | 985,906              | 31.16               | 49,295 | 59,561                  | 186,351                      | 245,912                                   |
| Maynard          | 10,106      | 1                   | 78,371               | 23.55               | 3,919  | 6,776                   | 7,804                        | 14,580                                    |
| Millbury         | 13,261      | 1                   | 28,813               | 30.14               | 1,441  | (49)                    | 606                          | 557                                       |
| Milton           | 27,003      | 1                   | 1,011,380            | 49.31               | 50,569 | 129,726                 | 72,870                       | 202,596                                   |
| Nantucket        | 10,172      | 1                   | 0                    | 0.00                | 0      | (1)                     | 0                            | (1)                                       |
| Natick           | 33,006      | 1                   | 38,764               | 27.34               | 1,939  | (6,843)                 | 4,988                        | (1,855)                                   |
| NEW BEDFORD      | 95,072      | 2                   | 463,802              | 31.43               | 23,190 | (408)                   | 55,230                       | 54,822                                    |
| NEWTON           | 85,146      | 1                   | 118,147              | 33.43               | 5,907  | (3,116)                 | 7,081                        | 3,965                                     |
| NORTH AD-AMS     | 13,708      | 1                   | 171,924              | 29.69               | 8,596  | (13,553)                | 25,380                       | 11,827                                    |
| No. Attleboro    | 28,712      | 1                   | 77,779               | 23.84               | 3,889  | (3,069)                 | 1,504                        | (1,565)                                   |
| NORTHAMP-<br>TON | 28,549      | 2                   | 316,147              | 32.68               | 15,807 | (14,949)                | 8,533                        | (6,416)                                   |
| Northbridge      | 15,707      | 1                   | 101,755              | 27.35               | 5,088  | (10,296)                | 16,883                       | 6,587                                     |
| Norton           | 19,031      | 1                   | 372,251              | 35.44               | 18,613 | 39,393                  | 37,913                       | 77,305                                    |
| Norwood          | 28,602      | 2                   | 530,492              | 34.41               | 26,525 | 12,120                  | 55,666                       | 67,786                                    |
| Orange           | 7,839       | 1                   | 209,213              | 26.12               | 10,461 | (9,703)                 | 18,066                       | 8,363                                     |
| Palmer           | 12,140      | 2                   | 343,806              | 31.40               | 17,190 | 43,841                  | 16,849                       | 60,690                                    |
| PEABODY          | 51,251      | 2                   | 507,431              | 28.59               | 25,372 | (20,064)                | 70,427                       | 50,363                                    |



## Summary of BINGO Receipts By City & Town

| City/Town           | Population*      | Number Of Licenses | Gross Bingo Receipts | Per Capita Spending | 5% Tax           | Net Bingo Profit (Loss) | Charity Games Profit (Loss) | Total Profit From Bingo And Charity Games |
|---------------------|------------------|--------------------|----------------------|---------------------|------------------|-------------------------|-----------------------------|---|
| Pembroke            | 17,837           | 2                  | 737,185              | 34.21               | 36,859           | 48,378                  | 116,490                     | 164,868                                   |
| PITTSFIELD          | 44,737           | 4                  | 732,051              | 36.17               | 36,603           | 55,013                  | 131,861                     | 186,874                                   |
| Provincetown        | 2,942            | 1                  | 13,872               | 24.60               | 694              | 2,828                   | 0                           | 2,828                                     |
| QUINCY              | 92,271           | 2                  | 701,186              | 35.90               | 35,059           | 47,099                  | 111,642                     | 158,741                                   |
| Randolph            | 32,112           | 1                  | 370,233              | 43.09               | 18,512           | 56,413                  | 38,952                      | 95,365                                    |
| REVERE              | 51,755           | 2                  | 799,586              | 35.55               | 39,979           | 92,057                  | 100,403                     | 192,460                                   |
| SALEM               | 41,340           | 2                  | 516,201              | 28.01               | 25,810           | 37,520                  | 54,192                      | 91,712                                    |
| Sandwich            | 20,675           | 1                  | 123,818              | 29.76               | 6,191            | (31,967)                | 32,684                      | 717                                       |
| Saugus              | 26,628           | 1                  | 130,538              | 23.44               | 6,527            | (18,359)                | 33,770                      | 15,410                                    |
| Scituate            | 18,133           | 2                  | 0                    | 0.00                | 0                | 0                       | 0                           | 0   |
| SOMERVILLE          | 75,754           | 4                  | 1,017,526            | 32.14               | 50,876           | 32,254                  | 166,344                     | 198,598                                   |
| Southbridge         | 16,719           | 1                  | 24,830               | 35.02               | 1,242            | (452)                   | 2,628                       | 2,176                                     |
| Southwick           | 9,502            | 1                  | 55,220               | 26.69               | 2,761            | (928)                   | 1,616                       | 688                                       |
| Spencer             | 11,688           | 1                  | 82,697               | 34.60               | 4,135            | (292)                   | 3,108                       | 2,816                                     |
| SPRINGFIELD         | 153,060          | 2                  | 253,605              | 36.63               | 12,680           | (15,511)                | 21,394                      | 5,883                                     |
| Stoneham            | 21,437           | 2                  | 748,190              | 39.44               | 37,410           | 112,996                 | 127,125                     | 240,120                                   |
| TAUNTON             | 55,874           | 3                  | 195,259              | 26.32               | 9,763            | (7,393)                 | 21,716                      | 14,323                                    |
| Tewksbury           | 28,961           | 2                  | 557,127              | 29.53               | 27,857           | (185)                   | 127,776                     | 127,591                                   |
| Tisbury             | 3,949            | 1                  | 36,071               | 28.38               | 1,804            | 4,231                   | 192                         | 4,423                                     |
| WALTHAM             | 60,632           | 1                  | 344,599              | 34.30               | 17,230           | 37,475                  | 66,902                      | 104,377                                   |
| Ware                | 9,872            | 1                  | 113,497              | 32.78               | 5,675            | 18,379                  | 5,039                       | 23,418                                    |
| Wareham             | 21,822           | 1                  | 156,466              | 30.93               | 7,822            | (2,207)                 | 18,008                      | 15,801                                    |
| Watertown           | 31,915           | 3                  | 1,031,160            | 36.34               | 51,558           | 118,307                 | 110,523                     | 228,830                                   |
| West Bridgewater    | 6,916            | 1                  | 341,531              | 35.26               | 17,076           | 47,760                  | 31,378                      | 79,139                                    |
| Westborough         | 18,272           | 1                  | 87,690               | 35.94               | 4,385            | (2,201)                 | 1,903                       | (298)                                     |
| WESTFIELD           | 41,094           | 2                  | 103,849              | 26.04               | 5,192            | 13,338                  | 5,355                       | 18,692                                    |
| Westport            | 15,532           | 1                  | 303,908              | 29.04               | 15,195           | 27,366                  | 29,057                      | 56,423                                    |
| Weymouth            | 53,743           | 2                  | 474,577              | 26.69               | 23,729           | (26,245)                | 66,189                      | 39,944                                    |
| Whitman             | 14,489           | 2                  | 451,057              | 36.19               | 22,553           | (65,354)                | 65,213                      | (141)                                     |
| WOBURN              | 38,120           | 1                  | 0                    | 0.00                | 0                | (1)                     | 0                           | (1)                                       |
| WORCESTER           | 181,045          | 12                 | 3,000,327            | 37.41               | 150,016          | 350,185                 | 136,406                     | 486,591                                   |
| Yarmouth            | 23,793           | 1                  | 232,265              | 37.55               | 11,613           | 37,595                  | 26,646                      | 64,241                                    |
|                     |                  |                    |                      |                     |                  |                         |                             |   |
| <b>GRAND TOTALS</b> | <b>3,899,286</b> | <b>180</b>         | <b>36,517,171</b>    | <b>32.97</b>        | <b>1,825,862</b> | <b>1,715,864</b>        | <b>4,453,058</b>            | <b>6,168,923</b>                          |

\* These figures were taken from the 2010 U.S. Census.

NOTE: THESE FIGURES WERE DERIVED FROM UNAUDITED ANNUAL REPORTS SUBMITTED BY LICENSED BINGO ORGANIZATIONS

## Cities and Towns That Voted In Favor of Bingo But Are Not Playing

| <b>TOWN</b>  | <b>POP.*</b> | <b>TOWN</b>      | <b>POP.*</b> | <b>TOWN</b>           | <b>POP.*</b> |
|--------------|--------------|------------------|--------------|-----------------------|--------------|
| Acushnet     | 10,303       | Colrain          | 1,671        | Hardwick              | 2,990        |
| Adams        | 8,485        | Conway           | 1,897        | Hatfield              | 3,279        |
| Alford       | 494          | Cummington       | 872          | Hawley                | 337          |
| Amesbury     | 16,283       | Dalton           | 6,756        | Heath                 | 706          |
| Amherst      | 37,819       | Danvers          | 26,493       | Hingham               | 22,157       |
| Andover      | 33,201       | Deerfield        | 5,125        | Holden                | 17,346       |
| Arlington    | 42,844       | Dighton          | 7,086        | Holland               | 2,481        |
| Ashburnham   | 6,081        | Douglas          | 8,471        | Holliston             | 13,547       |
| Ashby        | 3,074        | Dracut           | 29,457       | Hopedale              | 5,911        |
| Ashfield     | 1,737        | Duxbury          | 15,059       | Hopkinton             | 14,925       |
| Athol        | 11,584       | East Bridgewater | 13,794       | Hubbardston           | 4,382        |
| Avon         | 4,356        | East Brookfield  | 2,183        | Huntington            | 2,180        |
| Ayer         | 7,427        | East Longmeadow  | 15,720       | Ipswich               | 13,175       |
| Barre        | 5,398        | Easthampton      | 16,053       | Lancaster             | 8,055        |
| Becket       | 1,779        | Easton           | 23,112       | Lanesborough          | 3,091        |
| Bedford      | 13,320       | Egremont         | 1,225        | Lenox                 | 5,025        |
| Belmont      | 24,729       | Erving           | 1,800        | Leverett              | 1,851        |
| Berkley      | 6,411        | Essex            | 3,504        | Lexington             | 31,394       |
| Berlin       | 2,866        | Fairhaven        | 15,873       | Leyden                | 711          |
| Bernardston  | 2,129        | Falmouth         | 31,531       | Littleton             | 8,924        |
| Blackstone   | 9,026        | Florida          | 752          | Lunenburg             | 10,086       |
| Blandford    | 1,233        | Foxborough       | 16,865       | Manchester-by-the-Sea | 5,136        |
| Boxborough   | 4,996        | Framingham       | 68,318       | Mansfield             | 23,184       |
| Boylston     | 4,355        | Freetown         | 8,870        | Marblehead            | 19,808       |
| Braintree    | 35,744       | Gill             | 1,500        | Marion                | 4,907        |
| Brewster     | 9,820        | Goshen           | 1,054        | MARLBOROUGH           | 38,499       |
| Brimfield    | 3,609        | Gosnold          | 75           | Marshfield            | 25,132       |
| Brookfield   | 3,390        | Grafton          | 17,765       | Mashpee               | 14,006       |
| Brookline    | 58,732       | Granby           | 6,240        | Mattapoissett         | 6,045        |
| Buckland     | 1,902        | Granville        | 1,566        | Medfield              | 12,024       |
| Burlington   | 24,498       | Great Barrington | 7,104        | MEDFORD               | 56,173       |
| CAMBRIDGE    | 105,162      | Groton           | 10,646       | Medway                | 12,752       |
| Charlton     | 12,981       | Groveland        | 6,459        | MELROSE               | 26,983       |
| Charlemont   | 1,266        | Hadley           | 5,250        | Mendon                | 5,839        |
| Chatham      | 6,125        | Halifax          | 7,518        | Merrimac              | 6,338        |
| Cheshire     | 3,235        | Hamilton         | 7,764        | Methuen               | 47,255       |
| Chester      | 1,337        | Hampden          | 5,139        | Middleborough         | 23,116       |
| Chesterfield | 1,222        | Hancock          | 717          | Middlefield           | 521          |
| Clarksburg   | 1,702        | Hanover          | 13,879       | Middleton             | 8,987        |
| Cohasset     | 7,542        | Hanson           | 10,209       | Milford               | 27,999       |



## Cities and Towns That Voted in Favor of Bingo But Are Not Playing

| <b>TOWN</b>      | <b>POP.*</b> | <b>TOWN</b>  | <b>POP.*</b> | <b>TOWN</b>      | <b>POP.*</b>     |
|------------------|--------------|--------------|--------------|------------------|------------------|
| Millis           | 7,891        | Rockland     | 17,489       | Walpole          | 24,070           |
| Millville        | 3,190        | Rowe         | 393          | Warren           | 5,135            |
| Monroe           | 121          | Rowley       | 5,856        | Warwick          | 780              |
| Monson           | 8,560        | Royalston    | 1,258        | Washington       | 538              |
| Montague         | 8,437        | Russell      | 1,775        | Wayland          | 12,994           |
| Nahant           | 3,410        | Rutland      | 7,973        | Webster          | 16,767           |
| New Ashford      | 228          | Salisbury    | 8,283        | Wellesley        | 27,982           |
| New Braintree    | 999          | Sandisfield  | 915          | Wellfleet        | 2,750            |
| New Marlborough  | 1,509        | Savoy        | 692          | Wendell          | 848              |
| New Salem        | 990          | Seekonk      | 13,722       | West Boylston    | 7,669            |
| Newbury          | 6,666        | Sharon       | 17,612       | West Brookfield  | 3,701            |
| NEWBURYPORT      | 17,416       | Sheffield    | 3,257        | West Springfield | 28,391           |
| Norfolk          | 11,227       | Shelburne    | 1,893        | West Stockbridge | 1,306            |
| North Andover    | 28,352       | Shirley      | 7,211        | Westford         | 21,951           |
| North Brookfield | 4,680        | Shrewsbury   | 35,608       | Westminster      | 7,277            |
| North Reading    | 14,892       | Shutesbury   | 1,771        | Westwood         | 14,618           |
| Northborough     | 14,155       | Somerset     | 18,165       | Whately          | 1,496            |
| Northfield       | 3,032        | South Hadley | 17,514       | Wilbraham        | 14,219           |
| Norwell          | 10,506       | Southampton  | 5,792        | Williamsburg     | 2,482            |
| Oak Bluffs       | 4,527        | Southborough | 9,767        | Williamstown     | 7,754            |
| Oakham           | 1,902        | Sterling     | 7,808        | Wilmington       | 22,325           |
| Orleans          | 5,890        | Stockbridge  | 1,947        | Winchendon       | 10,300           |
| Otis             | 1,612        | Stoughton    | 26,962       | Winchester       | 21,374           |
| Oxford           | 13,709       | Stow         | 6,590        | Windsor          | 899              |
| Paxton           | 4,806        | Sturbridge   | 9,268        | Winthrop         | 17,497           |
| Pelham           | 1,321        | Sudbury      | 17,659       | Worthington      | 1,156            |
| Pepperell        | 11,497       | Sunderland   | 3,684        | Wrentham         | 10,955           |
| Peru             | 847          | Sutton       | 8,963        |                  |                  |
| Petersham        | 1,234        | Swampscott   | 13,787       |                  |                  |
| Phillipston      | 1,682        | Swansea      | 15,865       |                  |                  |
| Plainfield       | 648          | Templeton    | 8,013        |                  |                  |
| Plainville       | 8,264        | Tolland      | 485          |                  |                  |
| Plymouth         | 56,468       | Townsend     | 8,926        |                  |                  |
| Plympton         | 2,820        | Truro        | 2,003        |                  |                  |
| Princeton        | 3,413        | Tyngsborough | 11,292       |                  |                  |
| Raynham          | 13,383       | Tyringham    | 327          |                  |                  |
| Reading          | 24,747       | Upton        | 7,542        |                  |                  |
| Rehoboth         | 11,608       | Uxbridge     | 13,457       |                  |                  |
| Richmond         | 1,475        | Wakefield    | 24,932       |                  |                  |
| Rochester        | 5,232        | Wales        | 1,838        | <b>TOTAL</b>     | <b>2,479,700</b> |

\*Population figures from the 2010 U.S. Census

## Towns That Voted Against BINGO

| TOWN             | POPULATION     |
|------------------|----------------|
| Acton            | 21,924         |
| Aquinnah         | 311            |
| Bolton           | 4,897          |
| Boxford          | 7,965          |
| Carlisle         | 4,852          |
| Chilmark         | 866            |
| Concord          | 17,668         |
| Dover            | 5,589          |
| Dunstable        | 3,179          |
| Harvard          | 6,520          |
| Lincoln          | 6,362          |
| Longmeadow       | 15,784         |
| Monterey         | 961            |
| Montgomery       | 838            |
| Mount Washington | 167            |
| Needham          | 28,886         |
| Rockport         | 6,952          |
| Sherborn         | 4,119          |
| Topsfield        | 6,085          |
| Wenham           | 4,875          |
| West Newbury     | 4,235          |
| West Tisbury     | 2,740          |
| Westhampton      | 1,607          |
| Weston           | 11,261         |
|                  | <hr/>          |
|                  | <b>168,643</b> |



## Types of Organizations Conducting Bingo

|   |            |
|---|------------|
| Church or Religious   | 79         |
| Fraternal   | 63         |
| Veterans Organization Chartered By Congress of the United States or included in Clause (12) of Section Five of Chapter 40 of the General Laws | 15         |
| Non-Profit Athletic Association   | 10         |
| Other   | 13         |
| <b>TOTAL</b>  | <b>180</b> |

### GAMES BY OCCASION DAY

|              |            |
|--------------|------------|
| Monday       | 22         |
| Tuesday      | 23         |
| Wednesday    | 35         |
| Thursday     | 33         |
| Friday       | 28         |
| Saturday     | 16         |
| Sunday       | 23         |
| <b>TOTAL</b> | <b>180</b> |

*\$7,650 Charitable Games License fees of \$50.00 per annum for 2012  
(All license fees to the Commission, subject to appropriation.)*

## History of Legislative Authority

Bingo (Beano) was legalized in the Commonwealth of Massachusetts on September 29, 1971. Effective September 4, 1973, Chapter 729 of the Acts of 1973 transferred responsibility for control of the operation of Bingo from the Massachusetts Department of Public Safety to the Massachusetts State Lottery Commission. By authority conferred in Section 38 of Chapter 10 of the General Laws, Rules and Regulations controlling Bingo were adopted on March 1, 1974 and amended in October 1974, July 1980, November 1991, March 1994 and October, 2000.

Effective January 1, 1978, Chapter 219 of the Acts of 1977 transferred responsibility for collection of the five percent Bingo and Raffle/Bazaar (Casino Functions) Tax from the Department of Revenue to the Massachusetts State Lottery Commission. By authority conferred in Section 39A of Chapter 10 of the General Laws, Rules and Regulations Controlling Certain Raffle and Bazaar Permits were adopted earlier and amended in December 1980.

## Senior Citizens' Recreational BINGO

Effective March 16, 1984, Chapter 619, Acts of 1983 allowed for the conduct of Recreational Bingo at Senior Citizens' or Golden Age Clubs for the recreation of members. This law requires said organizations apply for an identification number from the Massachusetts State Lottery Commission. During 2012, the Massachusetts State Lottery Commission had on file 907 identification numbers issued for Senior Citizens' Recreational Bingo. Qualified organizations are provided certificates at no cost.

### CHARITABLE GAMING CONTACT INFORMATION

Massachusetts State Lottery at 781-849-5555 (main line); use the following extensions:

Bingo/Charity Games Audits, Financial Reports and

Financial Inquiries Raffles Casino Functions Administration - Extension 5527

Auditing - Extensions 5337, 5334, 5494

Accounting - Extension 5527

Bingo Game Operations, Charity Game Tickets, Senior Citizen Recreational Bingo -  
Extension: 5345

#### Regional Offices:

Woburn (781) 935-2668 (local) Asset Protection Regional Staff

New Bedford (508) 985-9892 (local) Asset Protection Regional Staff

Springfield (413) 781-3880 (local) Asset Protection Regional Staff

Worcester (508) 755-7855 (local) Asset Protection Regional Staff



# Massachusetts State Lottery Contact Information

## **BRAINTREE**

Lottery Headquarters  
60 Columbian Street  
Braintree, MA 02184  
(781) 849-5555

## **SPRINGFIELD**

Lottery District Office  
20 Fort Street  
Springfield, MA 01103  
(413) 781-3880

## **WORCESTER**

Lottery District Office  
151 West Boylston Drive  
Worcester, MA 01606  
(508) 755-7855

## **WOBURN**

Lottery District Office  
11 Cummings Park  
Woburn, MA 01801  
(781) 935-2668

## **NEW BEDFORD**

Lottery District Office  
200 Theodore H. Rice Boulevard  
New Bedford, MA 02740  
(508) 985-9892

