

Return of Votes

For Massachusetts State Election

November 4, 2014



Compiled by
William Francis Galvin
Secretary of the Commonwealth
Elections Division

Certified by the
Governor and Council

SENATOR IN CONGRESS

GOVERNOR AND LIEUTENANT GOVERNOR

ATTORNEY GENERAL

SECRETARY OF STATE

TREASURER AND RECEIVER GENERAL

AUDITOR

REPRESENTATIVES IN CONGRESS

EXECUTIVE COUNCILLORS

SENATORS IN GENERAL COURT

REPRESENTATIVES IN GENERAL COURT

DISTRICT ATTORNEYS

REGISTERS OF PROBATE

SHERIFF - SUFFOLK COUNTY (VACANCY)

EXECUTIVE COMMITTEE FRANKLIN COUNCIL OF GOVERNMENT

STATE-WIDE BALLOT QUESTIONS

PUBLIC POLICY QUESTIONS

The Commonwealth of Massachusetts

EXECUTIVE DEPARTMENT, COUNCIL CHAMBERS

December 3, 2014

His Excellency the Governor and Council, having examined the returns of votes for Senator in Congress, Representatives in Congress, State Officers, and ballot questions given in the several cities and towns in the manner prescribed by the Constitution and Laws of the Commonwealth on the fourth day of November last past, find that the following named persons have received the number of votes set against their names.

SENATOR IN CONGRESS

Edward J. Markey, of Malden (Democratic) has	1,289,944
and appears to be elected.	
Brian J. Herr, of Hopkinton (Republican) has	791,950
Brian R. Muello, of Braintree (Write-in)	6
All others.....	3,072
Blanks	101,817
Total Votes Cast.....	2,186,789

GOVERNOR and LIEUTENANT GOVERNOR

Baker and Polito (Republican) have	1,044,573
and appears to be elected.	
Coakley and Kerrigan (Democratic) have	1,004,408
Falchuk and Jennings (United Independent Party) have.....	71,814
Lively and Saunders (Independent) have.....	19,378
McCormick and Post (Independent) have.....	16,295
All others.....	1,858
Blanks	28,463
Total Votes Cast.....	2,186,789

ATTORNEY GENERAL

Maura Healey, of Boston (Democratic) has	1,280,513
and appears to be elected.	
John B. Miller, of Winchester (Republican) has.....	793,821
All Others.....	2,103
Blanks	110,352
Total Votes Cast.....	2,186,789

SECRETARY OF STATE

William Francis Galvin, of Boston (Democratic) has	1,395,616
and appears to be elected.	
David D’Arcangelo, of Malden (Republican) has	597,491
Daniel L. Factor, of Acton (Green-Rainbow) has.....	74,789
All Others.....	1,421
Blanks	117,472
Total Votes Cast.....	2,186,789

TREASURER and RECEIVER GENERAL

Deborah B. Goldberg, of Brookline (Democratic) has	1,120,192
and appears to be elected.	
Michael James Heffernan, of Wellesley (Republican) has	828,894
Ian T. Jackson, of Arlington (Green-Rainbow)	81,907
All Others.....	1,665
Blanks	154,131
Total Votes Cast.....	2,186,789

AUDITOR

Suzanne M. Bump, of Great Barrington (Democratic) has	1,146,987
and appears to be elected.	
Patricia S. Saint Aubin, of Norfolk (Republican) has.....	757,213
MK Merelice, of Brookline (Green-Rainbow) has	81,430
All Others.....	2,315
Blanks	198,844
Total Votes Cast.....	2,186,789

REPRESENTATIVE IN CONGRESS

FIRST DISTRICT

Richard E. Neal, of Springfield (Democratic) has	167,612
and is duly elected.	
All Others.....	3,498
Blanks	55,965
Total Votes Cast.....	227,075

SECOND DISTRICT

James P. McGovern, of Worcester (Democratic) has	169,640
and is duly elected.	
All Others	3,105
Blanks	63,068
Total Votes Cast.....	235,813

THIRD DISTRICT

Nicola S. Tsongas, of Lowell (Democratic) has	139,104
and is duly elected.	
Roseann L. Ehrhard Wofford, Haverhill (Republican) has	81,638
All Others	204
Blanks	9,843
Total Votes Cast.....	230,789

FOURTH DISTRICT

Joseph P. Kennedy, III, of Brookline (Democratic) has	184,158
and is duly elected.	
All Others	3,940
Blanks	67,199
Total Votes Cast.....	255,297

FIFTH DISTRICT

Katherine M. Clark, of Melrose (Democratic) has	182,100
and is duly elected.	
William F. Wilt, of Woburn (Write-in)	1
All Others	3,159
Blanks	71,226
Total Votes Cast.....	256,486

SIXTH DISTRICT

Seth W. Moulton, of Salem (Democratic) has	149,638
and is duly elected.	
Richard R. Tisei, of Wakefield (Republican) has	111,989
Christopher J. Stockwell, of Marblehead (Independent) has	10,373
All Others	219
Blanks	6,700
Total Votes Cast.....	278,919

SEVENTH DISTRICT

Michael E. Capuano, of Somerville (Democratic) has	142,133
and is duly elected.	
All Others	2,413
Blanks	31,531
Total Votes Cast.....	176,077

EIGHTH DISTRICT

Stephen F. Lynch, of Boston (Democratic) has	200,644
and is duly elected.	
All Others	2,707
Blanks	58,430
Total Votes Cast.....	261,781

NINTH DISTRICT

William Richard Keating, of Bourne (Democratic) has	140,413
and is duly elected.	
John C. Chapman, of Chatham (Republican) has	114,971
All Others	157
Blanks	9,011
Total Votes Cast.....	264,552

EXECUTIVE COUNCILLORS

FIRST DISTRICT

Joseph C. Ferreira, of Somerset (Democratic) has	182,129
and appears to be elected.	
All Others	2,037
Blanks	95,430
Total Votes Cast.....	279,596

SECOND DISTRICT

Robert L. Jubinville, of Milton (Democratic) has.....	188,046
and appears to be elected.	
All Others	2,631
Blanks	105,098
Total Votes Cast.....	295,775

THIRD DISTRICT

Marilyn M. Petitto Devaney, of Watertown (Democratic) has.....	160,994
and appears to be elected.	
Thomas Sheff, of Newton (Independent) has	85,401
All Others.....	553
Blanks	48,524
Total Votes Cast.....	295,472

FOURTH DISTRICT

Christopher A. Iannella, Jr., of Boston (Democratic) has.....	150,725
and appears to be elected.	
Joseph M. Crosby, of Abington (Independent) has	54,139
Joe Ureneck, of Boston (Working Families) has	13,865
All Others.....	549
Blanks	38,287
Total Votes Cast.....	257,565

FIFTH DISTRICT

Eileen R. Duff, of Gloucester (Democratic) has.....	141,584
and appears to be elected.	
Maura L. Ryan-Ciardiello, of Haverhill (Republican) has	115,690
All Others.....	264
Blanks	29,710
Total Votes Cast.....	287,248

SIXTH DISTRICT

Terrence W. Kennedy, of Lynnfield (Democratic) has	159,864
and appears to be elected.	
Vincent Lawrence Dixon, of Winchester (Republican) has	65,025
All Others.....	1,045
Blanks	32,098
Total Votes Cast.....	258,032

SEVENTH DISTRICT

Jennie L. Caissie, of Oxford (Republican) has	175,400
and appears to be elected.	
All Others.....	2,475
Blanks	87,105
Total Votes Cast.....	264,980

EIGHTH DISTRICT

Michael J. Albano, of Longmeadow (Democratic) has	173,421
and appears to be elected.	
All Others	2,993
Blanks	71,710
Total Votes Cast.....	248,124

SENATOR IN GENERAL COURT

BERKSHIRE, HAMPSHIRE, FRANKLIN & HAMPDEN DISTRICT

Benjamin Downing, of Pittsfield (Democratic) has.....	40,795
and appears to be elected.	
All Others	154
Blanks	10,233
Total Votes Cast.....	51,182

BRISTOL & NORFOLK DISTRICT

James E. Timilty, of Walpole (Democratic) has.....	38,762
and appears to be elected.	
All Others	351
Blanks	17,826
Total Votes Cast.....	56,939

FIRST BRISTOL & PLYMOUTH DISTRICT

Michael J. Rodrigues, of Westport (Democratic) has.....	26,022
and appears to be elected.	
Derek A. Maksy, of Lakeville (Republican) has	13,787
All Others	23
Blanks	3,103
Total Votes Cast.....	42,935

SECOND BRISTOL & PLYMOUTH DISTRICT

Mark C. Montigny, of New Bedford (Democratic) has.....	28,945
and appears to be elected.	
All Others	373
Blanks	9,440
Total Votes Cast.....	38,758

CAPE & ISLANDS DISTRICT

Daniel A. Wolf, of Harwich (Democratic) has	46,960
and appears to be elected.	
Ronald R. Beaty, Jr., of Barnstable (Republican) has	27,902
Allen R. Waters, of Mashpee (Write-in) has	360
All Others.....	75
Blanks	3,279
Total Votes Cast.....	78,576

FIRST ESSEX DISTRICT

Kathleen A. O'Connor Ives, of Newburyport (Democratic) has	30,107
and appears to be elected.	
Shaun P. Toohey, of Haverhill (Republican) has	25,830
All Others.....	33
Blanks	2,459
Total Votes Cast.....	58,429

SECOND ESSEX DISTRICT

Joan B. Lovely, of Salem (Democratic) has	44,386
and appears to be elected.	
All Others.....	548
Blanks	16,155
Total Votes Cast.....	61,089

THIRD ESSEX DISTRICT

Thomas M. McGee, of Lynn (Democratic) has	39,528
and appears to be elected.	
All Others.....	449
Blanks	14,690
Total Votes Cast.....	54,667

FIRST ESSEX & MIDDLESEX DISTRICT

Bruce E. Tarr, of Gloucester (Republican) has	57,641
and appears to be elected.	
All Others.....	371
Blanks	14,580
Total Votes Cast.....	72,592

SECOND ESSEX & MIDDLESEX DISTRICT

Barbara A. L’Italien, of Andover (Democratic) has	24,559
and appears to be elected.	
Alex J. Vispoli, of Andover (Republican) has	21,529
All Others	64
Blanks	3,405
Total Votes Cast.....	49,557

HAMPDEN DISTRICT

James T. Welch, of West Springfield (Democratic) has	25,271
and appears to be elected.	
All Others	523
Blanks	8,002
Total Votes Cast.....	33,796

FIRST HAMPDEN & HAMPSHIRE DISTRICT

Debra A. Boronski, of East Longmeadow (Republican) has	24,964
Eric Philip Lesser, of Longmeadow (Democratic) has	28,153
and appears to be elected.	
Mike Franco, of Holyoke (America First) has	2,705
All Others	85
Blanks	2,637
Total Votes Cast.....	58,544

SECOND HAMPDEN & HAMPSHIRE DISTRICT

Donald F. Humason, Jr., of Westfield (Republican) has	27,817
and appears to be elected.	
Patrick T. Leahy, of Holyoke (Democratic) has	21,275
All Others	32
Blanks	2,059
Total Votes Cast.....	51,183

HAMPSHIRE, FRANKLIN & WORCESTER DISTRICT

Stanley C. Rosenberg, of Amherst (Democratic) has	44,012
and appears to be elected.	
All Others	388
Blanks	9,019
Total Votes Cast.....	53,419

FIRST MIDDLESEX DISTRICT

Eileen M. Donoghue, of Lowell (Democratic) has	32,835
and appears to be elected.	
All Others	659
Blanks	12,087
Total Votes Cast.....	45,581

SECOND MIDDLESEX DISTRICT

Patricia D. Jehlen, of Somerville (Democratic) has	41,685
and appears to be elected.	
Robert L. Cappucci, Jr., of Medford (Republican) has.....	13,406
All Others	123
Blanks	4,499
Total Votes Cast.....	59,713

THIRD MIDDLESEX DISTRICT

Michael J. Barrett, of Lexington (Democratic) has	34,750
and appears to be elected.	
Sandi Martinez, of Chelmsford (Republican) has.....	23,911
All Others	40
Blanks	4,980
Total Votes Cast.....	63,681

FOURTH MIDDLESEX DISTRICT

Kenneth J. Donnelly, of Arlington, (Democratic) has	45,974
and appears to be elected.	
All Others	493
Blanks	19,867
Total Votes Cast.....	66,334

FIFTH MIDDLESEX DISTRICT

Jason M. Lewis, of Winchester (Democratic) has	32,143
and appears to be elected.	
Monica C. Medeiros, of Melrose (Republican) has.....	24,406
All Others	59
Blanks	4,800
Total Votes Cast.....	61,408

FIRST MIDDLESEX & NORFOLK DISTRICT

Cynthia Stone Creem, of Newton (Democratic) has	43,655
and appears to be elected.	
All Others	510
Blanks	15,516
Total Votes Cast.....	59,681

SECOND MIDDLESEX & NORFOLK DISTRICT

Karen E. Spilka, of Ashland (Democratic) has.....	38,191
and appears to be elected.	
All Others	676
Blanks	15,889
Total Votes Cast.....	54,756

MIDDLESEX & SUFFOLK DISTRICT

Sal N. DiDomenico, of Everett (Democratic) has	31,575
and appears to be elected.	
All Other	381
Blanks	8,584
Total Votes Cast.....	40,540

MIDDLESEX & WORCESTER DISTRICT

James B. Eldridge, of Acton (Democratic) has.....	45,379
and appears to be elected.	
All Others	622
Blanks	18,099
Total Votes Cast.....	64,100

NORFOLK, BRISTOL & MIDDLESEX DISTRICT

Richard J. Ross, of Wrentham (Republican) has	34,952
and appears to be elected.	
Dylan Hayre, of Natick (Democratic) has	22,267
All Others	52
Blanks	4,723
Total Votes Cast.....	61,994

NORFOLK, BRISTOL & PLYMOUTH DISTRICT

Brian A. Joyce, of Milton (Democratic) has.....	41,348
and appears to be elected.	
All Others.....	468
Blanks	17,171
Total Votes Cast.....	58,987

NORFOLK & PLYMOUTH DISTRICT

John F. Keenan, of Quincy (Democratic) has.....	32,679
and appears to be elected.	
Leslie C. Gosule, of Quincy (Republican) has	16,786
All Others.....	72
Blanks	3,569
Total Votes Cast.....	53,106

NORFOLK & SUFFOLK DISTRICT

Michael F. Rush, of Boston (Democratic) has.....	42,954
and appears to be elected.	
All Others.....	586
Blanks	19,559
Total Votes Cast.....	63,099

PLYMOUTH & BARNSTABLE DISTRICT

Vinny M. deMacedo, of Plymouth (Republican) has	38,250
and appears to be elected.	
Matthew C. Patrick, of Falmouth (Democratic) has	22,053
Heather M. Mullins, of Bourne (Libertarian) has	2,272
All Others.....	12
Blanks	2,380
Total Votes Cast.....	64,967

FIRST PLYMOUTH & BRISTOL DISTRICT

Marc R. Pacheco, of Taunton (Democratic) has.....	31,538
and appears to be elected.	
David A Rosa, of Dighton (Republican) has	20,174
All Others.....	56
Blanks	2,592
Total Votes Cast.....	54,360

SECOND PLYMOUTH & BRISTOL DISTRICT

Thomas P. Kennedy, of Brockton (Democratic) has	29,522
and appears to be elected.	
Viola A. Ryerson, of Hanover (Republican) has	14,883
All Others.....	22
Blanks	3,046
Total Votes Cast.....	47,473

PLYMOUTH & NORFOLK DISTRICT

Robert L. Hedlund, Jr., of Weymouth (Republican) has	55,294
and appears to be elected.	
All Others.....	525
Blanks	14,575
Total Votes Cast.....	70,394

FIRST SUFFOLK DISTRICT

Linda Dorcena Forry, of Boston (Democratic) has	32,298
and appears to be elected.	
Robert E. Powers, Jr., of Boston (Independent) has	6,119
All Others.....	152
Blanks	5,783
Total Votes Cast.....	44,352

SECOND SUFFOLK DISTRICT

Sonia Rosa Chang-Díaz, of Boston (Democratic) has.....	33,742
and appears to be elected.	
David James Wyatt, of Boston (Republican) has	3,733
All Others.....	114
Blanks	4,648
Total Votes Cast.....	42,237

FIRST SUFFOLK & MIDDLESEX DISTRICT

Anthony W. Petrucci, of Boston (Democratic) has	30,523
and appears to be elected.	
All Others.....	579
Blanks	10,602
Total Votes Cast.....	41,704

SECOND SUFFOLK & MIDDLESEX DISTRICT

William N. Brownsberger, of Belmont (Democratic) has	30,514
and appears to be elected.	
All Others	566
Blanks	10,596
Total Votes Cast.....	41,676

FIRST WORCESTER DISTRICT

Harriette L. Chandler, of Worcester (Democratic) has.....	27,576
and appears to be elected.	
Paul J. Franco, of Worcester (Republican) has.....	18,179
All Others	71
Blanks	2,441
Total Votes Cast.....	48,267

SECOND WORCESTER DISTRICT

Michael O. Moore, of Millbury (Democratic) has.....	37,909
and appears to be elected.	
All Others	442
Blanks	15,515
Total Votes Cast.....	53,866

WORCESTER, HAMPDEN, HAMPSHIRE & MIDDLESEX DISTRICT

Anne M. Gobi, of Spencer (Democratic) has	27,847
and appears to be elected.	
Michael J. Valanzola, of Wales (Republican) has	27,449
All Others	39
Blanks	2,131
Total Votes Cast.....	57,466

WORCESTER & MIDDLESEX DISTRICT

Jennifer L. Flanagan, of Leominster (Democratic) has	29,133
and appears to be elected.	
Richard M. Bastien, of Fitchburg (Republican) has	19,074
All Others	27
Blanks	2,333
Total Votes Cast.....	50,567

WORCESTER & NORFOLK DISTRICT

Richard T. Moore, of Uxbridge (Democratic) has.....	23,662
Ryan C. Fattman, of Webster (Republican) has	29,774
and appears to be elected.	
All Others.....	37
Blanks	1,341
Total Votes Cast.....	54,814

REPRESENTATIVE IN GENERAL COURT

FIRST BARNSTABLE DISTRICT

Timothy R. Whelan, of Brewster (Republican) has.....	10,170
and appears to be elected.	
Elisa Beth Zawadzkas, of Dennis (Democratic)	9,389
All Others.....	4
Blanks	573
Total Votes Cast.....	20,136

SECOND BARNSTABLE DISTRICT

Brian R. Mannal, of Barnstable (Democratic) has.....	7,801
and appears to be elected.	
Adam G. Chaprales, of Barnstable (Republican) has	7,594
All Others.....	9
Blanks	530
Total Votes Cast.....	15,934

THIRD BARNSTABLE DISTRICT

David T. Vieira, of Falmouth (Republican) has	12,681
and appears to be elected.	
All Others.....	111
Blanks	4,712
Total Votes Cast.....	17,504

FOURTH BARNSTABLE DISTRICT

Sarah K. Peake, of Provincetown (Democratic) has.....	16,292
and appears to be elected.	
All Others.....	153
Blanks	5,549
Total Votes Cast.....	21,994

FIFTH BARNSTABLE DISTRICT

Randy Hunt, of Sandwich (Republican) has.....	10,309
and appears to be elected.	
Matthew M. Terry, of Sandwich (Democratic) has	6,123
All Others.....	8
Blanks	571
Total Votes Cast.....	17,011

BARNSTABLE, DUKES & NANTUCKET DISTRICT

Timothy R. Madden, of Nantucket (Democratic) has.....	13,452
and appears to be elected.	
All Others.....	100
Blanks	4,617
Total Votes Cast.....	18,169

FIRST BERKSHIRE DISTRICT

Gailanne M. Cariddi, of North Adams (Democratic) has.....	9,251
and appears to be elected.	
All Others.....	31
Blanks	1,966
Total Votes Cast.....	11,248

SECOND BERKSHIRE DISTRICT

Paul W. Mark, of Peru (Democratic) has.....	10,816
and appears to be elected.	
All Others.....	32
Blanks	3,182
Total Votes Cast.....	14,030

THIRD BERKSHIRE DISTRICT

Tricia Farley-Bouvier, of Pittsfield (Democratic) has	8,079
and appears to be elected.	
All Others.....	52
Blanks	2,594
Total Votes Cast.....	10,725

FOURTH BERKSHIRE DISTRICT

William “Smitty” Pignatelli, of Lee (Democratic) has	12,408
and appears to be elected.	
All Others	128
Blanks	2,573
Total Votes Cast.....	15,109

FIRST BRISTOL DISTRICT

Fred “Jay” Barrows, of Mansfield (Republican) has	10,843
and appears to be elected.	
All Others	24
Blanks	3,879
Total Votes Cast.....	14,746

SECOND BRISTOL DISTRICT

Paul R. Heroux, of Attleboro (Democratic) has	6,621
and appears to be elected.	
Bert J. Buckley, of Attleboro (Republican) has	4,211
All Others	33
Blanks	245
Total Votes Cast.....	11,110

THIRD BRISTOL DISTRICT

Shaunna L. O’Connell, of Taunton (Republican) has	6,824
and appears to be elected.	
Keavin P. Duffy, Jr., of Taunton.....	4,300
All Others	9
Blanks	504
Total Votes Cast.....	11,637

FOURTH BRISTOL DISTRICT

Steven S. Howitt, of Seekonk (Republican) has	9,424
and appears to be elected.	
All Others	105
Blanks	3,065
Total Votes Cast.....	12,594

FIFTH BRISTOL DISTRICT

Patricia A. Haddad, of Somerset (Democratic) has	9,447
and appears to be elected.	
All Others	106
Blanks	3,274
Total Votes Cast.....	12,827

SIXTH BRISTOL DISTRICT

Carole A. Fiola, of Fall River (Democratic) has.....	5,369
and appears to be elected.	
David L. Steinhof, of Fall River (Republican) has	3,671
All Others	4
Blanks	518
Total Votes Cast.....	9,562

SEVENTH BRISTOL DISTRICT

Alan Silvia, of Fall River (Democratic) has	5,151
and appears to be elected.	
All Others	32
Blanks	1,316
Total Votes Cast.....	6,499

EIGHTH BRISTOL DISTRICT

Paul A. Schmid, III, of Westport (Democratic) has.....	8,334
and appears to be elected.	
All Others	62
Blanks	3,260
Total Votes Cast.....	11,656

NINTH BRISTOL DISTRICT

Christopher Markey, of Dartmouth (Democratic) has	6,977
and appears to be elected.	
Patrick J.T. Curran, of Dartmouth (Republican) has	3,472
All Others	12
Blanks	644
Total Votes Cast.....	11,105

TENTH BRISTOL DISTRICT

William M. Straus, of Mattapoisett (Democratic) has	8,668
and appears to be elected.	
Abilio Bill Soares, of Fairhaven (Republican) has	4,557
All Others	9
Blanks	685
Total Votes Cast.....	13,919

ELEVENTH BRISTOL DISTRICT

Robert M. Koczera, of New Bedford (Democratic) has	6,233
and appears to be elected.	
All Others	78
Blanks	1,902
Total Votes Cast.....	8,213

TWELFTH BRISTOL DISTRICT

Keiko M. Orrall, of Lakeville (Republican) has	10,100
and appears to be elected.	
All Others	97
Blanks	2,844
Total Votes Cast.....	13,041

THIRTEENTH BRISTOL DISTRICT

Antonio F.D. Cabral, of New Bedford (Democratic) has	6,270
and appears to be elected.	
All Others	90
Blanks	1,678
Total Votes Cast.....	8,038

FOURTEENTH BRISTOL DISTRICT

Elizabeth A. Poirier, of North Attleborough (Republican) has	10,494
and appears to be elected.	
All Others	67
Blanks	2,565
Total Votes Cast.....	13,126

FIRST ESSEX DISTRICT*

Edward C. Cameron, of Newburyport (Democratic) has	6,968
James M. Kelcourse, of Amesbury (Republican) has	6,978
and appears to be elected.	
Ari B. Herzog, of Newburyport (Independent) has	1,628
Steven J. Stanganelli, of Amesbury (Independent) has	791
Joseph L. "Rama" Valianti of Newburyport (Independent) has	231
All Others	2
Blanks	670
Total Votes Cast.....	17,268

**Re-certified by the Governor and Council on December 10, 2014. See Addendum for amended numbers.*

SECOND ESSEX DISTRICT

Leonard Mirra, of West Newbury (Republican) has	14,083
and appears to be elected.	
All Others	118
Blanks	5,094
Total Votes Cast.....	19,295

THIRD ESSEX DISTRICT

Brian S. Dempsey, of Haverhill (Democratic) has	8,901
and appears to be elected.	
All Others	203
Blanks	2,487
Total Votes Cast.....	11,591

FOURTH ESSEX DISTRICT

Bradford R. Hill, of Ipswich (Republican) has	15,936
and appears to be elected.	
All Others	73
Blanks	3,702
Total Votes Cast.....	19,711

FIFTH ESSEX DISTRICT

Ann-Margaret Ferrante, of Gloucester (Democratic) has	9,439
and appears to be elected.	
Michael B. Boucher, of Rockport (Republican) has	6,554
All Others	37
Blanks	495
Total Votes Cast.....	16,525

SIXTH ESSEX DISTRICT

Jerald A. Parisella, of Beverly (Democratic) has.....	9,912
and appears to be elected.	
Euplio R. Marciano, of Beverly (Libertarian) has	3,458
All Others.....	1
Blanks	1,423
Total Votes Cast.....	14,794

SEVENTH ESSEX DISTRICT

Paul F. Tucker, of Salem (Democratic) has	10,187
and appears to be elected.	
Daniel J. Morris, of Salem (Libertarian) has	1,936
All Others.....	22
Blanks	1,284
Total Votes Cast.....	13,429

EIGHTH ESSEX DISTRICT

Lori A. Ehrlich, of Marblehead (Democratic) has.....	12,906
and appears to be elected.	
All Others.....	105
Blanks	5,061
Total Votes Cast.....	18,072

NINTH ESSEX DISTRICT

Donald H. Wong, of Saugus (Republican) has	9,721
and appears to be elected	
Christopher J. Finn, of Saugus (Democratic) has	6,331
All Others.....	18
Blanks	1,057
Total Votes Cast.....	17,127

TENTH ESSEX DISTRICT

Robert F. Fennell, of Lynn (Democratic) has	7,090
and appears to be elected.	
All Others.....	137
Blanks	1,590
Total Votes Cast.....	8,817

ELEVENTH ESSEX DISTRICT

Brendan P. Crighton, of Lynn (Democratic) has	7,368
and appears to be elected.	
All Others.....	142
Blanks	1,860
Total Votes Cast.....	9,370

TWELFTH ESSEX DISTRICT

Leah Cole, of Peabody (Republican) has.....	7,265
and appears to be elected.	
Beverley A. Griffin Dunne, of Peabody (Democratic) has.....	6,830
All Others.....	5
Blanks	561
Total Votes Cast.....	14,661

THIRTEENTH ESSEX DISTRICT

Theodore C. Speliotis, of Danvers (Democratic) has	8,459
and appears to be elected.	
Thomas J. Lyons, of Peabody (Republican) has.....	7,673
All Others.....	9
Blanks	606
Total Votes Cast.....	16,747

FOURTEENTH ESSEX DISTRICT

Diana DiZoglio, of Methuen (Democratic) has	6,732
and appears to be elected.	
Rosemary Connelly Smedile, of North Andover (Republican) has.....	5,530
All Others.....	28
Blanks	460
Total Votes Cast.....	12,750

FIFTEENTH ESSEX DISTRICT

Linda Dean Campbell, of Methuen (Democratic) has	7,716
and appears to be elected.	
Al DiNuccio, of Methuen (Republican) has	5,734
All Others.....	8
Blanks	698
Total Votes Cast.....	14,156

SIXTEENTH ESSEX DISTRICT

Marcos A. Devers, of Lawrence (Democratic) has	3,667
and appears to be elected.	
Roger Twomey, of Lawrence (Republican) has	913
William Lantigua, of Lawrence (Non-Party Unenrolled Candidate) has ...	3,221
All Others	16
Blanks	171
Total Votes Cast.....	7,988

SEVENTEENTH ESSEX DISTRICT

Frank A. Moran, of Lawrence (Democratic) has	6,819
and appears to be elected.	
All Others	175
Blanks	2,456
Total Votes Cast.....	9,450

EIGHTEENTH ESSEX DISTRICT

James J. Lyons, Jr., of Andover (Republican) has	12,584
and appears to be elected.	
All Others	119
Blanks	4,587
Total Votes Cast.....	17,290

FIRST FRANKLIN DISTRICT

Stephen Kulik, of Worthington (Democratic) has	11,987
and appears to be elected.	
Dylan E. Korpita, of Deerfield (Republican) has	5,146
All Others	10
Blanks	514
Total Votes Cast.....	17,657

SECOND FRANKLIN DISTRICT

Denise Andrews, of Orange (Democratic) has	6,105
Susannah M. Whipps Lee, of Athol (Republican) has.....	7,350
and appears to be elected.	
All Others	38
Blanks	512
Total Votes Cast.....	14,005

FIRST HAMPDEN DISTRICT

Todd M. Smola, of Warren (Republican) has	11,528
and appears to be elected.	
All Others	79
Blanks	3,034
Total Votes Cast.....	14,641

SECOND HAMPDEN DISTRICT

Brian M. Ashe, of Longmeadow (Democratic) has	12,104
and appears to be elected.	
All Others	207
Blanks	5,052
Total Votes Cast.....	17,363

THIRD HAMPDEN DISTRICT

Nicholas A. Boldyga, of Southwick (Republican) has	9,401
and appears to be elected.	
Samuel Salvatore DiSanti, Jr., of Agawam (Democratic) has	4,448
All Others	14
Blanks	730
Total Votes Cast.....	14,593

FOURTH HAMPDEN DISTRICT

John C. Velis, of Westfield (Democratic) has	7,327
and appears to be elected.	
Dan Allie, of Westfield (Republican) has	5,111
All Others	4
Blanks	372
Total Votes Cast.....	12,814

FIFTH HAMPDEN DISTRICT

Aaron Vega, of Holyoke (Democratic) has	7,902
and appears to be elected.	
Jerome T. Hobert, of Holyoke (Write-in) has	147
All Others	26
Blanks	2,410
Total Votes Cast.....	10,485

SIXTH HAMPDEN DISTRICT

Michael J. Finn, of West Springfield (Democratic) has	6,113
and appears to be elected.	
Nathan A. Bech, of West Springfield (Republican) has	4,634
All Others	12
Blanks	524
Total Votes Cast.....	11,283

SEVENTH HAMPDEN DISTRICT

Thomas M. Petrolati, of Ludlow (Democratic) has	9,462
and appears to be elected.	
All Others	203
Blanks	3,826
Total Votes Cast.....	13,491

EIGHTH HAMPDEN DISTRICT

Joseph F. Wagner, of Chicopee (Democratic)	9,284
and appears to be elected.	
All Others	195
Blanks	2,194
Total Votes Cast.....	11,673

NINTH HAMPDEN DISTRICT

Jose F. Tosado, of Springfield (Democratic) has.....	7,396
and appears to be elected.	
Robert J. Underwood, of Springfield (Unenrolled) has.....	2,011
All Others	57
Blanks	1,267
Total Votes Cast.....	10,731

TENTH HAMPDEN DISTRICT

Carlos Gonzalez, of Springfield (Democratic) has	5,313
and appears to be elected.	
All Others	121
Blanks	1,321
Total Votes Cast.....	6,755

ELEVENTH HAMPDEN DISTRICT

Benjamin Swan, of Springfield (Democratic) has	6,325
and appears to be elected.	
All Others	226
Blanks	1,827
Total Votes Cast.....	8,378

TWELFTH HAMPDEN DISTRICT

Angelo J. Puppolo, Jr., of Springfield (Democratic) has	9,299
and appears to be elected.	
Bob Russell, of Wilbraham (Republican) has.....	4,955
All Others	128
Blanks	626
Total Votes Cast.....	15,008

FIRST HAMPSHIRE DISTRICT

Peter V. Kocot, of Northampton (Democratic) has	13,937
and appears to be elected.	
All Others	68
Blanks	3,155
Total Votes Cast.....	17,160

SECOND HAMPSHIRE DISTRICT

John W. Scibak, of South Hadley (Democratic) has	12,249
and appears to be elected.	
All Others	115
Blanks	3,735
Total Votes Cast.....	16,099

THIRD HAMPSHIRE DISTRICT

Ellen Story, of Amherst (Democratic) has.....	8,125
and appears to be elected.	
Kenneth J. Roberts, Jr., of Granby (Libertarian) has	1,092
All Others	21
Blanks	727
Total Votes Cast.....	9,965

FIRST MIDDLESEX DISTRICT

Sheila C. Harrington, of Groton (Republican) has	9,958
and appears to be elected.	
Gene A. Rauhala, of Townsend (Democratic) has	5,530
All Others.....	9
Blanks	839
Total Votes Cast.....	16,336

SECOND MIDDLESEX DISTRICT

James Arciero, of Westford (Democratic) has.....	9,263
and appears to be elected.	
Dennis J. Galvin, of Westford (Republican) has	7,785
Arleen M. Martino, of Littleton (Unenrolled) has	502
All Others.....	6
Blanks	890
Total Votes Cast.....	18,446

THIRD MIDDLESEX DISTRICT

Kate Hogan, of Stow (Democratic) has	9,847
and appears to be elected.	
Paddy Dolan, of Maynard (Republican) has.....	6,495
All Others.....	9
Blanks	641
Total Votes Cast.....	16,992

FOURTH MIDDLESEX DISTRICT

Danielle W. Gregoire, of Marlborough (Democratic) has	6,392
and appears to be elected.	
Matthew H. Elder, of Marlborough (Republican) has	5,462
Kristine E. Coffey-Donahue, of Westborough (Independent) has.....	955
All Others.....	6
Blanks	664
Total Votes Cast.....	13,479

FIFTH MIDDLESEX DISTRICT

David Paul Linsky, of Natick (Democratic) has.....	10,699
and appears to be elected.	
Douglas A. Grindle, of Natick (Republican) has	6,401
All Others.....	13
Blanks	944
Total Votes Cast.....	18,057

SIXTH MIDDLESEX DISTRICT

Chris Walsh, of Framingham (Democratic) has	9,763
and appears to be elected.	
Michael John Coombes of Framingham (Liberty) has	1,909
All Others.....	36
Blanks	2,093
Total Votes Cast.....	13,801

SEVENTH MIDDLESEX DISTRICT

Tom Sannicandro, of Ashland (Democratic) has.....	7,188
and appears to be elected.	
All Others.....	85
Blanks	2,409
Total Votes Cast.....	9,682

EIGHTH MIDDLESEX DISTRICT

Carolyn C. Dykema, of Holliston (Democratic) has.....	9,621
and appears to be elected.	
Patricia M. Vanaria, of Hopkinton (Republican) has	7,328
All Others.....	8
Blanks	677
Total Votes Cast.....	17,634

NINTH MIDDLESEX DISTRICT

Thomas M. Stanley, of Waltham (Democratic) has	9,293
and appears to be elected.	
Sharon K. Antia, of Lincoln (Independent) has	3,697
All Others.....	19
Blanks	1,343
Total Votes Cast.....	14,352

TENTH MIDDLESEX DISTRICT

John J. Lawn, Jr., of Watertown (Democratic) has.....	7,402
and appears to be elected.	
All Others.....	134
Blanks	2,479
Total Votes Cast.....	10,015

ELEVENTH MIDDLESEX DISTRICT

Kay S. Khan, of Newton (Democratic) has	11,652
and appears to be elected.	
All Others	163
Blanks	3,955
Total Votes Cast.....	15,770

TWELFTH MIDDLESEX DISTRICT

Ruth B. Balsler, of Newton (Democratic) has	11,552
and appears to be elected.	
All Others	175
Blanks	3,744
Total Votes Cast.....	15,471

THIRTEENTH MIDDLESEX DISTRICT

Carmin Lawrence Gentile, of Sudbury (Democratic) has.....	10,977
and appears to be elected.	
All Others.....	162
Blanks	5,532
Total Votes Cast.....	16,671

FOURTEENTH MIDDLESEX DISTRICT

Cory Atkins, of Concord (Democratic) has	12,080
and appears to be elected.	
Kenneth William Van Tassell, of Chelmsford (Libertarian) has	3,973
All Others.....	27
Blanks	1,963
Total Votes Cast.....	18,043

FIFTEENTH MIDDLESEX DISTRICT

Jay R. Kaufman, of Lexington (Democratic) has	12,625
and appears to be elected.	
All Others	110
Blanks	4,908
Total Votes Cast.....	17,643

SIXTEENTH MIDDLESEX DISTRICT

Thomas A. Golden, Jr., of Lowell (Democratic) has	8,235
and appears to be elected.	
All Others	174
Blanks	2,426
Total Votes Cast.....	10,835

SEVENTEENTH MIDDLESEX DISTRICT

David M. Nangle, of Lowell (Democratic) has	7,226
and appears to be elected.	
All Others	263
Blanks	2,186
Total Votes Cast.....	9,675

EIGHTEENTH MIDDLESEX DISTRICT

Rady Mom, of Lowell (Democratic) has	3,867
and appears to be elected.	
Fred W. Bahou, of Lowell (Unenrolled) has	2,398
All Others	20
Blanks	355
Total Votes Cast.....	6,640

NINETEENTH MIDDLESEX DISTRICT

James R. Miceli, of Wilmington (Democratic) has	10,781
and appears to be elected.	
Douglas W. Sears, of Tewksbury (Republican) has	4,553
All Others	36
Blanks	633
Total Votes Cast.....	16,003

TWENTIETH MIDDLESEX DISTRICT

Bradley H. Jones, Jr., of North Reading (Republican) has	14,592
and appears to be elected.	
All Others	57
Blanks	4,314
Total Votes Cast.....	18,963

TWENTY-FIRST MIDDLESEX DISTRICT

Kenneth I. Gordon, of Bedford (Democratic) has	8,129
and appears to be elected.	
Paul Girouard, Jr., of Burlington (Republican) has	7,423
All Others.....	14
Blanks	829
Total Votes Cast.....	16,395

TWENTY-SECOND MIDDLESEX DISTRICT

Marc T. Lombardo, of Billerica (Republican) has.....	10,379
and appears to be elected.	
Dean Douglas Santoro, of Billerica (Write-in) has.....	377
All Others.....	82
Blanks	3,396
Total Votes Cast.....	14,234

TWENTY-THIRD MIDDLESEX DISTRICT

Sean Garballey, of Arlington (Democratic) has	14,018
and appears to be elected.	
Joseph J. Monju, of Arlington (Republican) has	4,042
All Others.....	8
Blanks	1,264
Total Votes Cast.....	19,332

TWENTY-FOURTH MIDDLESEX DISTRICT

David M. Rogers, of Cambridge (Democratic) has	12,748
and appears to be elected.	
All Others.....	116
Blanks	4,622
Total Votes Cast.....	17,486

TWENTY-FIFTH MIDDLESEX DISTRICT

Marjorie C. Decker, of Cambridge (Democratic) has.....	10,082
and appears to be elected.	
All Others.....	124
Blanks	1,999
Total Votes Cast.....	12,205

TWENTY-SIXTH MIDDLESEX DISTRICT

Timothy J. Toomey, Jr., of Cambridge (Democratic) has	8,789
and appears to be elected.	
Thomas Michael Vasconcelos., of Somerville (Independent) has.....	1,272
All Others.....	37
Blanks	1,048
Total Votes Cast.....	11,146

TWENTY-SEVENTH MIDDLESEX DISTRICT

Denise Provost, of Somerville (Democratic) has.....	10,771
and appears to be elected.	
Noelani Kamelamela, of Somerville (Pirate) has	1,454
All Others.....	62
Blanks	1,163
Total Votes Cast.....	13,450

TWENTY-EIGHTH MIDDLESEX DISTRICT

Joseph W. McGonagle, Jr., of Everett (Democratic) has.....	7,329
and appears to be elected.	
All Others.....	128
Blanks	1,923
Total Votes Cast.....	9,380

TWENTY-NINTH MIDDLESEX DISTRICT

Jonathan Hecht, of Watertown (Democratic) has	12,614
and appears to be elected.	
All Others.....	143
Blanks	3,064
Total Votes Cast.....	15,821

THIRTIETH MIDDLESEX DISTRICT

James J. Dwyer, of Woburn (Democratic) has	10,578
and appears to be elected.	
All Others.....	117
Blanks	4,056
Total Votes Cast.....	14,751

THIRTY-FIRST MIDDLESEX DISTRICT

Caroline Colarusso, of Stoneham (Republican) has	8,759
Michael Seamus Day, of Stoughton (Democratic) has	9,270
and appears to be elected.	
All Others	2
Blanks	990
Total Votes Cast.....	19,021

THIRTY-SECOND MIDDLESEX DISTRICT

Paul Brodeur, of Melrose (Democratic) has	10,965
and appears to be elected.	
John P. Lock, of Wakefield (Republican) has	5,657
All Others	17
Blanks	1,280
Total Votes Cast.....	17,919

THIRTY-THIRD MIDDLESEX DISTRICT

Stephen Ultrino, of Malden (Democratic) has	5,801
and appears to be elected.	
John P. Matheson, of Malden (Independent) has.....	2,910
All Others	30
Blanks	630
Total Votes Cast.....	9,371

THIRTY-FOURTH MIDDLESEX DISTRICT

Christine P. Barber, of Somerville (Democratic) has	7,043
and appears to be elected.	
Nicholas Lanzilli, of Medford (Independent) has.....	3,911
All Others	34
Blanks	886
Total Votes Cast.....	11,874

THIRTY-FIFTH MIDDLESEX DISTRICT

Paul J. Donato, of Medford (Democratic) has	9,697
and appears to be elected.	
All Others	168
Blanks	2,624
Total Votes Cast.....	12,489

THIRTY-SIXTH MIDDLESEX DISTRICT

Colleen M. Garry, of Dracut (Democratic) has	7,840
and appears to be elected.	
Cathy Richardson, of Dracut (Republican) has	6,749
All Others.....	0
Blanks	562
Total Votes Cast.....	15,151

THIRTY-SEVENTH MIDDLESEX DISTRICT

Jennifer E. Benson, of Lunenburg (Democratic) has.....	11,659
and appears to be elected.	
All Others.....	108
Blanks	4,630
Total Votes Cast.....	16,397

FIRST NORFOLK DISTRICT

Bruce J. Ayers, of Quincy (Democratic) has	9,820
and appears to be elected.	
All Others.....	144
Blanks	2,554
Total Votes Cast.....	12,518

SECOND NORFOLK DISTRICT

Tackey Chan, of Quincy (Democratic) has.....	9,474
and appears to be elected.	
All Others.....	202
Blanks	2,851
Total Votes Cast.....	12,527

THIRD NORFOLK DISTRICT

Ronald Mariano, of Quincy (Democratic) has.....	8,702
and appears to be elected.	
Patricia Kriegel, of Quincy (Republican) has	4,462
All Others.....	36
Blanks	1,053
Total Votes Cast.....	14,253

FOURTH NORFOLK DISTRICT

James Michael Murphy, of Weymouth (Democratic) has	8,740
and appears to be elected.	
Andrew E. Farretta, of Weymouth (Republican) has	6,202
All Others	32
Blanks	845
Total Votes Cast.....	15,819

FIFTH NORFOLK DISTRICT

Mark James Cusack, of Braintree (Democratic) has	10,806
and appears to be elected.	
All Others	103
Blanks	5,402
Total Votes Cast.....	16,311

SIXTH NORFOLK DISTRICT

William C. Galvin, of Canton (Democratic) has	10,613
and appears to be elected.	
All Others	39
Blanks	3,861
Total Votes Cast.....	14,513

SEVENTH NORFOLK DISTRICT

Walter F. Timilty, of Milton (Democratic) has.....	11,274
and appears to be elected.	
All Others	106
Blanks	3,537
Total Votes Cast.....	14,917

EIGHTH NORFOLK DISTRICT

Louis L. Kafka, of Stoughton (Democratic) has.....	11,614
and appears to be elected.	
All Others	149
Blanks	4,793
Total Votes Cast.....	16,556

NINTH NORFOLK DISTRICT

Shawn C. Dooley, of Norfolk (Republican) has	12,734
and appears to be elected.	
All Others	123
Blanks	4,557
Total Votes Cast.....	17,414

TENTH NORFOLK DISTRICT

Jeffrey N. Roy, of Franklin (Democratic) has	11,135
and appears to be elected.	
All Others	260
Blanks	4,845
Total Votes Cast.....	16,240

ELEVENTH NORFOLK DISTRICT

Paul McMurtry, of Dedham (Democratic) has	11,922
and appears to be elected.	
All Others	103
Blanks	6,187
Total Votes Cast.....	18,212

TWELFTH NORFOLK DISTRICT

John H. Rogers, of Norwood (Democratic) has.....	8,894
and appears to be elected.	
Tim Hempton, of Walpole (Republican) has	6,408
All Others	16
Blanks	855
Total Votes Cast.....	16,173

THIRTEENTH NORFOLK DISTRICT

Denise C. Garlick, of Needham (Democratic) has	13,091
and appears to be elected.	
All Others	210
Blanks	5,566
Total Votes Cast.....	18,867

FOURTEENTH NORFOLK DISTRICT

Alice Hanlon Peisch, of Wellesley (Democratic) has	12,101
and appears to be elected.	
All Others	75
Blanks	5,420
Total Votes Cast.....	17,596

FIFTEENTH NORFOLK DISTRICT

Frank Israel Smizik, of Brookline (Democratic) has	9,332
and appears to be elected.	
Curt Myers, of Brookline (Republican) has.....	2,236
All Others	10
Blanks	1,040
Total Votes Cast.....	12,618

FIRST PLYMOUTH DISTRICT

Mathew J. Muratore, of Plymouth (Republican) has	9,227
and appears to be elected.	
Stephen Michael Palmer, of Plymouth (Democratic) has.....	6,097
All Others	77
Blanks	945
Total Votes Cast.....	16,346

SECOND PLYMOUTH DISTRICT

Susan Williams Gifford, of Wareham (Republican) has	10,847
and appears to be elected.	
All Others	132
Blanks	2,908
Total Votes Cast.....	13,887

THIRD PLYMOUTH DISTRICT

Garrett J. Bradley, of Hingham (Democratic) has	13,367
and appears to be elected.	
All Others	89
Blanks	4,644
Total Votes Cast.....	18,100

FOURTH PLYMOUTH DISTRICT

James M. Cantwell, of Marshfield (Democratic) has	10,560
and appears to be elected.	
James Anthony Pavlik, of Marshfield (Republican) has	7,444
All Others.....	3
Blanks	463
Total Votes Cast.....	18,470

FIFTH PLYMOUTH DISTRICT

Rhonda L. Nyman, of Hanover (Democratic) has	8,283
David F. DeCoste, of Norwell (Republican) has	8,332
and appears to be elected.	
All Others.....	15
Blanks	596
Total Votes Cast.....	17,226

SIXTH PLYMOUTH DISTRICT

Josh S. Cutler, of Duxbury (Democratic) has	9,035
and appears to be elected.	
Joseph Sheehan, of Pembroke (Republican) has	7,753
All Others.....	9
Blanks	368
Total Votes Cast.....	17,165

SEVENTH PLYMOUTH DISTRICT

Geoff Diehl, of Whitman (Republican) has	11,528
and appears to be elected.	
All Others.....	92
Blanks	3,286
Total Votes Cast.....	14,906

EIGHTH PLYMOUTH DISTRICT

Angelo L. D’Emilia, of Bridgewater (Republican) has	6,838
and appears to be elected.	
Joseph R. Pacheco, of Raynham (Democratic) has	5,908
All Others.....	14
Blanks	468
Total Votes Cast.....	13,228

NINTH PLYMOUTH DISTRICT

Michael D. Brady, of Brockton (Democratic) has	6,190
and appears to be elected.	
All Others	17
Blanks	1,350
Total Votes Cast.....	7,557

TENTH PLYMOUTH DISTRICT

John F. Cruz, of West Bridgewater (Republican) has	5,233
Michelle M. DuBois, of Brockton (Democratic) has.....	5,684
and appears to be elected.	
Tyler Jay Prescott, of Brockton (Unenrolled) has	292
All Others.....	1
Blanks	538
Total Votes Cast.....	11,748

ELEVENTH PLYMOUTH DISTRICT

Claire D. Cronin, of Easton (Democratic) has	9,321
and appears to be elected.	
All Others.....	98
Blanks	3,699
Total Votes Cast.....	13,118

TWELFTH PLYMOUTH DISTRICT

Thomas J. Calter, III, of Kingston (Democratic/Republican) has	12,944
and appears to be elected.	
All Others.....	116
Blanks	3,588
Total Votes Cast.....	16,648

FIRST SUFFOLK DISTRICT

Carlo Basile, of Boston (Democratic) has	4,965
and appears to be elected.	
Celeste B. Ribeiro Myers, of Boston (Unenrolled) has	1,533
All Others.....	29
Blanks	632
Total Votes Cast.....	7,159

SECOND SUFFOLK DISTRICT

Daniel Joseph Ryan, of Boston (Democratic) has	7,669
and appears to be elected.	
All Others	104
Blanks	2,425
Total Votes Cast.....	10,198

THIRD SUFFOLK DISTRICT

Aaron Michlewitz, of Boston (Democratic) has	8,398
and appears to be elected.	
All Others	132
Blanks	3,113
Total Votes Cast.....	11,643

FOURTH SUFFOLK DISTRICT

Nick Collins, of Boston (Democratic) has	9,850
and appears to be elected.	
All Others	156
Blanks	2,223
Total Votes Cast.....	12,229

FIFTH SUFFOLK DISTRICT

Evandro C. Carvalho, of Boston (Democratic) has	6,025
and appears to be elected.	
Claudette N. Joseph, of Boston (Republican) has.....	733
Althea Garrison, of Boston (Write-in) has.....	15
All Others	72
Blanks	1,035
Total Votes Cast.....	7,880

SIXTH SUFFOLK DISTRICT

Russell E. Holmes, of Boston (Democratic) has.....	7,663
and appears to be elected.	
All Others	71
Blanks	1,750
Total Votes Cast.....	9,484

SEVENTH SUFFOLK DISTRICT

Gloria L. Fox, of Boston (Democratic) has	4,641
and appears to be elected.	
All Others	95
Blanks	966
Total Votes Cast.....	5,702

EIGHTH SUFFOLK DISTRICT

Jay D. Livingstone, of Boston (Democratic) has	8,769
and appears to be elected.	
All Others	128
Blanks	2,966
Total Votes Cast.....	11,863

NINTH SUFFOLK DISTRICT

Byron Rushing, of Boston (Democratic) has	6,583
and appears to be elected.	
All Others	90
Blanks	1,948
Total Votes Cast.....	8,621

TENTH SUFFOLK DISTRICT

Edward F. Coppinger, of Boston (Democratic) has.....	11,923
and appears to be elected.	
All Others	144
Blanks	4,313
Total Votes Cast.....	16,380

ELEVENTH SUFFOLK DISTRICT

Elizabeth A. Malia, of Boston (Democratic) has	9,912
and appears to be elected.	
All Others	88
Blanks	2,183
Total Votes Cast.....	12,183

TWELFTH SUFFOLK DISTRICT

Dan Cullinane, of Boston (Democratic) has	10,272
and appears to be elected.	
All Others	101
Blanks	2,349
Total Votes Cast.....	12,722

THIRTEENTH SUFFOLK DISTRICT

Daniel J. Hunt, of Boston (Democratic) has	9,259
and appears to be elected.	
All Others	140
Blanks	2,551
Total Votes Cast.....	11,950

FOURTEENTH SUFFOLK DISTRICT

Angelo M. Scaccia, of Boston (Democratic) has.....	9,920
and appears to be elected.	
All Others.....	156
Blanks	2,986
Total Votes Cast.....	13,062

FIFTEENTH SUFFOLK DISTRICT

Jeffrey Sánchez, of Boston (Democratic) has.....	9,582
and appears to be elected.	
All Others.....	99
Blanks	2,470
Total Votes Cast.....	12,151

SIXTEENTH SUFFOLK DISTRICT

Roselee Vincent, of Revere (Democratic) has	7,431
and appears to be elected.	
All Others.....	120
Blanks	3,345
Total Votes Cast.....	10,896

SEVENTEENTH SUFFOLK DISTRICT

Kevin G. Honan, of Boston (Democratic) has	5,609
and appears to be elected.	
All Others	99
Blanks	1,490
Total Votes Cast.....	7,198

EIGHTEENTH SUFFOLK DISTRICT

Michael J. Moran, of Boston (Democratic) has	5,039
and appears to be elected.	
All Others	96
Blanks	1,919
Total Votes Cast.....	7,054

NINETEENTH SUFFOLK DISTRICT

Robert A. DeLeo, of Winthrop (Democratic) has	7,330
and appears to be elected.	
Paul A. Caruccio, of Winthrop (Republican) has	2,884
All Others	20
Blanks	589
Total Votes Cast.....	10,823

FIRST WORCESTER DISTRICT

Kimberly N. Ferguson, of Holden (Republican) has	13,847
and appears to be elected.	
All Others	78
Blanks	4,491
Total Votes Cast.....	18,416

SECOND WORCESTER DISTRICT

Jonathan D. Zlotnik, of Gardner (Democratic) has	5,859
and appears to be elected.	
Garret Shetravski, of Winchendon (Republican) has.....	5,825
All Others	13
Blanks	433
Total Votes Cast.....	12,130

THIRD WORCESTER DISTRICT

Stephen L. DiNatale, of Fitchburg (Democratic) has	7,800
and appears to be elected.	
All Others	32
Blanks	2,202
Total Votes Cast.....	10,034

FOURTH WORCESTER DISTRICT

Dennis A. Rosa, of Leominster (Democratic) has	6,649
and appears to be elected.	
Jacques A. Perrault, of Leominster (Republican) has	5,431
All Others	9
Blanks	540
Total Votes Cast.....	12,629

FIFTH WORCESTER DISTRICT

Donald R. Berthiaume, Jr., of Spencer (Republican) has	8,344
and appears to be elected.	
Matthew Castriotta, of Hubbardston (Democratic) has	6,455
All Others	14
Blanks	580
Total Votes Cast.....	15,393

SIXTH WORCESTER DISTRICT

Peter J. Durant, of Spencer (Republican) has	7,210
and appears to be elected.	
Karen A. Spiewak, of Charlton (Democratic) has	4,246
All Others	11
Blanks	406
Total Votes Cast.....	11,873

SEVENTH WORCESTER DISTRICT

Paul K. Frost, of Auburn (Republican) has.....	10,087
and appears to be elected.	
Terry Burke Dotson, of Millbury (Democratic) has	3,600
All Others	14
Blanks	737
Total Votes Cast.....	14,438

EIGHTH WORCESTER DISTRICT

Kevin J. Kuros, of Uxbridge (Republican) has	8,331
and appears to be elected.	
Joseph M. Hall, of Bellingham (Democratic) has.....	4,862
Joseph F. Guertin, of Bellingham (Pirate) has	595
All Others.....	8
Blanks	865
Total Votes Cast.....	14,661

NINTH WORCESTER DISTRICT

Martin Green, of Northbridge (Democratic) has	5,414
David K. Muradian, Jr., of Grafton (Republican) has	8,980
and appears to be elected.	
All Others.....	6
Blanks	665
Total Votes Cast.....	15,065

TENTH WORCESTER DISTRICT

John V. Fernandes, of Milford (Democratic) has	8,677
and appears to be elected.	
Mark W. Reil, Jr., of Mendon (Republican) has.....	6,049
All Others.....	18
Blanks	659
Total Votes Cast.....	15,403

ELEVENTH WORCESTER DISTRICT

Matthew A. Beaton, of Shrewsbury (Republican) has	12,457
and appears to be elected.	
All Others.....	72
Blanks	4,267
Total Votes Cast.....	16,796

TWELFTH WORCESTER DISTRICT

Harold P. Naughton, Jr., of Clinton (Democratic) has.....	8,497
and appears to be elected.	
Brad P. Wyatt, of Boylston (Republican) has.....	6,822
All Others.....	16
Blanks	443
Total Votes Cast.....	15,778

THIRTEENTH WORCESTER DISTRICT

John J. Mahoney, of Worcester (Democratic) has.....	7,545
and appears to be elected.	
Jacqueline Gisela Kostas, of Worcester (Republican) has.....	3,457
All Others.....	16
Blanks	704
Total Votes Cast.....	11,722

FOURTEENTH WORCESTER DISTRICT

James J. O’Day, of West Boylston (Democratic) has.....	8,194
and appears to be elected.	
All Others.....	180
Blanks	3,173
Total Votes Cast.....	11,547

FIFTEENTH WORCESTER DISTRICT

Mary S. Keefe, of Worcester (Democratic) has.....	4,731
and appears to be elected.	
All Others.....	100
Blanks	1,431
Total Votes Cast.....	6,262

SIXTEENTH WORCESTER DISTRICT

Daniel M. Donahue, of Worcester (Democratic) has	5,351
and appears to be elected.	
All Others.....	116
Blanks	1,518
Total Votes Cast.....	6,985

SEVENTEENTH WORCESTER DISTRICT

Douglas A. Belanger, of Leicester (Democratic) has	4,645
Kate D. Campanale, of Worcester (Republican) has	4,688
and appears to be elected.	
All Others.....	11
Blanks	406
Total Votes Cast.....	9,750

EIGHTEENTH WORCESTER DISTRICT

Mark G. Dowgiewicz, of Webster (Democratic) has	5,187
Joseph D. McKenna, of Webster (Republican) has	7,809
and appears to be elected.	
All Others.....	5
Blanks	773
Total Votes Cast.....	13,774

DISTRICT ATTORNEY

BERKSHIRE DISTRICT

David F. Capeless, of West Stockbridge (Democratic) has.....	31,353
and appears to be elected.	
All Others.....	229
Blanks	8,634
Total Votes Cast.....	40,216

BRISTOL DISTRICT

C. Samuel Sutter, of Fall River (Democratic) has	105,256
and appears to be elected.	
All Others.....	1,096
Blanks	42,520
Total Votes Cast.....	148,872

CAPE & ISLANDS DISTRICT

Michael D. O’Keefe, of Sandwich (Republican) has	58,754
and appears to be elected.	
Richard G. Barry, of Barnstable (Democratic) has.....	46,733
All Others.....	35
Blanks	4,143
Total Votes Cast.....	109,665

EASTERN DISTRICT

Jonathan W. Blodgett, of Peabody (Democratic) has.....	179,660
and appears to be elected.	
All Others.....	2,877
Blanks	76,422
Total Votes Cast.....	258,959

HAMPDEN DISTRICT

Anthony D. Gulluni, of Springfield (Democratic) has	99,053
and appears to be elected.	
All Others	1,653
Blanks	37,210
Total Votes Cast.....	137,916

MIDDLE DISTRICT

Joseph D. Early, Jr., of Worcester (Democratic) has	179,422
and appears to be elected.	
All Others	2,105
Blanks	72,104
Total Votes Cast.....	253,631

NORFOLK DISTRICT

Michael W. Morrissey, of Quincy (Democratic) has	173,820
and appears to be elected.	
All Others	1,993
Blanks	78,414
Total Votes Cast.....	254,227

NORTHERN DISTRICT

Marian T. Ryan, of Belmont (Democratic) has	364,537
and appears to be elected.	
All Others	5,059
Blanks	162,083
Total Votes Cast.....	531,679

NORTHWESTERN DISTRICT

David E. Sullivan, of Easthampton (Democratic) has	66,671
and appears to be elected.	
All Others	379
Blanks	19,035
Total Votes Cast.....	86,085

PLYMOUTH DISTRICT

Timothy J. Cruz, of Marshfield (Republican) has	135,741
and appears to be elected.	
All Others	888
Blanks	44,437
Total Votes Cast.....	181,066

SUFFOLK DISTRICT

Daniel F. Conley, of Boston (Democratic) has.....	140,819
and appears to be elected.	
All Others	1,986
Blanks	41,668
Total Votes Cast.....	184,473

REGISTER OF PROBATE

BARNSTABLE COUNTY

Anastasia Welsh Perrino, of Dennis (Democratic) has.....	68,234
and appears to be elected.	
All Others	373
Blanks	29,948
Total Votes Cast.....	98,555

BERKSHIRE COUNTY

Francis B. Marinaro, of Pittsfield (Democratic) has.....	31,136
and appears to be elected.	
All Others	86
Blanks	8,994
Total Votes Cast.....	40,216

BRISTOL COUNTY

Gina L. DeRossi, of Dartmouth (Democratic) has	99,307
and appears to be elected.	
All Others	987
Blanks	48,578
Total Votes Cast.....	148,872

DUKES COUNTY

Elizabeth J. Herrmann, of Edgartown (Republican) has.....	4,578
and appears to be elected.	
All Others.....	54
Blanks	2,754
Total Votes Cast.....	7,386

ESSEX COUNTY

Pamela Casey O'Brien, of Saugus (Democratic) has	137,735
and appears to be elected.	
Michael E. Morales, of Andover (Republican) has	95,528
All Others.....	400
Blanks	25,296
Total Votes Cast.....	258,959

FRANKLIN COUNTY

John F. Merrigan, of Greenfield (Democratic) has.....	21,338
and appears to be elected.	
All Others.....	88
Blanks	5,460
Total Votes Cast.....	26,886

HAMPDEN COUNTY

Gale D. Candaras, of Wilbraham (Democratic) has	62,297
Suzanne T. Seguin, of Westfield (Independent) has.....	62,579
and appears to be elected.	
All Others.....	327
Blanks	12,713
Total Votes Cast.....	137,916

HAMPSHIRE COUNTY

Michael J. Carey, of Easthampton (Democratic) has	42,253
and appears to be elected.	
All Others.....	254
Blanks	13,319
Total Votes Cast.....	55,826

MIDDLESEX COUNTY

Tara E. DeCristofaro, of Medford (Democratic) has	297,953
and appears to be elected.	
John W. Lambert, Sr., of Natick (Republican) has	166,672
All Others	626
Blanks	66,428
Total Votes Cast.....	531,679

NANTUCKET COUNTY

Susan D. Beamish, of Nantucket (Democratic) has.....	3,032
and appears to be elected.	
All Others	23
Blanks	669
Total Votes Cast.....	3,724

NORFOLK COUNTY

Patrick W. McDermott, of Quincy (Democratic) has	167,072
and appears to be elected.	
All Others	1,854
Blanks	85,301
Total Votes Cast.....	254,227

PLYMOUTH COUNTY

Matthew J. McDonough, of Marshfield (Democratic) has	83,932
and appears to be elected.	
Anthony Thomas O'Brien, Sr., of Pembroke (Republican) has	80,428
All Others	87
Blanks	16,619
Total Votes Cast.....	181,066

SUFFOLK COUNTY

Felix D. Arroyo, of Boston (Democratic) has.....	136,821
and appears to be elected.	
All Others	2,171
Blanks	45,481
Total Votes Cast.....	184,473

WORCESTER COUNTY

Stephen G. Abraham, of Shrewsbury (Democratic) has	115,375
Stephanie K. Fattman, of Webster (Republican) has	125,166
and appears to be elected.	
All Others	197
Blanks	16,266
Total Votes Cast.....	257,004

SHERIFF

SUFFOLK COUNTY (TO FILL VACANCY)

Steven W. Tompkins, of Boston (Democratic) has	123,242
and appears to be elected.	
Hassan A. Smith, of Boston (Independent) has	26,042
All Others	804
Blanks	34,385
Total Votes Cast.....	184,473

COUNCIL OF GOVERNMENTS EXECUTIVE COMMITTEE

FRANKLIN COUNTY

Bill Perlman, of Ashfield has	19,783
and appears to be elected.	
All Others	79
Blanks	7,024
Total Votes Cast.....	26,886

**EXECUTIVE DEPARTMENT COUNCIL CHAMBER
BOSTON, DECEMBER**

STATEWIDE BALLOT QUESTIONS

QUESTION 1

LAW PROPOSED BY INITIATIVE PETITION

Do you approve of a law summarized below, on which no vote was taken by the Senate or the House of Representatives on or before May 6, 2014?

SUMMARY

This proposed law would eliminate the requirement that the state's gasoline tax, which was 24 cents per gallon as of September 2013, (1) be adjusted every year by the percentage change in the Consumer Price Index over the preceding year, but (2) not be adjusted below 21.5 cents per gallon.

	YES	NO	BLANKS	TOTAL
Barnstable County	53,425	41,414	3,716	98,555
Berkshire County	16,983	21,072	2,161	40,216
Bristol County	75,698	64,153	9,021	148,872
Dukes County	3,295	3,614	477	7,386
Essex County	137,232	109,037	12,690	258,959
Franklin County	11,621	13,892	1,373	26,886
Hampden County	70,125	58,542	9,249	137,916
Hampshire County	22,733	30,751	2,342	55,826
Middlesex County	251,929	257,079	22,671	531,679
Nantucket County	1,783	1,740	201	3,724
Norfolk County	130,608	111,822	11,797	254,227
Plymouth County	103,972	69,595	7,501	181,068
Suffolk County	70,869	89,701	23,903	184,473
Worcester County	144,956	99,859	12,189	257,004
TOTALS	1,095,229	972,271	119,291	2,186,791

QUESTION 2

LAW PROPOSED BY INITIATIVE PETITION

Do you approve of a law summarized below, on which no vote was taken by the Senate or the House of Representatives on or before May 6, 2014?

SUMMARY

This proposed law would expand the state's beverage container deposit law, also known as the Bottle Bill, to require deposits on containers for all non-alcoholic non-carbonated drinks in liquid form intended for human consumption, except beverages primarily derived from dairy products, infant formula, and FDA approved medicines. The proposed law would not cover containers made of paper-based biodegradable material and aseptic multi-material packages such as juice boxes or pouches.

The proposed law would require the state Secretary of Energy and Environmental Affairs (EEA) to adjust the container deposit amount every five years to reflect (to the nearest whole cent) changes in the consumer price index, but the value could not be set below five cents.

The proposed law would increase the minimum handling fee that beverage distributors must pay dealers for each properly returned empty beverage container, which was 2¼ cents as of September 2013, to 3½ cents. It would also increase the minimum handling fee that bottlers must pay distributors and dealers for each properly returned empty reusable beverage container, which was 1 cent as of September 2013, to 3½ cents. The Secretary of EEA would review the fee amounts every five years and make appropriate adjustments to reflect changes in the consumer price index as well as changes in the costs incurred by redemption centers. The proposed law defines a redemption center as any business whose primary purpose is the redemption of beverage containers and that is not ancillary to any other business.

The proposed law would direct the Secretary of EEA to issue regulations allowing small dealers to seek exemptions from accepting empty deposit containers. The proposed law would define small dealer as any person or business, including the operator of a vending machine, who sells beverages in beverage containers to consumers, with a contiguous retail space of 3,000 square feet or less, excluding office and stock room space; and fewer than four locations under the same ownership in the Commonwealth. The proposed law would require that the regulations consider at least the health, safety, and convenience of the public, including the distribution of dealers and redemption centers by population or by distance or both.

The proposed law would set up a state Clean Environment Fund to receive certain unclaimed container deposits. The Fund would be used, subject to appropriation by the state Legislature, to support programs such as the proper management of solid waste, water resource protection, parkland, urban forestry, air quality and climate protection.

The proposed law would allow a dealer, distributor, redemption center or bottler to refuse to accept any beverage container that is not marked as being refundable in Massachusetts.

The proposed law would take effect on April 22, 2015.

	YES	NO	BLANKS	TOTAL
Barnstable County	26,780	70,117	1,658	98,555
Berkshire County	20,838	18,367	1,011	40,216
Bristol County	29,085	115,503	4,284	148,872
Dukes County	2,844	4,331	211	7,386
Essex County	54,758	196,898	7,303	258,959
Franklin County	10,935	15,255	696	26,886
Hampden County	27,603	106,640	3,673	137,916
Hampshire County	24,301	30,703	822	55,826
Middlesex County	157,661	361,957	12,061	531,679
Nantucket County	1,308	2,337	79	3,724
Norfolk County	61,315	186,939	5,973	254,227
Plymouth County	36,085	141,193	3,790	181,068
Suffolk County	64,610	106,589	13,274	184,473
Worcester County	46,258	204,762	5,984	257,004
TOTALS	564,381	1,561,591	60,819	2,186,791

QUESTION 3
LAW PROPOSED BY INITIATIVE PETITION

Do you approve of a law summarized below, on which no vote was taken by the Senate or the House of Representatives on or before May 6, 2014?

SUMMARY

This proposed law would (1) prohibit the Massachusetts Gaming Commission from issuing any license for a casino or other gaming establishment with table games and slot machines, or any license for a gaming establishment with slot machines; (2) prohibit any such casino or slots gaming under any such licenses that the Commission might have issued before the proposed law took effect; and (3) prohibit wagering on the simulcasting of live greyhound races.

The proposed law would change the definition of “illegal gaming” under Massachusetts law to include wagering on the simulcasting of live greyhound races, as well as table games and slot machines at Commission-licensed casinos, and slot machines at other Commission-licensed gaming establishments. This would make those types of gaming subject to existing state laws providing criminal penalties for, or otherwise regulating or prohibiting, activities involving illegal gaming.

The proposed law states that if any of its parts were declared invalid, the other parts would stay in effect.

	YES	NO	BLANKS	TOTAL
Barnstable County	43,657	52,443	2,455	98,555
Berkshire County	18,639	20,067	1,510	40,216
Bristol County	45,933	98,234	4,705	148,872
Dukes County	4,064	3,041	281	7,386
Essex County	94,743	155,794	8,422	258,959
Franklin County	12,061	14,029	796	26,886
Hampden County	52,340	82,409	3,167	137,916
Hampshire County	27,823	26,943	1,060	55,826
Middlesex County	228,915	287,984	14,780	531,679
Nantucket County	1,742	1,862	120	3,724
Norfolk County	95,773	151,296	7,158	254,227
Plymouth County	63,175	113,328	4,565	181,068
Suffolk County	76,252	94,909	13,312	184,473
Worcester County	80,763	169,065	7,176	257,004
TOTALS	845,880	1,271,404	69,507	2,186,791

QUESTION 4
LAW PROPOSED BY INITIATIVE PETITION

Do you approve of a law summarized below, on which no vote was taken by the Senate or the House of Representatives on or before May 6, 2014?

SUMMARY

This proposed law would entitle employees in Massachusetts to earn and use sick time according to certain conditions.

Employees who work for employers having eleven or more employees could earn and use up to 40 hours of paid sick time per calendar year, while employees working for smaller employers could earn and use up to 40 hours of unpaid sick time per calendar year.

An employee could use earned sick time if required to miss work in order (1) to care for a physical or mental illness, injury or medical condition affecting the employee or the employee's child, spouse, parent, or parent of a spouse; (2) to attend routine medical appointments of the employee or the employee's child, spouse, parent, or parent of a spouse; or (3) to address the effects of domestic violence on the employee or the employee's dependent child. Employees would earn one hour of sick time for every 30 hours worked, and would begin accruing those hours on the date of hire or on July 1, 2015, whichever is later. Employees could begin to use earned sick time on the 90th day after hire.

The proposed law would cover both private and public employers, except that employees of a particular city or town would be covered only if, as required by the state constitution, the proposed law were made applicable by local or state legislative vote or by appropriation of sufficient funds to pay for the benefit. Earned paid sick time would be compensated at the same hourly rate paid to the employee when the sick time is used.

Employees could carry over up to 40 hours of unused sick time to the next calendar year, but could not use more than 40 hours in a calendar year. Employers would not have to pay employees for unused sick time at the end of their employment. If an employee missed work for a reason eligible for earned sick time, but agreed with the employer to work the same number of hours or shifts in the same or next pay period, the employee would not have to use earned sick time for the missed time, and the employer would not have to pay for that missed time. Employers would be prohibited from requiring such an employee to work additional hours to make up for missed time, or to find a replacement employee.

Employers could require certification of the need for sick time if an employee used sick time for more than 24 consecutively scheduled work hours. Employers could not delay the taking of or payment for earned sick time because they have not received the certification. Employees would have to make a good faith effort to notify the employer in advance if the need for earned sick time is foreseeable.

Employers would be prohibited from interfering with or retaliating based on an employee's exercise of earned sick time rights, and from retaliating based on an employee's support of another employee's exercise of such rights.

The proposed law would not override employers' obligations under any contract or benefit plan with more generous provisions than those in the proposed law. Employers that have their own policies providing as much paid time off, usable for the same purposes and under the same conditions, as the proposed law would not be required to provide additional paid sick time.

The Attorney General would enforce the proposed law, using the same enforcement procedures applicable to other state wage laws, and employees could file suits in court to enforce their earned sick time rights. The Attorney General would have to prepare a multilingual notice regarding the right to earned sick time, and employers would be required to post the notice in a conspicuous location and to provide a copy to employees. The state Executive Office of Health and Human Services, in consultation with the Attorney General, would develop a multilingual outreach program to inform the public of the availability of earned sick time.

The proposed law would take effect on July 1, 2015, and states that if any of its parts were declared invalid, the other parts would stay in effect.

	YES	NO	BLANKS	TOTAL
Barnstable County	50,951	44,454	3,150	98,555
Berkshire County	26,164	11,822	2,230	40,216
Bristol County	84,831	58,805	5,236	148,872
Dukes County	4,124	2,818	444	7,386
Essex County	138,637	112,580	7,742	258,959
Franklin County	16,921	8,484	1,481	26,886
Hampden County	79,812	54,192	3,912	137,916
Hampshire County	37,356	16,883	1,587	55,826
Middlesex County	316,206	198,096	17,377	531,679
Nantucket County	1,912	1,688	124	3,724
Norfolk County	143,042	103,731	7,454	254,227
Plymouth County	95,150	80,571	5,347	181,068
Suffolk County	129,578	47,949	6,946	184,473
Worcester County	132,157	117,548	7,299	257,004
TOTALS	1,256,841	859,621	70,329	2,186,791

PUBLIC POLICY QUESTIONS

**QUESTION 5 OR 6
THIS QUESTION IS NOT BINDING**

Shall the state senator from this district be instructed to vote in favor of legislation that would prohibit candidates for state or local office from taking campaign contributions from industries regulated by such offices; regulate campaign spending by corporations; require increased disclosure of contributions to, and spending by, groups unaffiliated with candidates or political parties; provide voters with a tax rebate to make contributions to their preferred candidates; prohibit elected officials and their senior staff from negotiating a future job while in office and engaging in any lobbying activity for five years once they leave office; and increase penalties for candidates and groups that violate campaign finance laws?

	YES	NO	BLANKS	TOTAL
Hampshire, Franklin & Worcester Senate District	37,947	7,264	8,208	53,419

**QUESTION 5, 6, OR 8
THIS QUESTION IS NOT BINDING**

Shall the state senator from this district be instructed to vote in favor of legislation to expand the radiological Plume Exposure Emergency Planning Zone around the Pilgrim Nuclear Power Station in Plymouth, an approximately 10-mile-radius area, to include all of Barnstable, Dukes, and Nantucket Counties?

	YES	NO	BLANKS	TOTAL
Cape & Islands Senate District	50,311	17,798	10,467	78,576

**QUESTION 5
THIS QUESTION IS NOT BINDING**

Shall the state representative from this district be instructed to introduce and vote in favor of legislation that would increase local aid to cities and towns to at least fiscal year 2007 levels?

	YES	NO	BLANKS	TOTAL
4 th Hampden Representative District	8,189	2,183	2,442	12,814

QUESTION 6
THIS QUESTION IS NOT BINDING

Shall the state representative from this district be instructed to introduce and vote in favor of legislation that would increase funding to cities and towns for road maintenance and repair to at least fiscal year 2007 levels?

	YES	NO	BLANKS	TOTAL
4 th Hampden Representative District	8,510	1,912	2,392	12,814

QUESTION 5 OR 6
THIS QUESTION IS NOT BINDING

Shall the state representative from this district be instructed to vote in favor of a resolution calling upon Congress to propose an amendment to the U.S. Constitution affirming that 1) rights protected under the Constitution are the rights of natural persons only and 2) both Congress and the states may place limits on political contributions and political spending?

	YES	NO	BLANKS	TOTAL
10 th Bristol Representative District	8,207	2,993	2,719	13,919
12 th Essex Representative District	8,438	3,271	2,952	14,661
13 th Essex Representative District	10,089	3,507	3,151	16,747
1 st Middlesex Representative District	10,129	3,352	2,855	16,336
6th Middlesex Representative District*	7,860	3,080	2,861	16,336
7 th Middlesex Representative District	5,716	2,037	1,929	9,682
8 th Middlesex Representative District	10,577	3,704	3,353	17,634
21 st Middlesex Representative District	8,849	3,163	4,383	16,395
33 rd Middlesex Representative District	5,085	2,076	2,210	9,371
35 th Middlesex Representative District	7,031	2,743	2,715	12,489
6 th Norfolk Representative District	8,293	3,088	3,132	14,513
8 th Norfolk Representative District	9,926	3,641	2,989	16,556
10 th Norfolk Representative District	10,270	4,117	1,853	16,240
10 th Plymouth Representative District	6,630	2,683	2,435	11,748
10 th Suffolk Representative District	9,045	3,256	4,079	16,380
12 th Suffolk Representative District	5,871	2,658	4,193	12,722
3rd Worcester Representative District*	5,611	2,621	1,802	10,034
10 th Worcester Representative District	8,812	3,160	3,431	15,403

**Re-certified by the Governor and Council on December 10, 2014. See Addendum for amended numbers.*

QUESTION 5
THIS QUESTION IS NOT BINDING

Shall the state representative from this district be instructed to vote in favor of legislation to facilitate the licensing of low power radio stations in underserved communities?

	YES	NO	BLANKS	TOTAL
7 th Suffolk Representative District	3,204	971	1,527	5,702

QUESTION 5
THIS QUESTION IS NOT BINDING

Shall the state representative from this district be instructed to vote in favor of legislation that would prohibit candidates for state or local office from taking campaign contributions from industries regulated by such offices; regulate campaign spending by corporations; require increased disclosure of contributions to, and spending by, groups unaffiliated with candidates or political parties; provide voters with a tax rebate to make contributions to their preferred candidates; prohibit elected officials and their senior staff from negotiating a future job while in office and engaging in any lobbying activity for five years once they leave office; and increase penalties for candidates and groups that violate campaign finance laws?

	YES	NO	BLANKS	TOTAL
19 th Suffolk Representative District	6,056	2,300	2,467	10,823

QUESTION 5 OR 6
THIS QUESTION IS NOT BINDING

Shall the state representative from this district be instructed to vote for legislation that replaces the state’s restrictions on marijuana with a law that regulates the cultivation of and commerce in marijuana, by persons over the age of 21, in the same manner as laws that apply to the cultivation and sale of fruits, vegetables and herbs; such a law would (i) require persons covered by the law to take steps to prevent access to growing plants and marijuana by minors under the age of 18, (ii) punish distribution among and to such minors, (iii) retain for minors the civil offense of possessing one ounce or less of marijuana, and (iv) make no change to existing laws regarding driving while under the influence, “drug-free” schools and workplaces, and restrictions on smoking tobacco and marijuana products?

	YES	NO	BLANKS	TOTAL
4 th Essex Representative District	9,740	7,357	2,614	19,711
7 th Essex Representative District	6,970	4,377	2,082	13,429
8 th Essex Representative District	8,732	6,514	2,826	18,072

QUESTION 5
THIS QUESTION IS NOT BINDING

Shall the state representative from this district be instructed to vote for legislation that replaces the state’s restrictions on marijuana with a law that regulates the cultivation of and commerce in marijuana, by persons over the age of 21, in the same manner as laws that apply to the cultivation and sale of fruits, vegetables and herbs; such a law would (i) require persons covered by the law to take steps to prevent access to growing plants and marijuana by minors under the age of 18, (ii) punish distribution among and to such minors, (iii) retain for minors the civil offense of possessing one ounce or less of marijuana, and (iv) make no change to existing laws regarding driving while under the influence, and “drug-free” schools?

	YES	NO	BLANKS	TOTAL
3 rd Middlesex Representative District	8,599	5,787	2,606	16,992
6 th Middlesex Representative District	6,913	4,293	2,595	13,801

QUESTION 5 OR 6
THIS QUESTION IS NOT BINDING

Shall the state representative from this district be instructed to vote for legislation that replaces the state’s restrictions on marijuana with a law that regulates the cultivation of and commerce in marijuana, by persons over the age of 21, in the same manner as laws that apply to retail and agricultural businesses; such a law would (i) require persons covered by the law to take steps to prevent access to growing plants and marijuana by minors under the age of 18, (ii) punish distribution among and to such minors, (iii) retain for minors the civil offense of possessing one ounce or less of marijuana, and (iv) make no change to existing laws regarding driving while under the influence?

	YES	NO	BLANKS	TOTAL
2 nd Hampshire Representative District	8,817	4,791	2,491	16,099

QUESTION 5
THIS QUESTION IS NOT BINDING

Shall the state representative from this district be instructed to vote for legislation to require that a majority of the voters in a municipality approve the sale of any municipally owned real estate containing more than 7,500 square feet of land?

	YES	NO	BLANKS	TOTAL
11 th Middlesex Representative District	7,775	4,620	3,375	15,770
12 th Middlesex Representative District	7,135	4,772	3,564	15,471

QUESTION 6
THIS QUESTION IS NOT BINDING

Shall the state representative from this district be instructed to vote for legislation that would allow local elected officials, in communities that have taken steps to promote affordable housing at a local level, to have binding input regarding density, required parking, and other project characteristics to the extent that those changes would help to protect existing neighborhoods and businesses from negative impacts on infrastructure and public services, when a local zoning board of appeals is deciding whether to approve an application for a comprehensive permit to build affordable housing in that locality under Chapter 40B of the General Laws?

	YES	NO	BLANKS	TOTAL
11 th Middlesex Representative District	7,879	4,128	3,763	15,770
12 th Middlesex Representative District	7,455	4,058	3,958	15,471

QUESTION 5
THIS QUESTION IS NOT BINDING

Shall the state representative from this district be instructed to vote in favor of legislation that raises the state's minimum wage to \$15.00 an hour?

	YES	NO	BLANKS	TOTAL
10 th Suffolk Representative District	8,703	5,068	2,609	16,380

QUESTION 5
THIS QUESTION IS NOT BINDING

Shall the state representative from this district be instructed to vote in favor of legislation requiring municipal electric utilities (1) to adopt the same net metering rates and policies that are applicable to investor-owned electric utilities, and (2) to adopt rates and policies that do not discriminate against, or impose other financial or technical impediments upon, customers who seek to generate their own electricity from solar power?

	YES	NO	BLANKS	TOTAL
3 rd Plymouth Representative District	9,910	4,176	4,014	18,100

QUESTION 5, 6, OR 7
THIS QUESTION IS NOT BINDING

Shall the state representative from this district be instructed to vote in favor of legislation that requires all non-hospital facilities performing more than 10 abortions a year to be licensed as “clinics” and to be inspected at least every two years by the Massachusetts Department of Public Health?

	YES	NO	BLANKS	TOTAL
6 th Bristol Representative District	5,722	2,246	1,594	9,562
7 th Bristol Representative District	3,720	1,593	1,186	6,499
8 th Bristol Representative District	6,971	3,002	1,683	11,656
12 th Hampden Representative District	8,474	3,662	2,872	15,008
4 th Norfolk Representative District	9,641	3,717	2,461	15,819
5 th Norfolk Representative District	9,559	3,674	3,078	16,311
12 th Norfolk Representative District	9,706	4,157	2,310	16,173
5 th Plymouth Representative District	10,081	4,569	2,575	17,225
3rd Worcester Representative District*	5,818	2,414	1,802	10,034
4 th Worcester Representative District	7,335	3,323	1,971	12,629
16 th Worcester Representative District	3,104	1,698	2,183	6,985

**Re-certified by the Governor and Council on December 10, 2014. See Addendum for amended numbers.*

QUESTION 5, 6, 7, OR 9
THIS QUESTION IS NOT BINDING

Shall the state representative from this district be instructed to vote in favor of legislation that would allow the state to regulate and tax marijuana in the same manner as alcohol?

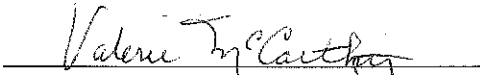
	YES	NO	BLANKS	TOTAL
4 th Barnstable Representative District	14,062	5,209	2,723	21,994
4 th Berkshire Representative District	9,307	3,212	2,590	15,109
1 st Essex Representative District	11,027	4,330	1,911	17,268
2 nd Franklin Representative District	8,459	3,847	1,699	14,005
14 th Middlesex Representative District	11,092	4,363	2,588	18,043
15 th Middlesex Representative District	10,911	4,124	2,608	17,643
24 th Middlesex Representative District	11,430	3,965	2,091	17,486
8 th Norfolk Representative District	10,337	3,847	2,372	16,556

In Council, Boston, December 3, 2014


The foregoing findings are this day adopted.



Deval L. Patrick
Governor



Valerie McCarthy
Executive Secretary, Pro Tem



Office of the Secretary of the Commonwealth, December 3, 2014
WILLIAM FRANCIS GALVIN
Secretary of the Commonwealth

A true copy.


The Commonwealth of Massachusetts
 Executive Department, Council Chamber
 Boston, December 10, 2014

His Excellency the Governor and Council having examined the recounted returns of votes as cast on the 4th day of November find that the following named persons have received the number of votes set against their names:

FOR REPRESENTATIVE IN GENERAL COURT
FIRST ESSEX DISTRICT

Edward C. Cameron of Newburyport (Democratic).....	6,971 Votes
James M. Kelcourse of Amesbury (Republican)..... (and appears to be elected.)	6,983 Votes
Ari B. Herzog of Newburyport (Independent).....	1,632 Votes
Steven J. Stanganelli of Amesbury (Independent).....	792 Votes
Joseph L. "Rama" Valianti of Newburyport (Independent)	230 Votes
All Others	1 Votes
Blanks	<u>662 Votes</u>
Total Votes Cast	17,271

December 10, 2014 – The foregoing is this day adopted.




 Governor



 Executive Secretary, *Ref. Term*

OFFICE OF THE SECRETARY, December 10, 2014



 Secretary of the Commonwealth

A TRUE COPY

The Commonwealth of Massachusetts

EXECUTIVE DEPARTMENT, COUNCIL CHAMBERS

December 10, 2014

His Excellency the Governor and Council, having re-examined the returns of votes for the following Public Policy Questions, given in the cities and towns in the manner prescribed by the Constitution and Laws of the Commonwealth on the fourth day of November last past:

QUESTION 5 OR 6 - REVISED
THIS QUESTION IS NOT BINDING

Shall the state representative from this district be instructed to vote in favor of a resolution calling upon Congress to propose an amendment to the U.S. Constitution affirming that 1) rights protected under the Constitution are the rights of natural persons only and 2) both Congress and the states may place limits on political contributions and political spending?


	YES	NO	BLANKS	TOTAL
6 th Middlesex Representative District	7,860	3,080	2,861	13,801
3 rd Worcester Representative District	5,818	2,414	1,802	10,034

QUESTION 5, 6, OR 7 - REVISED
THIS QUESTION IS NOT BINDING

Shall the state representative from this district be instructed to vote in favor of legislation that requires all non-hospital facilities performing more than 10 abortions a year to be licensed as "clinics" and to be inspected at least every two years by the Massachusetts Department of Public Health?

	YES	NO	BLANKS	TOTAL
3 rd Worcester Representative District	5,611	2,621	1,802	10,034


December 10, 2014 – The foregoing is this day adopted.



Governor


 Executive Secretary

OFFICE OF THE SECRETARY, December 10, 2014



Secretary of the Commonwealth

A TRUE COPY