

Report of the Performance and Asset Management Advisory Council

MassDOT-Highway Division
January 20, 2016

Purpose of the Report

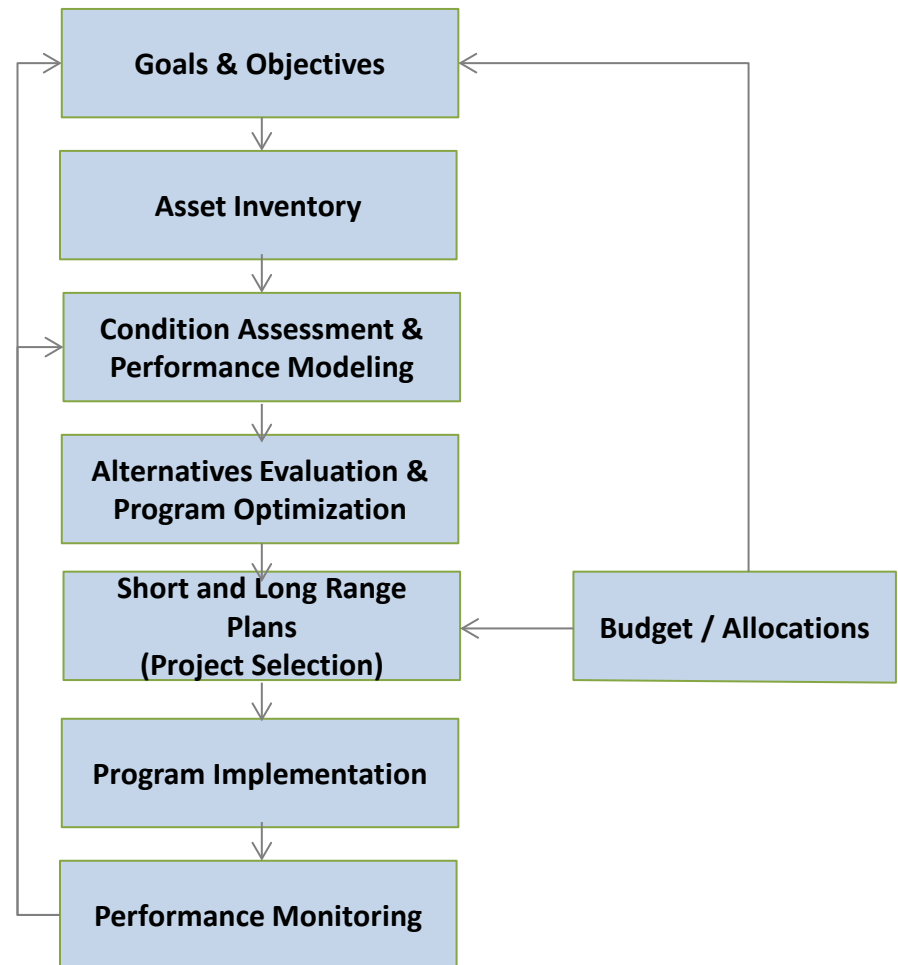
The report does:

- ✓ Establish asset inventory
- ✓ Assess current condition
- ✓ Model performance over time given investment levels
- ✓ Assist in developing investment portfolios

The report does not:

- x Establish performance goals
- x Establish short term and long term investment plans

Asset Management Decision Making Process



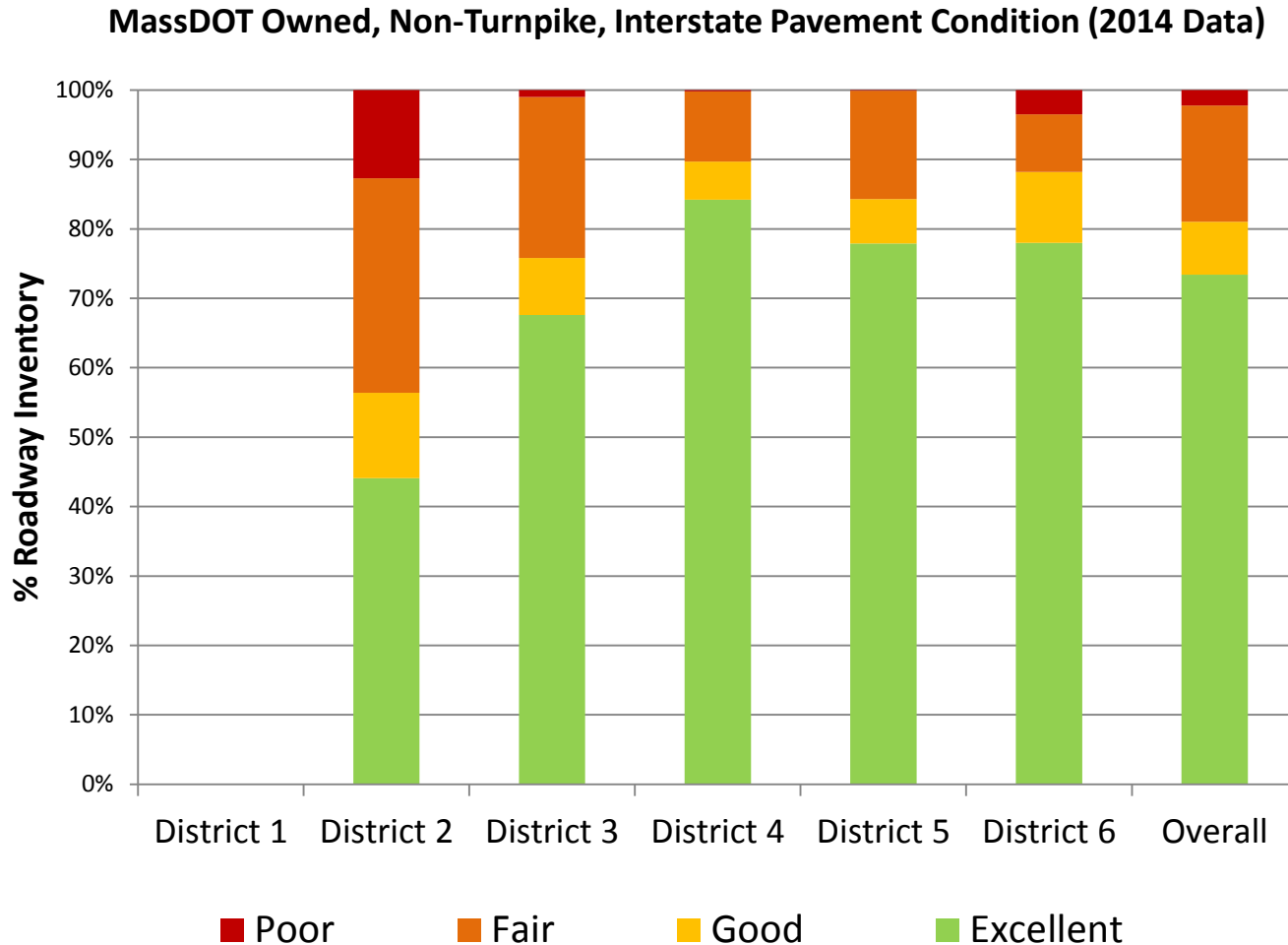
Contained in the Report

- **Interstate and Non-interstate Pavement**
 - Inventory, Condition, Value
 - Network Performance at Varying Investment Levels
- **Bridge Assets**
 - Inventory, Condition, Value
 - SD Trends based on Varying Investment Levels
- **Other Assets**
 - Tunnels, Ancillary Structures, Curb Ramps, Traffic Signs, Traffic Signals
- **Next Steps**

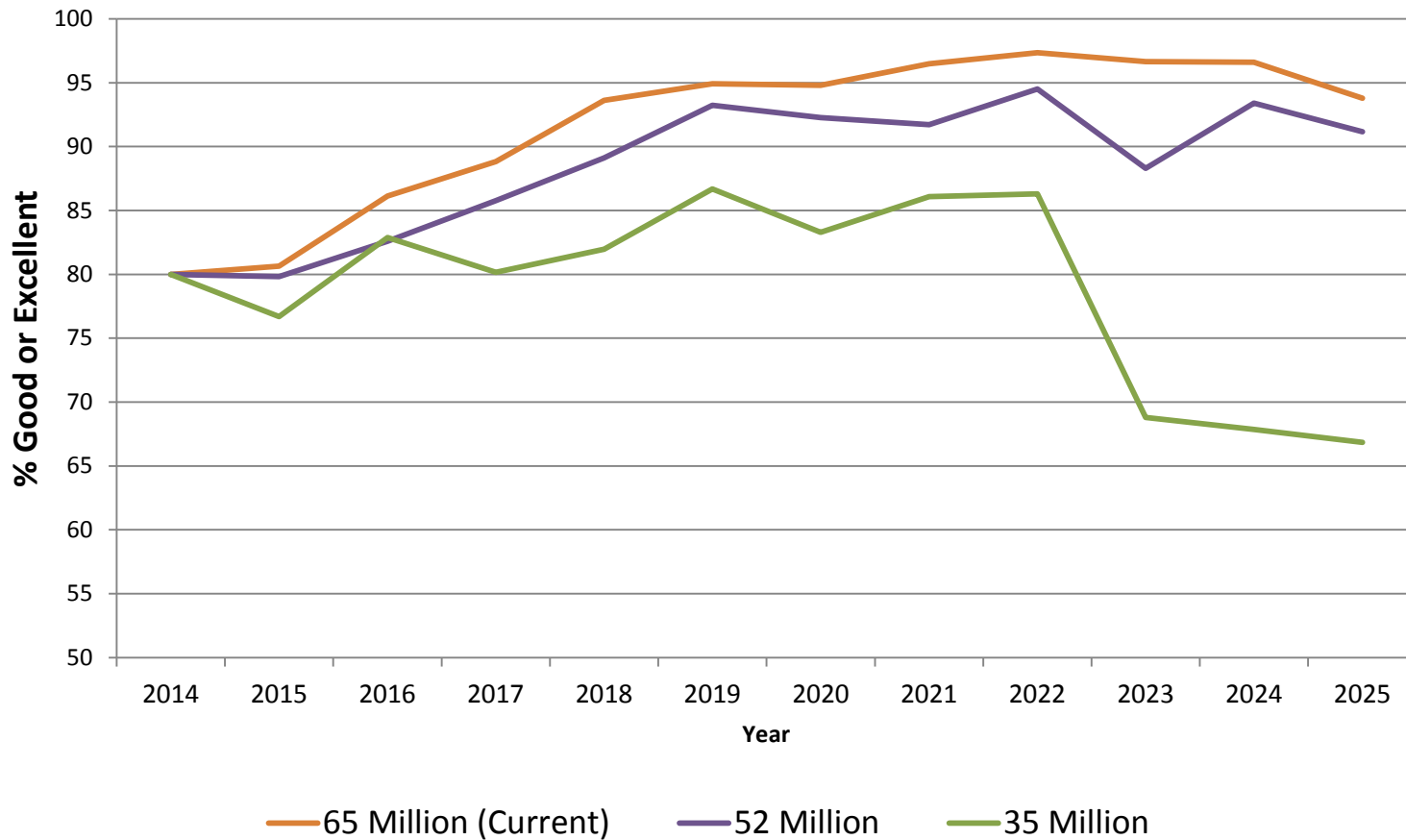
Pavement Highlights

- Highway Division is responsible for managing \$22.5 billion in pavement assets
- Condition is assessed based on Pavement Serviceability Index (0-5) and translated to Poor/Fair/Good/Excellent scale.

Statewide, 81 percent of the MassDOT-owned, non-turnpike Interstate system in Massachusetts is considered to be in good or excellent condition.



Interstate Pavement Network Performance Outcomes Given Varying Investment Levels (December 2015 Model, 2014 Pavement Data)



Bridge Highlights

- Highway Division is responsible for managing \$10.8 billion in bridge assets
- Condition is assessed based on NBIS Structural Evaluation Scale and categorized as SD or non-SD
- ABP program has been very successful in reducing our SD bridge count statewide, but report shows that continued investment is needed

