


**A Statistical Description of Releases  
From Institutions and the Jurisdiction of the  
Massachusetts Department of Correction  
During 1997**

Massachusetts Department of Correction



**A. Paul Cellucci**

*Governor*

**Jane Perlov**

*Secretary of Public Safety*

**Michael T. Maloney**

*Commissioner*

**Kathleen M. Dennehy**

*Deputy Commissioner*

September 1999



*Author:*  
**Research and Planning Division**

*Prepared by:*  
**Jennifer Dolan Bilbe**

**Rhiana Kohl, Ph.D., Director**

**Massachusetts Department of Correction  
Research and Planning Division**

MCI-Concord/SFU Building  
PO Box 9125  
Concord, MA 01742  
(617) 727-8857 (phone)  
(617) 727-0839 (fax)  
[www.state.ma.us/doc/](http://www.state.ma.us/doc/)

## **Acknowledgments**

The publication of this report would not be possible without the assistance of many divisions and individuals within the Department of Correction. The Research and Planning Division would like to thank the Department of Correction's Central and Institutional Records and Programming staff for providing Research and Planning with access to the necessary paper and automated files used to produce this report.

Barbara Ann Hartwell's assistance with checking the data in this report is greatly appreciated.

This report is accessible on the DOC website at [www.state.ma.us/doc/](http://www.state.ma.us/doc/) and is also available at the following libraries: Massachusetts State Library; Library of Congress, Washington D.C.; Boston Public Library; University of Massachusetts, Amherst; Springfield City Library; and Worcester Public Library.

If you have any questions regarding this report, please contact the Research and Planning Division.

Publication Number: 18071-41-75-9/99-3.17-C.R.

## **Executive Summary**

The 1997 release report marks the first year in which an expanded definition of releases is utilized. Please see the introduction to this report for an explanation of the new definition. Due to this change, comparisons to past years are made on the basis of the prior definition, that is, *releases to the street from DOC facilities only*.

The total number of criminally sentenced individuals released from the jurisdiction of the Department of Correction in 1997 was 3,869. The breakdown by gender was 2,879 males (74%) and 990 females (26%). The largest racial/ethnic group represented was Caucasian (51%), followed by African American (26%) and Hispanic (21%). The average age of an inmate released in 1997 was 33 years old, and ranged from 17 to 76 years of age. The average age at incarceration was 30 years old.

## **Highlights**

- Of the 3,869 releases in 1997, 2,982 (77%) of those were releases to the street from DOC facilities. This represents a two percent decrease of releases to the street from 1996.
- There was an eight percent decrease from 1996 in the number of female releases to the street from DOC facilities, while male releases to the street increased by only two cases.
- Thirty-five percent of releases to the street from DOC facilities were paroled to the street, a decline from the 39 percent recorded in 1993. Also in 1997, 65 percent of those inmates released to the street from DOC facilities were by expiration of sentence or good conduct discharge as compared with 61 percent in 1993.
- Forty-seven percent (N=1,060) of the males released to the street from DOC facilities in 1997 were from lower security compared to 54 percent (N=1,210) in 1996. Seventy-nine percent of females released to the street were from medium security institutions.
- In 1997, release by good conduct discharge and expiration of sentence to the street accounted for 52% of all releases, while 28% of all releases were paroled to the street.
- In 1997, 46 percent of released inmates were between the ages of 25 and 34. Thirty-nine percent of the releases were inmates 35 years old or older. Fourteen percent of the releases were under 25 years old.
- Forty-one percent of releases were serving a sentence for a violent crime. Twenty-six percent of releases were serving a sentence for drug offenses, 18 percent were for property offenses, and 14 percent for other offenses.
- In 1997, six percent of releases were released from a Massachusetts county facility or a correctional facility in another state.
- The average time served for an inmate released in 1997 was fifty-one months for those whose committing institution was Cedar Junction, fifty-six months for those with a committing institution of Concord, and eight months for inmates with a committing institution of Framingham.
- Thirty-nine percent of 1997 releases were serving only one sentence.

## **Table of Contents**

<b>Acknowledgments</b> .....	<b>i</b>
<b>Executive Summary</b> .....	<b>ii</b>
<b>Table of Contents</b> .....	<b>iii</b>
<b>Introduction</b> .....	<b>iv</b>
<b>Demographic Characteristics of the 1997 Release Population</b> .....	<b>1</b>
Table 1: Gender .....	2
Table 2: Race/Ethnicity .....	2
Table 3: Marital Status.....	2
Table 4: Age at Incarceration.....	3
Table 5: Age at Release.....	4
<b>Current Offense Categories</b> .....	<b>5</b>
Table 6: Current Offense: General Categories .....	6
Table 7: Person Offenses.....	7
Table 8: Sex Offenses .....	8
Table 9: Property Offenses.....	9
Table 10: Drug Offenses .....	10
Table 11: Other Offenses.....	11
<b>Sentencing, Release Characteristics, and Security Levels</b> .....	<b>12</b>
Table 12: Minimum Sentence .....	13
Table 13: Maximum Sentence .....	14
Table 14: Type of Sentence .....	15
Table 15: Sentence Count.....	15
Table 16: Court From Which Committed .....	16
Table 17: Jail Credit Days .....	16
Table 18: Type of Release .....	17
Table 19: Time Served With Jail Credits.....	17
Table 20: Average Time Served in Months, Until First Release, by Present Offense and Committing Institution: 1997 Releases .....	18
Table 21: Releases from DOC Facilities by Institution and Security Level.....	19
<b>Trends in Releases to the Street</b> .....	<b>20</b>
Figure 1: DOC Releases to the Street: 1988 to 1997.....	21
Table 22: Gender of Releases to the Street: 1993 to 1997.....	21
Table 23: Type of Sentence of Releases to the Street: 1993 to 1997.....	22
Figure 2: Type of Sentence of Releases to the Street, Males, 1993 to 1997 .....	23
Figure 3: Type of Sentence of Releases to the Street, Females, 1993 to 1997.....	23
Table 24: Type of Release to the Street: 1993 to 1997.....	24
Figure 4: Type of Release to the Street by Gender, 1993 to 1997.....	24
Table 25: Security Level of Releasing Institution of Releases to the Street: 1993 to 1997.....	25
Figure 5: Security Level of Releasing Institution of Releases to the Street: 1993 to 1997 .....	25
Table 26: Average Time Served in Months, Until First Release, For Releases to the Street, by Committing Institution: 1993 to 1997.....	26
<b>Glossary</b> .....	<b>27</b>
<b>Appendix</b> .....	<b>31</b>

## **Introduction**

This report is a statistical description of releases from facilities and the jurisdiction of the Massachusetts Department of Correction (DOC) during 1997. This report, in conformity with past release reports, includes **those individuals who were released to the street by the authority of the Parole Board, by expiration of sentence, or by a certificate of discharge.**

However, commencing with 1997, the DOC release report also includes:

- ⇒ **Individuals released via parole or good conduct discharge to other jurisdictions such as another state, federal authority, or immigration;**
- ⇒ **Individuals released to another sentence at the Department of Correction or a Massachusetts House of Correction;**
- ⇒ **Individuals released to a civil commitment at the Department of Correction;**
- ⇒ **Individuals released to a warrant;**
- ⇒ **Individuals who were sentenced to the Department of Correction, but transferred to another correctional authority and thereafter released;**
- ⇒ **Individuals transferred from other authorities who were subsequently released to the street from a DOC facility.**

Excluded from this report are individuals who were released by a court order, those that may have escaped from a DOC facility or died in custody. Also excluded are individuals who were civilly committed and detainees who were released during the year. Individuals who were released more than once during 1997 are counted as separate cases.

The first three sections of this report present tables which contain information on all release types listed above with respect to personal background characteristics, the nature of the current offense, and release characteristics for these individuals. All tables are broken down by gender. Please note that due to rounding, some percentages in the tables may not add to 100%.

The fourth section of this report displays trend information over the last five years, 1993 to 1997, and includes one ten year trend graph. The information in this trend section is based on the 'old' definition of releases, that is, *releases to the street from DOC facilities only* (herein 'releases to the street').

The data contained in this report were derived from the inmate database maintained by the Department of Correction. Please note that much of the personal background data of the offenders are self-reported, and due to lack of reliable or complete information some variables reported in past years are not reported this year. Also, individuals may be incarcerated for multiple offenses. The offense reported is that which is associated with the sentence that governs the inmate's maximum discharge date.

Please note that the glossary at the end of this report contains explanations of certain terms used in this report.

---

Demographic Characteristics  
of the 1997 Release Population

---

**Table 1**

**Gender**

	<b>N</b>	<b>(%)</b>
Male	2,879	74
Female	990	26
<b>Total</b>	<b>3,869</b>	<b>100</b>

**Table 2**

**Race/Ethnicity**

	<b>Female</b>	<b>(%)</b>	<b>Male</b>	<b>(%)</b>	<b>Total</b>	<b>(%)</b>
Caucasian	646	65	1,336	46	1,982	51
African American	165	17	852	30	1,017	26
Hispanic	171	17	658	23	829	21
Asian	6	1	27	1	33	1
American Indian	2	0	6	0	8	0
<b>Total</b>	<b>990</b>	<b>100</b>	<b>2,879</b>	<b>100</b>	<b>3,869</b>	<b>100</b>

**Table 3**

**Marital Status (Self-Reported)**

	<b>Female</b>	<b>(%)</b>	<b>Male</b>	<b>(%)</b>	<b>Total</b>	<b>(%)</b>
Single	603	61	2,052	71	2,655	69
Married	120	12	467	16	587	15
Divorced	145	15	181	6	326	8
Separated	87	9	64	2	151	4
Unknown	7	1	102	4	109	3
Widow-Widower	26	3	7	0	33	1
Partner/Live-in	2	0	6	0	8	0
<b>Total</b>	<b>990</b>	<b>100</b>	<b>2,879</b>	<b>100</b>	<b>3,869</b>	<b>100</b>

Table 4

**Age at Incarceration**

	<b>Female</b>	<b>(%)</b>	<b>Male</b>	<b>(%)</b>	<b>Total</b>	<b>(%)</b>
16 Years	0	0	3	0	3	0
17 Years	6	1	42	1	48	1
18 Years	7	1	124	4	131	3
19 Years	15	2	138	5	153	4
20 Years	15	2	154	5	169	4
21 Years	18	2	173	6	191	5
22 Years	14	1	148	5	162	4
23 Years	28	3	135	5	163	4
24 Years	33	3	150	5	183	5
25 to 29 Years	214	22	657	23	871	23
30 to 34 Years	257	26	527	18	784	20
35 to 39 Years	214	22	311	11	525	14
40 to 44 Years	108	11	163	6	271	7
45 to 49 Years	40	4	93	3	133	3
50 to 54 Years	17	2	36	1	53	1
55 to 59 Years	4	0	16	1	20	1
60 to 64 Years	0	0	6	0	6	0
65 to 69 Years	0	0	2	0	2	0
70 Years or Older	0	0	1	0	1	0
<b>Total</b>	<b>990</b>	<b>100</b>	<b>2,879</b>	<b>100</b>	<b>3,869</b>	<b>100</b>

Age at Incarceration:

The median age was 29 years.

The average age was 30 years.

The age range was 16 to 73 years.



**Table 5**

**Age at Release**

	<b>Female</b>	<b>(%)</b>	<b>Male</b>	<b>(%)</b>	<b>Total</b>	<b>(%)</b>
17 Years	2	0	1	0	3	0
18 Years	8	1	9	0	17	0
19 Years	6	1	25	1	31	1
20 Years	16	2	43	1	59	2
21 Years	20	2	76	3	96	2
22 Years	13	1	80	3	93	2
23 Years	20	2	95	3	115	3
24 Years	24	2	119	4	143	4
25 to 29 Years	211	21	677	24	888	23
30 to 34 Years	253	26	652	23	905	23
35 to 39 Years	224	23	517	18	741	19
40 to 44 Years	121	12	290	10	411	11
45 to 49 Years	47	5	148	5	195	5
50 to 54 Years	18	2	87	3	105	3
55 to 59 Years	7	1	33	1	40	1
60 to 64 Years	0	0	18	1	18	0
65 to 69 Years	0	0	4	0	4	0
70 Years or Older	0	0	5	0	5	0
<b>Total</b>	<b>990</b>	<b>100</b>	<b>2,879</b>	<b>100</b>	<b>3,869</b>	<b>100</b>

Age at Release:

The median age was 32 years.

The average age was 33 years.

The age range was 17 to 76 years.

---

## Current Offense Categories

---

**Table 6**

**Current Offense: General Categories**

	<b>Female</b>	<b>(%)</b>	<b>Male</b>	<b>(%)</b>	<b>Total</b>	<b>(%)</b>
Person	140	14	1,170	41	1,310	34
Sex	8	1	270	9	278	7
Property	252	25	451	16	703	18
Drug	274	28	745	26	1,019	26
Other	316	32	243	8	559	14
<b>Total</b>	<b>990</b>	<b>100</b>	<b>2,879</b>	<b>100</b>	<b>3,869</b>	<b>100</b>

**Table 7**

**Person Offenses**

	<b>Female</b>	<b>(%)</b>	<b>Male</b>	<b>(%)</b>	<b>Total</b>	<b>(%)</b>
Not a Person Offense	850	86	1,709	59	2,559	66
Armed Robbery	13	1	445	15	458	12
A&B Dangerous Weapon	20	2	161	6	181	5
Unarmed Robbery	5	1	157	5	162	4
Armed Asslt W/Int to Rob/Murder	5	1	94	3	99	3
Assault/A&B	57	6	30	1	87	2
Manslaughter	5	1	67	2	72	2
Asslt Dangerous Weapon	14	1	38	1	52	1
Unarmed Robbery, Victim 60+	3	0	32	1	35	1
Assault W/Intent to Murder	1	0	20	1	21	1
Armed Assault in Dwelling	0	0	20	1	20	1
Kidnapping	2	0	15	1	17	0
Accessory Before/After the Fact	4	0	11	0	15	0
Mayhem	1	0	12	0	13	0
Murder 2	0	0	10	0	10	0
Vehicular Homicide	2	0	9	0	11	0
Other Person Offense	0	0	11	0	11	0
Unarmed Assault to Rob	1	0	8	0	9	0
Conspiracy	0	0	9	0	9	0
Attempted Murder	0	0	6	0	6	0
Carjacking	2	0	3	0	5	0
Stalking	3	0	1	0	4	0
Murder 1	1	0	2	0	3	0
Extortion	0	0	3	0	3	0
Armed Asslt W/Int to Rob/Murder, Victim 60+	1	0	1	0	2	0
Civil Rights Violation	0	0	2	0	2	0
Assault Dangerous Weapon, Victim 60+	0	0	1	0	1	0
Stealing by Confining or Putting in Fear	0	0	1	0	1	0
A&B W/Injury, Child Under 14	0	0	1	0	1	0
<b>Total</b>	<b>990</b>	<b>100</b>	<b>2,879</b>	<b>100</b>	<b>3,869</b>	<b>100</b>

Please note: the offenses are arranged in descending order by offense total.

**Table 8**

**Sex Offenses**

	<b>Female</b>	<b>(%)</b>	<b>Male</b>	<b>(%)</b>	<b>Total</b>	<b>(%)</b>
Not a Sex Offense	982	99	2,609	91	3,591	93
Rape of Child <16, Statutory	4	0	70	2	74	2
Rape	1	0	51	2	52	1
Rape of Child <16, W/Force	0	0	47	2	47	1
Aggravated Rape	0	0	37	1	37	1
Indecent A&B on Child <14	1	0	30	1	31	1
Assault W/Intent to Rape	0	0	22	1	22	1
Indecent A&B, Victim 14+	0	0	8	0	8	0
Assault W/Intent to Rape, Child <16	0	0	4	0	4	0
Unnatural Act	2	0	0	0	2	0
Child Pornography	0	0	1	0	1	0
<b>Total</b>	<b>990</b>	<b>100</b>	<b>2,879</b>	<b>100</b>	<b>3,869</b>	<b>100</b>

Please note: the offenses are arranged in descending order by offense total.

**Table 9**

**Property Offenses**

	<b>Female</b>	<b>(%)</b>	<b>Male</b>	<b>(%)</b>	<b>Total</b>	<b>(%)</b>
Not a Property Offense	738	75	2,428	84	3,166	82
Unarmed Burglary/Breaking & Entering	21	2	257	9	278	7
Larceny	85	9	39	1	124	3
Shoplifting	47	5	9	0	56	1
Vehicle Theft	18	2	37	1	55	1
Arson	4	0	40	1	44	1
Forgery & Uttering	27	3	13	0	40	1
Larceny From Person	22	2	5	0	27	1
Receiving Stolen Goods	13	1	11	0	24	1
Armed Burglary	0	0	18	1	18	0
Destruction of Property	3	0	10	0	13	0
Fraud	7	1	0	0	7	0
Possession of Burglary Tools	0	0	6	0	6	0
Larceny From Person Over 64	4	0	1	0	5	0
Common & Notorious Thief	1	0	3	0	4	0
Illegal Duplication of Recordings	0	0	1	0	1	0
Common Receiver of Stolen Goods	0	0	1	0	1	0
<b>Total</b>	<b>990</b>	<b>100</b>	<b>2,879</b>	<b>100</b>	<b>3,869</b>	<b>100</b>

Please note: the offenses are arranged in descending order by offense total.

**Table 10**

**Drug Offenses**

	<b>Female</b>	<b>(%)</b>	<b>Male</b>	<b>(%)</b>	<b>Total</b>	<b>(%)</b>
Not A Drug Offense	716	72	2,134	74	2,850	74
Being Present Where Heroin Is Kept	6	1	0	0	6	0
Possession Of Hypodermic Instrument	22	2	0	0	22	1
Conspiracy To Violate Drug Law	14	1	23	1	37	1
Controlled Substance - No Class Specified	93	9	8	0	101	3
Controlled Substance - Class A	5	1	12	0	17	0
Controlled Substance - Class B	3	0	20	1	23	1
Controlled Substance - Class C	0	0	1	0	1	0
Controlled Substance - Class D	0	0	5	0	5	0
Fraudulent Prescriptions	1	0	1	0	2	0
Class A - Poss W/Int To Distribute	37	4	121	4	158	4
*Class A - Poss W/Int To Distribute, Subsequent	0	0	18	1	18	0
Class B - Poss W/Int To Distribute	57	6	139	5	196	5
*Class B - Poss W/Int To Distribute, Subsequent	0	0	24	1	24	1
*Specific Class B - Poss W/Int To Distribute	11	1	99	3	110	3
*Specific Class B - Poss W/Int To Distribute, Subsequent	0	0	4	0	4	0
Class C - Poss W/Int to Distribute	0	0	1	0	1	0
*Class C - Poss W/Int to Distribute, Subsequent	0	0	1	0	1	0
*Marijuana - Trafficking 50-100 Lbs	0	0	3	0	3	0
*Marijuana - Trafficking 100-2,000 Lbs	1	0	0	0	1	0
*Specific Class B - Trafficking 14-28 Grams	7	1	94	3	101	3
*Specific Class B - Trafficking 28-100 Grams	6	1	80	3	86	2
*Specific Class B - Trafficking 100-200 Grams	0	0	12	0	12	0
*Specific Class B - Trafficking 200+ Grams	1	0	15	1	16	0
*Class A - Trafficking 28-100 Grams	0	0	4	0	4	0
*Class A - Trafficking 200+ Grams	1	0	1	0	2	0
Class D - Poss W/Int To Distribute	4	0	2	0	6	0
*Drug Violation, School/Park	5	1	55	2	60	2
Theft Of Drugs	0	0	1	0	1	0
Counterfeit Drugs-Poss W/Int to Distribute	0	0	1	0	1	0
<b>Total</b>	<b>990</b>	<b>100</b>	<b>2,879</b>	<b>100</b>	<b>3,869</b>	<b>100</b>

\* Denotes an offense which carries a mandatory sentence.

Please note: the offenses are arranged in order by drug violation category.

**Table 11**

**Other Offenses**

	<b>Female</b>	<b>(%)</b>	<b>Male</b>	<b>(%)</b>	<b>Total</b>	<b>(%)</b>
Not an Other Offense	674	68	2,636	92	3,310	86
OUI, Alcohol or Drugs	80	8	149	5	229	6
Prostitution	85	9	0	0	85	2
Other Motor Vehicle Offenses	65	7	8	0	73	2
Decency/Public Peace Crimes	51	5	0	0	51	1
Carry a Firearm W/Out License	1	0	34	1	35	1
Other Weapons Offense	2	0	20	1	22	1
Attempt to Commit Crime	8	1	10	0	18	0
Violation of Court Order	7	1	3	0	10	0
Escape	0	0	8	0	8	0
Leave Scene of Vehicular Accident	6	1	2	0	8	0
Operating Under Influence W/Injury	2	0	5	0	7	0
Trespassing	4	0	0	0	4	0
Delivering/Receiving Articles to/from Inmates	3	0	0	0	3	0
Use of Firearm For Felony	0	0	1	0	1	0
Defacing Firearm	0	0	1	0	1	0
Violation of Restraining Order	0	0	1	0	1	0
Obstruction of Justice	1	0	0	0	1	0
Miscellaneous Other Offense	0	0	1	0	1	0
Resisting Arrest	1	0	0	0	1	0
<b>Total</b>	<b>990</b>	<b>100</b>	<b>2,879</b>	<b>100</b>	<b>3,869</b>	<b>100</b>

Please note: the offenses are arranged in descending order by offense total.



---

Sentencing, Release Characteristics,  
and Security Levels

---

**Table 12**

**Minimum Sentence**

	<b>Female</b>	<b>(%)</b>	<b>Male</b>	<b>(%)</b>	<b>Total</b>	<b>(%)</b>
Less Than 1 Year	1	0	3	0	4	0
1 to Less Than 2 Years	19	2	173	6	192	5
2 to Less Than 3 Years	15	2	216	8	231	6
3 to Less Than 4 Years	27	3	414	14	441	11
4 to Less Than 5 Years	7	1	212	7	219	6
5 to Less Than 6 Years	14	1	307	11	321	8
6 to Less Than 7 Years	6	1	236	8	242	6
7 to Less Than 8 Years	3	0	141	5	144	4
8 to Less Than 9 Years	2	0	91	3	93	2
9 to Less Than 10 Years	8	1	157	5	165	4
10 to Less Than 11 Years	2	0	88	3	90	2
11 to Less Than 12 Years	0	0	5	0	5	0
12 to Less Than 13 Years	3	0	64	2	67	2
13 to Less Than 14 Years	0	0	1	0	1	0
14 to Less Than 15 Years	0	0	4	0	4	0
15 to Less Than 16 Years	2	0	57	2	59	2
16 to Less Than 17 Years	0	0	3	0	3	0
17 to Less Than 18 Years	0	0	1	0	1	0
18 to Less Than 19 Years	0	0	23	1	23	1
19 to Less Than 20 Years	0	0	6	0	6	0
20 Years or More	0	0	12	0	12	0
Life	1	0	11	0	12	0
No Minimum	880	89	654	23	1,534	40
<b>Total</b>	<b>990</b>	<b>100</b>	<b>2,879</b>	<b>100</b>	<b>3,869</b>	<b>100</b>

**Table 13**

**Maximum Sentence**

	<b>Female</b>	<b>(%)</b>	<b>Male</b>	<b>(%)</b>	<b>Total</b>	<b>(%)</b>
Less Than 1 Year	599	61	96	3	695	18
1 to Less Than 2 Years	193	19	175	6	368	10
2 to Less Than 3 Years	90	9	247	9	337	9
3 to Less Than 4 Years	19	2	233	8	252	7
4 to Less Than 5 Years	4	0	36	1	40	1
5 to Less Than 6 Years	32	3	464	16	496	13
6 to Less Than 7 Years	3	0	93	3	96	2
7 to Less Than 8 Years	6	1	224	8	230	6
8 to Less Than 9 Years	4	0	86	3	90	2
9 to Less Than 10 Years	1	0	74	3	75	2
10 to Less Than 11 Years	25	3	600	21	625	16
11 to Less Than 12 Years	0	0	6	0	6	0
12 to Less Than 13 Years	4	0	126	4	130	3
13 to Less Than 14 Years	0	0	3	0	3	0
14 to Less Than 15 Years	0	0	1	0	1	0
15 to Less Than 16 Years	5	1	175	6	180	5
16 to Less Than 17 Years	0	0	0	0	0	0
17 to Less Than 18 Years	1	0	2	0	3	0
18 to Less Than 19 Years	0	0	16	1	16	0
19 to Less Than 20 Years	0	0	1	0	1	0
20 Years or More	3	0	209	7	212	5
Life*	1	0	12	0	13	0
<b>Total</b>	<b>990</b>	<b>100</b>	<b>2,879</b>	<b>100</b>	<b>3,869</b>	<b>100</b>

\* One individual released was serving a minimum term of years and a maximum term of life.

**Table 14**

**Type of Sentence**

	<b>Female</b>	<b>(%)</b>	<b>Male</b>	<b>(%)</b>	<b>Total</b>	<b>(%)</b>
State Prison	110	11	2,225	77	2,335	60
County	852	86	328	11	1,180	30
Reformatory	28	3	324	11	352	9
Other State, Federal	0	0	2	0	2	0
<b>Total</b>	<b>990</b>	<b>100</b>	<b>2,879</b>	<b>100</b>	<b>3,869</b>	<b>100</b>

**Table 15**

**Sentence Count**

	<b>Female</b>	<b>(%)</b>	<b>Male</b>	<b>(%)</b>	<b>Total</b>	<b>(%)</b>
One	380	38	1,117	39	1,497	39
Two	221	22	668	23	889	23
Three	136	14	398	14	534	14
Four	76	8	246	9	322	8
Five to Nine	142	14	353	12	495	13
Ten to Nineteen	31	3	83	3	114	3
Twenty or More	4	0	14	0	18	0
<b>Total</b>	<b>990</b>	<b>100</b>	<b>2,879</b>	<b>100</b>	<b>3,869</b>	<b>100</b>

**Table 16**

**Court From Which Committed**

	<b>Female</b>	<b>(%)</b>	<b>Male</b>	<b>(%)</b>	<b>Total</b>	<b>(%)</b>
Barnstable Superior	2	0	57	2	59	2
Berkshire Superior	5	1	66	2	71	2
Bristol Superior	5	1	177	6	182	5
Dukes Superior	0	0	3	0	3	0
Essex Superior	18	2	225	8	243	6
Franklin Superior	0	0	25	1	25	1
Hampden Superior	22	2	346	12	368	10
Hampshire Superior	0	0	28	1	28	1
Middlesex Superior	16	2	403	14	419	11
Nantucket Superior	0	0	1	0	1	0
Norfolk Superior	5	1	101	4	106	3
Plymouth Superior	5	1	104	4	109	3
Suffolk Superior	22	2	620	22	642	17
Worcester Superior	27	3	337	12	364	9
District Courts	835	84	23	1	858	22
Other Jurisdictions	9	1	288	10	297	8
From and After Sentence	19	2	75	3	94	2
<b>Total</b>	<b>990</b>	<b>100</b>	<b>2,879</b>	<b>100</b>	<b>3,869</b>	<b>100</b>

**Table 17**

**Jail Credit Days**

	<b>Female</b>	<b>(%)</b>	<b>Male</b>	<b>(%)</b>	<b>Total</b>	<b>(%)</b>
None	551	56	718	25	1,269	33
1 to 10 Days	65	7	190	7	255	7
11 to 50 Days	239	24	314	11	553	14
51 to 100 Days	77	8	292	10	369	10
101 to 150 Days	14	1	375	13	389	10
151 to 200 Days	15	2	297	10	312	8
Over 200 Days	29	3	693	24	722	19
<b>Total</b>	<b>990</b>	<b>100</b>	<b>2,879</b>	<b>100</b>	<b>3,869</b>	<b>100</b>

**Table 18**

**Type of Release**

	<b>Female</b>	<b>(%)</b>	<b>Male</b>	<b>(%)</b>	<b>Total</b>	<b>(%)</b>
GCD/Release to Street	229	23	1,485	52	1,714	44
Parole to Street	255	26	841	29	1,096	28
Expiration of Sentence to Street	275	28	46	2	321	8
GCD/Release to Warrant	60	6	81	3	141	4
Expiration to Warrant	123	12	3	0	126	3
GCD/Release to Immigration	6	1	112	4	118	3
GCD/Release to F&A at HOC	6	1	81	3	87	2
Parole to Immigration	3	0	82	3	85	2
GCD/Release to F&A at DOC	9	1	72	3	81	2
Expiration to DOC/HOC Sentence	19	2	5	0	24	1
GCD/Release to Federal Authority	0	0	14	0	14	0
Expiration to Civil Commit	0	0	13	0	13	0
Parole to Out of State	2	0	11	0	13	0
GCD/Release to Other State	2	0	10	0	12	0
GCD/Release to Civil Commit	0	0	9	0	9	0
Parole to Warrant	1	0	7	0	8	0
Parole to Federal Authority	0	0	5	0	5	0
Parole to F&A at HOC	0	0	1	0	1	0
Parole to Civil Commit	0	0	1	0	1	0
<b>Total</b>	<b>990</b>	<b>100</b>	<b>2,879</b>	<b>100</b>	<b>3,869</b>	<b>100</b>

**Table 19**

**Time Served With Jail Credits**

	<b>Female</b>	<b>(%)</b>	<b>Male</b>	<b>(%)</b>	<b>Total</b>	<b>(%)</b>
Less Than 6 Months	456	46	2	0	458	12
6 Months to Less Than 1 Year	117	12	50	2	167	4
1 to Less Than 2 Years	50	5	223	8	273	7
2 to Less Than 3 Years	21	2	393	14	414	11
3 to Less Than 5 Years	15	2	396	14	411	11
5 to Less Than 10 Years	9	1	333	12	342	9
10 to Less Than 15 Years	0	0	53	2	53	1
15 or More Years	0	0	17	1	17	0
Complex Sentence	322	33	1,412	49	1,734	45
<b>Total</b>	<b>990</b>	<b>100</b>	<b>2,879</b>	<b>100</b>	<b>3,869</b>	<b>100</b>

Table 20

**Average Time Served in Months, Until First Release,  
by Present Offense and Committing Institution, 1997 Releases**

Offense	Cedar Junction		Concord		Framingham	
	Mean	N	Mean	N	Mean	N
All Offenses	50.8	1408	55.5	59	7.8	668
Person	53.4	620	57.4	25	15.4	93
Sex	85.2	134	80.5	14	3.2	2
Property	39.4	168	42.6	8	4.7	158
Drug	42.7	444	30.1	9	12.1	180
Other	33.0	42	33.3	3	3.7	235
<b>Selected Offenses</b>						
Armed Robbery	51.8	215	50.9	13	25.5	8
A&B Dangerous Weapon	42.6	100	70.4	1	14.0	12
Unarmed Robbery	40.3	75	73.7	2	19.8	2
Armed Assault W/Int to Rob/Murder	48.3	53	71.7	2	35.3	4
Rape of Child <16, Statutory	71.5	33	86.9	4	-	-
Rape of Child <16, W/Force	96.5	23	59.9	3	-	-
Rape	104.9	22	129.2	1	-	-
Aggravated Rape	113.2	20	54.7	1	-	-
Unarmed Burglary/ Breaking & Entering	42.0	97	51.2	4	8.1	12
Larceny	30.9	15	12.6	1	3.9	50
Shoplifting	24.9	3	-	-	2.7	31
Vehicle Theft	27.8	19	61.1	1	6.7	11
CL B - Poss W/Int to Distribute	30.0	63	18.2	1	10.6	29
*Specific CL B - Trafficking 14-28 Grams	40.2	79	-	-	36.6	5
CL A - Poss W/Int to Distribute	31.6	58	65.8	1	15.8	22
*Specific CL B - Trafficking 28-100 Grams	62.1	72	-	-	63.0	5
Prostitution	-	-	-	-	3.2	66
Other Motor Vehicle Offenses	15.7	1	9.1	1	3.2	53
OUI, Alcohol or Drugs	30.1	2	-	-	4.8	51
Decency/Public Peace Crimes	-	-	-	-	2.4	40

**Selected Offenses:** indicates four offenses in each category with the most releases.

**Note:** *Time served analysis does not include all releases.* Individuals who were parole violators, were originally committed to another authority or serving complex sentences (forthwith, split, fines, or from and after sentences) were excluded from the analysis.

\* Denotes an offense which carries a mandatory sentence.

Table 21

**Releases from DOC Facilities by Institution and Security Level**

		Female (%)	Male (%)	Total (%)
Level 6	MCI-Cedar Junction	-	142	142
	<b>Subtotal</b>	-	<b>142</b>	<b>142</b>
Level 5	Old Colony Correctional Center	-	117	117
	<b>Subtotal</b>	-	<b>117</b>	<b>117</b>
Level 4	MCI-Concord	-	232	232
	MCI-Framingham	815	-	815
	MCI-Norfolk	-	213	213
	North Central Correctional Institution	-	182	182
	Southeastern Correctional Center (Medium)	-	261	261
	Bay State Correctional Center	-	7	7
	Massachusetts Boot Camp	-	78	78
	MCI-Shirley (Medium)	-	301	301
	Massachusetts Treatment Center	-	31	31
	Bridgewater State Hospital	-	18	18
	Shattuck Hospital Correctional Unit	1	1	2
	<b>Subtotal</b>	<b>816</b>	<b>1,324</b>	<b>2,140</b>
Level 3	MCI-Plymouth	-	86	86
	Northeastern Correctional Center	-	140	140
	*Southeastern Correctional Center (Minimum)	-	-	0
	MCI-Shirley (Minimum)	-	150	150
	Pondville Correctional Center	-	63	63
	Longwood Treatment Center	26	174	200
	Massachusetts Boot Camp	-	48	48
	<b>Subtotal</b>	<b>26</b>	<b>661</b>	<b>687</b>
Level 3/2	MCI-Lancaster	73	87	160
	South Middlesex Correctional Center	-	156	156
	<b>Subtotal</b>	<b>73</b>	<b>243</b>	<b>316</b>
Level 2	Boston Pre-Release Center	-	85	85
	Park Drive Pre-Release Center	-	48	48
	Hodder House	26	-	26
	<b>Subtotal</b>	<b>26</b>	<b>133</b>	<b>159</b>
Level 1	Charlotte House	19	-	19
	Houston House	12	-	12
	Pre-Parole Residential Environment Phase	5	53	58
	<b>Subtotal</b>	<b>36</b>	<b>53</b>	<b>89</b>
Maximum/Medium Security Subtotal (levels 4, 5, 6)		<b>816</b>	<b>1,583</b>	<b>2,399</b>
Minimum/Pre-Release Subtotal (levels 3, 3/2, 2, 1)		<b>161</b>	<b>1,090</b>	<b>1,251</b>
County Facilities		<b>11</b>	<b>183</b>	<b>194</b>
Other State/Federal Facilities		<b>2</b>	<b>23</b>	<b>25</b>
<b>Total</b>		<b>990</b>	<b>2,879</b>	<b>3,869</b>

\*Southeastern Correctional Center (Minimum) inmates are released from Southeastern Correctional Center (Medium)



---

## Trends in Releases to the Street

---

Figure 1

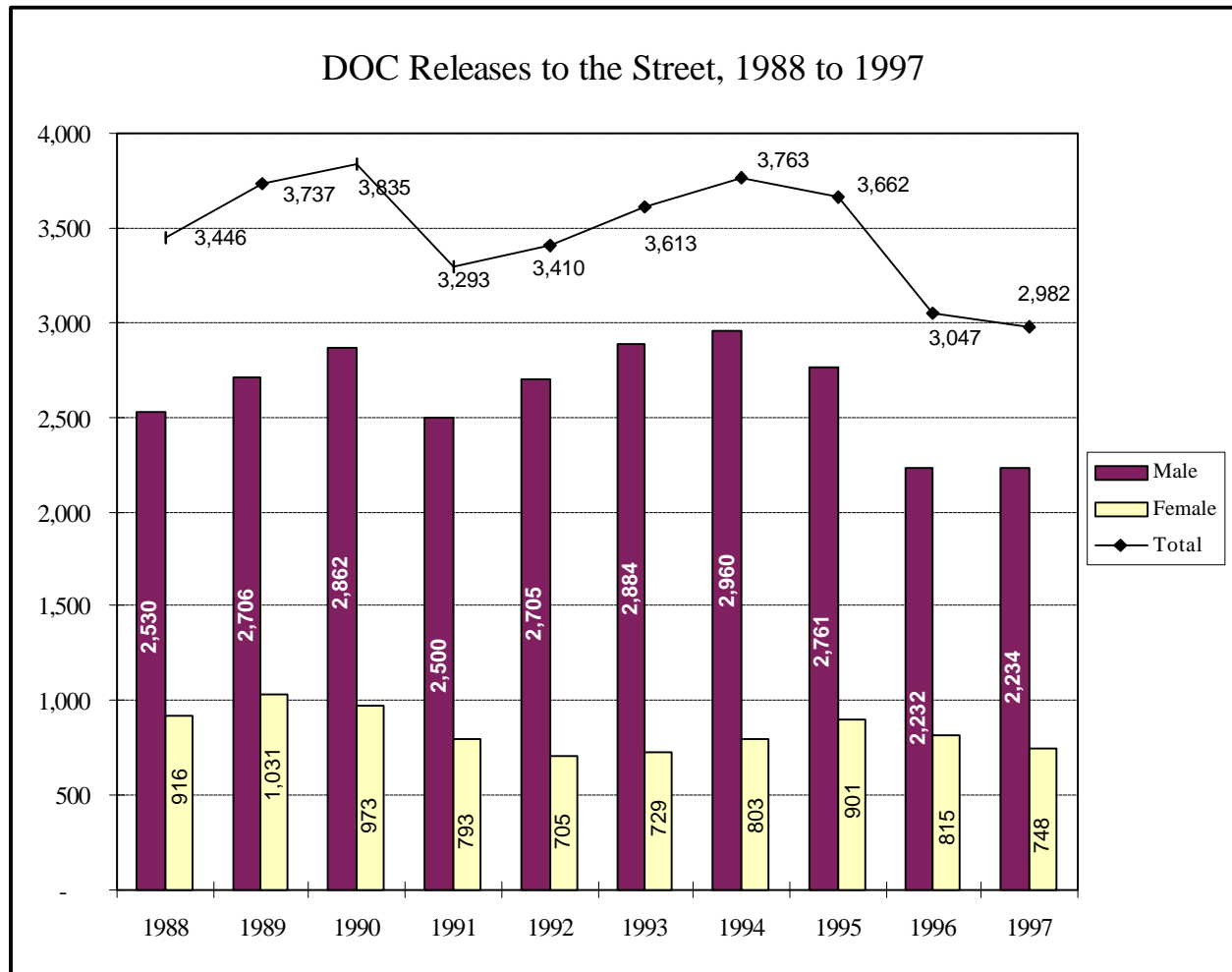


Table 22

**Gender of Releases to the Street: 1993 to 1997**

	1993		1994		1995		1996		1997		% Change '96 vs '97
	N	%	N	%	N	%	N	%	N	%	
Male	2,884	80	2,960	79	2,761	75	2,232	73	2,234	75	0
Female	729	20	803	21	901	25	815	27	748	25	-8
<b>Total</b>	<b>3,613</b>	<b>100</b>	<b>3,763</b>	<b>100</b>	<b>3,662</b>	<b>100</b>	<b>3,047</b>	<b>100</b>	<b>2,982</b>	<b>100</b>	<b>-2</b>

**Table 23**

**Type of Sentence of Releases to the Street: 1993 to 1997**

	1993		1994		1995		1996		1997		% Change '96 vs '97
	N	%	N	%	N	%	N	%	N	%	%
<b>Males</b>											
State Prison	1,714	59	1,796	61	1,796	65	1,543	69	1,673	75	8
Reformatory	797	28	742	25	562	20	396	18	261	12	-34
County	373	13	422	14	403	15	293	13	299	13	2
Other State/Feds	NA		NA		NA		NA		1	0	NA
<b>Total</b>	<b>2,884</b>	<b>100</b>	<b>2,960</b>	<b>100</b>	<b>2,761</b>	<b>100</b>	<b>2,232</b>	<b>100</b>	<b>2,234</b>	<b>100</b>	<b>0</b>
<b>Females</b>											
State Prison	113	16	100	12	106	12	83	10	81	11	-2
Reformatory	78	11	50	6	56	6	40	5	22	3	-45
County	538	74	653	81	739	82	692	85	645	86	-7
Other State/Feds	NA		NA		NA		NA		0	0	NA
<b>Total</b>	<b>729</b>	<b>100</b>	<b>803</b>	<b>100</b>	<b>901</b>	<b>100</b>	<b>815</b>	<b>100</b>	<b>748</b>	<b>100</b>	<b>-8</b>

Figure 2

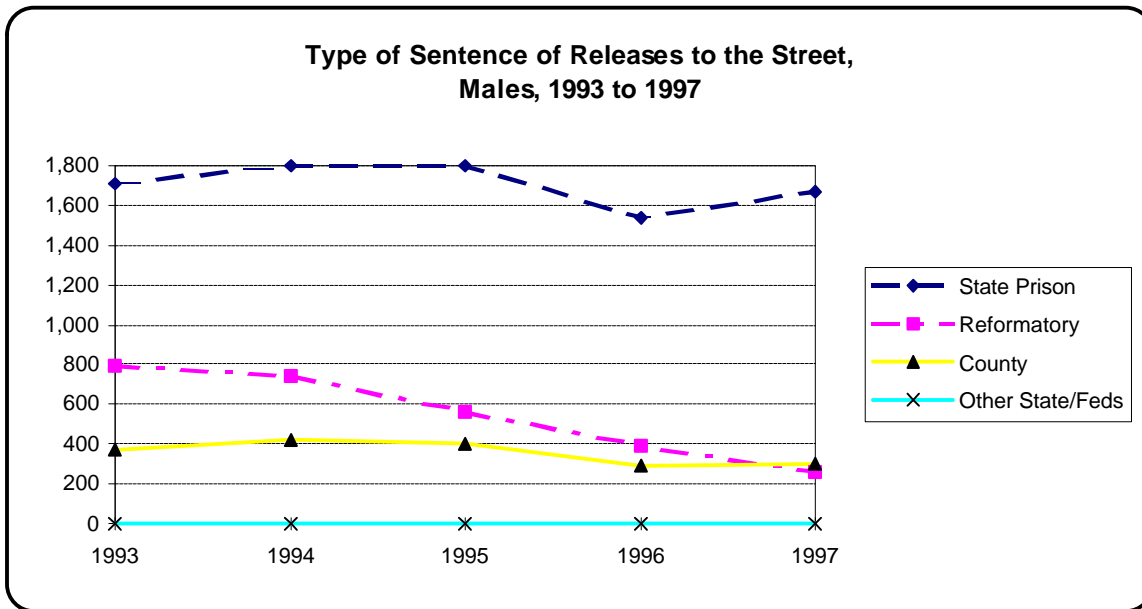


Figure 3

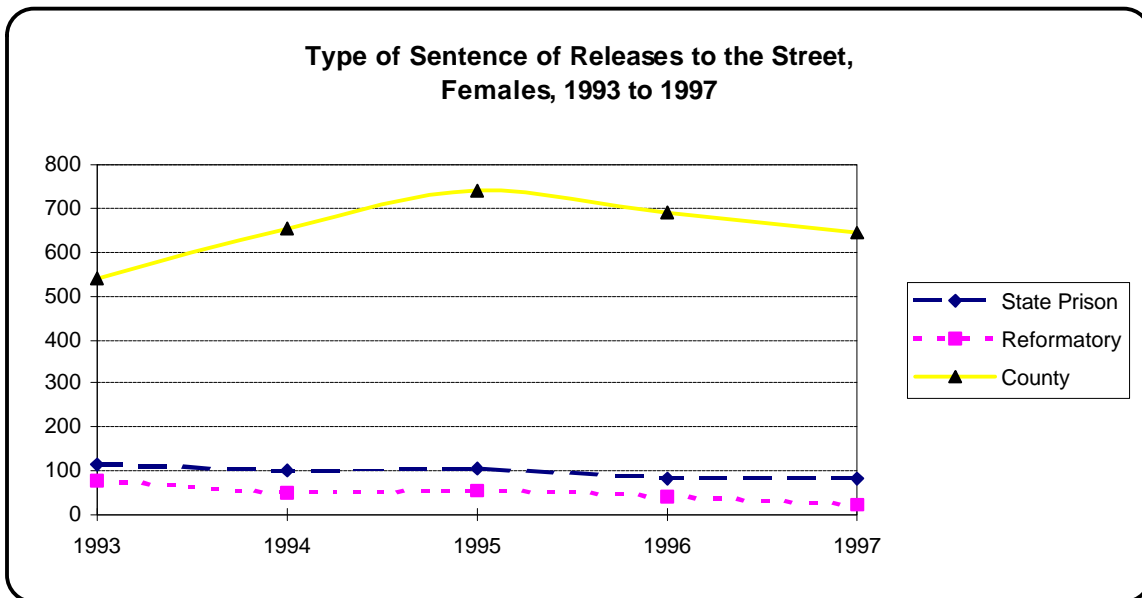


Table 24

**Type of Release to the Street: 1993 to 1997**

	1993		1994		1995		1996		1997		% Change
	N	%	N	%	N	%	N	%	N	%	'96 vs '97
<b>Males</b>											
Parole to Street	1,149	40	1,337	45	1,079	39	854	38	803	36	-6
Exp/Discharge to Street	1,735	60	1,623	55	1,682	61	1,378	62	1,431	64	4
<b>Total</b>	<b>2,884</b>	<b>100</b>	<b>2,960</b>	<b>100</b>	<b>2,761</b>	<b>100</b>	<b>2,232</b>	<b>100</b>	<b>2,234</b>	<b>100</b>	<b>0</b>

	1993		1994		1995		1996		1997		% Change
	N	%	N	%	N	%	N	%	N	%	'96 vs '97
<b>Females</b>											
Parole to Street	244	33	251	31	253	28	277	34	249	33	-10
Exp/Discharge to Street	485	67	552	69	648	72	538	66	499	67	-7
<b>Total</b>	<b>729</b>	<b>100</b>	<b>803</b>	<b>100</b>	<b>901</b>	<b>100</b>	<b>815</b>	<b>100</b>	<b>748</b>	<b>100</b>	<b>-8</b>

Figure 4

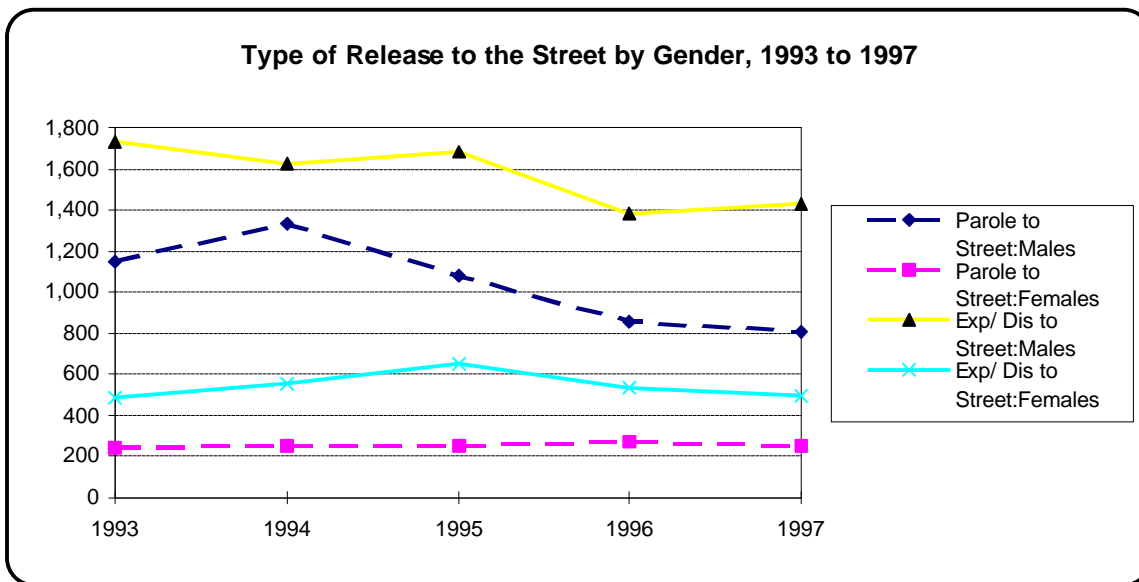


Table 25

**Security Level of Releasing Institution of Releases to the Street: 1993 to 1997**

	1993		1994		1995		1996		1997		% Change '96 vs '97
	N	%	N	%	N	%	N	%	N	%	
<b>Males</b>											
Maximum	110	4	94	3	87	3	77	3	100	4	30
Medium	1,221	42	1,239	42	1,201	43	945	42	1,074	48	14
Lower	1,553	54	1,627	55	1,473	53	1,210	54	1,060	47	-12
<b>Total</b>	<b>2,884</b>	<b>100</b>	<b>2,960</b>	<b>100</b>	<b>2,761</b>	<b>100</b>	<b>2,232</b>	<b>100</b>	<b>2,234</b>	<b>100</b>	<b>0</b>

	1993		1994		1995		1996		1997		% Change '96 vs '97
	N	%	N	%	N	%	N	%	N	%	
<b>Females</b>											
Maximum	-	-	-	-	-	-	-	-	-	-	-
Medium	568	78	627	78	729	81	664	81	590	79	-11
Lower	161	22	176	22	172	19	151	19	158	21	5
<b>Total</b>	<b>729</b>	<b>100</b>	<b>803</b>	<b>100</b>	<b>901</b>	<b>100</b>	<b>815</b>	<b>100</b>	<b>748</b>	<b>25</b>	<b>-8</b>

Figure 5

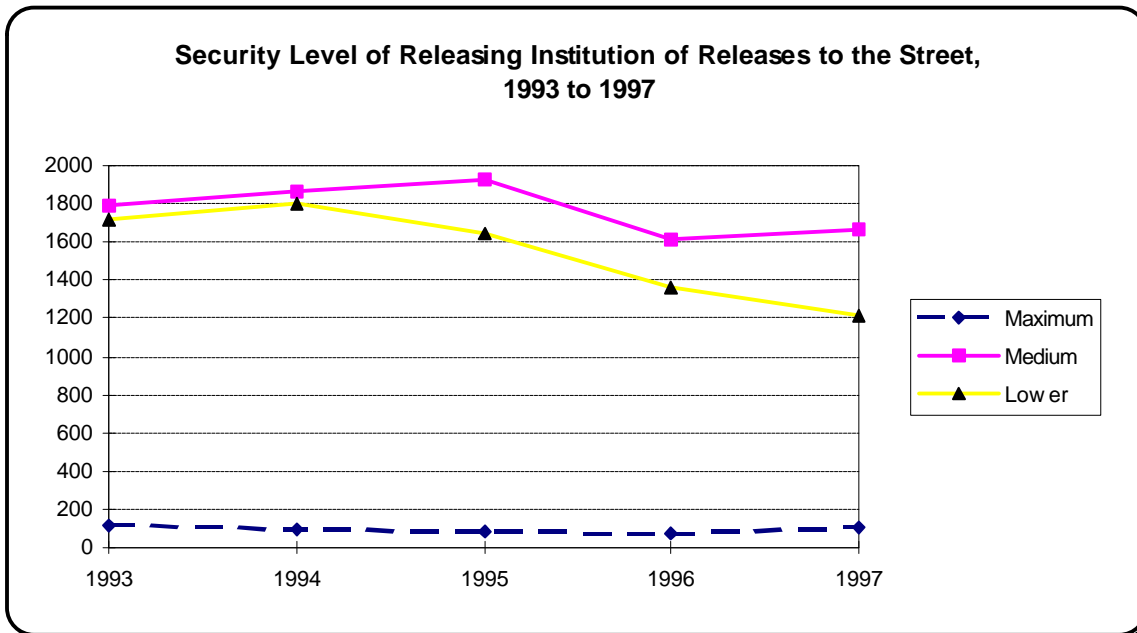


Table 26

**Average Time Served in Months, Until First Release,  
For Releases to the Street, By Committing Institution: 1993 to 1997**

	1993		1994		1995		1996		1997	
	Average	(N)	Average	(N)	Average	(N)	Average	(N)	Average	(N)
Cedar Junction	51	903	53	945	54	958	54	783	50	1,046
Concord	38	380	43	330	51	210	40	77	51	47
Framingham	11	460	9	517	9	624	9	518	8	516

## **Glossary**

<b>Age At Incarceration</b>	Jail credits are not included in the calculation of age at incarceration.
<b>Committing Institution</b>	For males, designates type of sentence received (i.e. state prison or reformatory) not the actual institution to which committed.
<b>Complex Sentence</b>	For the 'time served' variable, this category includes parole and probation violators, offenders who were originally committed to another authority, and offenders serving a forthwith, split, fine, or from and after sentence.
<b>Court from Which Committed</b>	Boston Municipal Court is included with the District Court category, as well as other former Municipal courts; District courts are lower courts of all counties.
<b>CRS</b>	Correctional Residential Services.
<b>Current Offense</b>	Inmates may be incarcerated for multiple offenses. The offense reported is that associated with the longest maximum discharge date.  Offense labels can be found in the Appendix and are listed in alphabetical order by offense category.
<b>DOC</b>	Massachusetts Department of Correction.
<b>Expiration</b>	Expiration of Sentence.
<b>F&amp;A</b>	From and After sentence.
<b>GCD</b>	Good Conduct Discharge.
<b>HOC</b>	House of Correction - Massachusetts.
<b>Jurisdiction</b>	For the purposes of this report, refers to inmates released from DOC custody, and inmates originally sentenced to the DOC, but transferred to and subsequently released from another correctional authority.
<b>Minimum Sentence</b>	Cases with no minimum term are House of Correction (County) or Reformatory sentences; and in a small number of cases may be out of state or federal sentences.
<b>MSA</b>	Metropolitan Statistical Area as defined by the Federal Bureau of Census.



<b>Marital Status</b>	The categories “Common Law”, “Cohabitant”, and “Life Partner” are combined into the category labeled “Partner/Live-in” for this report.
<b>NA</b>	Not applicable.
<b>PV</b>	Parole violation.
<b>PPREP</b>	Pre-Parole Residential Environment Program.
<b>Race/Ethnicity</b>	Inmates who self-report their race as “White Hispanic” or “Black Hispanic” are combined into the “Hispanic” category for this report.
<b>Sentence/Sentence Type</b>	
State Prison Sentence	<p>Prior to the “Truth in Sentencing” law, if an offender is sentenced to the State Prison, except for life or as an habitual criminal, the court shall not fix the term of imprisonment, but shall fix a maximum and minimum term for which he/she may be imprisoned. The minimum term shall not be less than two and a half years. All sentences which have a finite maximum term are eligible to have the term reduced by statutory good time, except for most sex offenses, crimes committed while confined and certain “mandatory” sentences.</p> <p>In the “new law”, all state sentences have a minimum and a maximum term, unless an inmate is sentenced for life or as a habitual criminal. The minimum term is used to determine parole eligibility, and the maximum term is used to determine discharge.</p> <p>Under both the “old” and “new” sentencing systems, an inmate is discharged from his/her sentence at the expiration of his term, less any statutory or earned good time. Under the “new” system none of the reduction will be attributable to statutory good time.</p>
Reformatory Sentence	<p>Prior to the “Truth in Sentencing” law, males and females can be sentenced to a Reformatory sentence (an indefinite term) indicated by a maximum term.</p> <p>For MCI- Concord, a male not previously sentenced for felony more than three times, convicted of a crime punishable by imprisonment in any correctional institution of the Commonwealth</p>

or by imprisonment in a jail or House of Correction may be sentenced for an indefinite term. Concord may confine misdemeanor offenders as well as those who commit felonies.

A female convicted of a crime punishable by imprisonment in a House of Correction, may be sentenced to the Massachusetts Correctional Institution-Framingham. In addition to those women who commit felonies, MCI-Framingham may confine female misdemeanor offenders.

The “new” law eliminates “Concord” (or Framingham) sentences to the state reformatory.

#### House of Correction Sentences

Also known as “County Sentences”. Prior to the “Truth in Sentencing” law, if an offender is sentenced to the House of Correction, the term shall be two and a half years or less. Parole eligibility and discharge are based on the maximum term of a sentence.

Under the “new” law, discharge on this sentence will change because of the elimination of statutory good time. There is no change in the parole eligibility date.

#### Other State, Federal

This category is used for inmates who were received by the DOC from another state correctional agency or the Federal Bureau of Prisons, whose sentences are not relevant to the Massachusetts General Laws.

#### **Sentence Count**

An inmate is often serving more than one sentence at the same time. This variable is a count of the number of sentences entered into the database per inmate. Consecutive sentences that can be identified in the data are subtracted from the count.

#### **Time Served With Jail Credits**

The amount of time an inmate is incarcerated on a sentence until first release. Any time spent awaiting trial in a jail is included in this calculation.

#### **Type of Sentence**

In past reports, this variable represented the type of sentence received by the inmate such as Aggregate, Concurrent, Fine, Forthwith, From and After, Simple, or Split. Due to changes in the database, the Type of Sentence variable is no longer available in such detail. Consequently it is no longer reported. However, the variable sentence type (i.e.

state prison, reformatory, house of correction) is reported.

**Violent Offense**

Any offense that falls under the person or sex offense categories.

## Appendix

Offenses are listed if they combine more than one offense into the same label, or as is the case with bolded labels, represent an offense name which has been shortened to fit in the report table. Arithmetic signs have been used to abbreviate where relevant and represent the following: > (greater than), < (less than), + (and over).

<u>Drug Offense</u>	Massachusetts General Law Chapter 94C Offenses.
Class A - Poss W/Int to Distribute	<b>Class A: Distribution or Possession with Intent to Distribute</b> (no mandatory minimum term).
Class A - Poss W/Int to Distribute, Subsequent	<b>Class A: Subsequent Offense, Distribution or Possession with Intent to Distribute</b> (mandatory minimum term specified).
Class B - Poss W/Int to Distribute	<b>Class B: Distribution or Possession with Intent to Distribute</b> (no mandatory minimum term).
Class B - Poss W/Int to Distribute, Subsequent	<b>Class B: Subsequent Offense, Distribution or Possession with Intent to Distribute</b> (mandatory minimum term specified).
Class B - Poss W/Int to Distribute to Minor	<b>Class B: Distribution or Possession with Intent to Distribute to a Minor</b> (mandatory minimum term specified).
Class C - Poss W/Int to Distribute	<b>Class C: Distribution or Possession with Intent to Distribute</b> (no mandatory minimum term).
Class C- Poss W/Int to Distribute, Subsequent	<b>Class D: Subsequent Offense, Distribution or Possession with Intent to Distribute</b> (mandatory minimum term specified).
Class D - Poss W/Int to Distribute	<b>Class D: Distribution or Possession with Intent to Distribute</b> (no mandatory minimum term).
Specific Class B - Poss W/Int to Distribute	<b>Specific Class B: Distribution or Possession with Intent to Distribute</b> (mandatory minimum term specified). Specific Cl B drugs are PCP, Cocaine, Methamphetamine.
Specific Class B - Poss W/Int to Distribute, Subsequent	<b>Specific Class B: Subsequent Offense, Distribution or Possession with Intent to Distribute</b> (mandatory minimum term specified). Specific Cl B drugs are PCP, Cocaine, Methamphetamine.
Specific Class B - Trafficking	Trafficking categories are broken out by amount. Specific Cl B drugs are PCP, Cocaine, Methamphetamine.

Conspiracy to Violate Drug Law	<b>Conspiracy to Violate Controlled Substance Act.</b>
Controlled Substance	Includes the manufacturing, distribution, dispensing or possession with intent to manufacture, distribute or dispense a controlled substance. The following are the controlled substance categories:
Class A	Heroin and morphine;
Class B	Cocaine; opium, amphetamines, barbiturates, and PCP;
Class C	Hallucinogens (LSD, hashish);
Class D	Marijuana;
Class E	Prescription drugs;
No Class Specified	Type of drug is not indicated by the sentence.
Drug Violation, School/Park	Drug violation near a school or park.
Fraudulent Prescriptions	Includes uttering false prescriptions and subsequent offense; a drug obtained by fraud.
Induce Minor in Sale and Distribution of Drugs	Includes drug funds, induce minors to possess, and induce minors to distribute.
Possession of Hypodermic Instrument	Includes possession of hypodermic needle, or any instrument adapted for the administration of narcotic drugs, hypodermic violation.
Theft of Drugs	Includes larceny of drugs.
<u>Person Offense</u>	Crimes Against the Person (primarily Massachusetts General Law Chapter 265 offenses).
Accessory Before/After Fact	Includes accessory after the fact, accessory before the fact, conspiracy to commit murder.
Armed Assault W/Intent to Rob/Murder	Includes assault with intent to rob, murder being armed; assault with a deadly weapon with intent to rob.
Armed Assault in Dwelling	Includes armed assault in dwelling houses; act may be an actual assault or an attempt.
Assault With Intent to Murder	Includes assault with intent to murder, maim, etc.; assault to commit murder; assault with intent to kill.
A&B W/Injury, Child Under 14	<b>Assault and Battery Upon a Child.</b>
Assault/A&B	<b>Assault and Assault and Battery.</b> Includes assault, assault and battery, assault on an officer or a public employee.

Attempted Murder	Includes all attempts to commit murder, other than assaults: attempted murder, attempts to commit murder by poisoning, drowning, or strangling.
Conspiracy	If crime is specified, (i.e., conspiracy to commit larceny), the offense is listed under the specified crime. If crime is not specified, the offense is listed under this category.
Extortion	Includes attempts to extort money, threats, threat to commit crime.
Stealing by Confining or Putting in Fear	<b>Confining or Putting in Fear a Person for the Purpose of Stealing.</b> Includes breaking, burning or blowing up a safe; intimidate to steal from a depository.
Kidnapping	Includes abduction, holding hostage, for extortion, minor by relative, person in custody.
Manslaughter	Includes negligent homicide, voluntary/involuntary manslaughter.
Other Person Offense	Includes assault to intimidate, injury to a firefighter as a result of a criminal offense, assault with intent to commit manslaughter- felony.
Stalking	Includes stalking in violation of a restraining order; stalking as a subsequent offense.
Unarmed Assault to Rob	Includes assault to rob, not being armed, assault to rob, assault with intent to rob, assault with intent to rob by force and violence.
Unarmed Robbery	Includes robbery, robbery not being armed, robbery by force and violence.
<u>Property Offense</u>	Crimes Against Property (primarily Massachusetts General Law Chapter 266 offenses).
Armed Burglary	<b>Burglary, Armed or an Assault.</b> Includes armed burglary, breaking and entering with intent to assault with or without dangerous weapon.
Arson	<b>Arson and Attempted Arson.</b> Includes using and or possession of explosives, obstruction of fire fighting.
Larceny	Includes stealing in a building, ship, or at a fire.
Receiving Stolen Goods	Includes the receiving and buying of stolen goods.

Shoplifting	Includes shoplifting as a third offense.
Unarmed Burglary/Breaking and Entering	Includes breaking and entering (both night and day), attempt to break and enter, breaking and entering and larceny, burglary, breaking and entering with intent to commit larceny.
Vehicle Theft	<b>Theft of a Motor Vehicle.</b> Includes larceny of a motor vehicle, boat.
<u>Other Offense</u>	Miscellaneous offenses that are not clearly categorized into one of the other offense categories of Person, Property, Sex or Drug.
Bribery/Corruption	Includes conflict of interest, corruption of public employee.
Carry a Firearm W/Out License	<b>Weapons Violation of Bartley-Fox Gun Law</b> (mandatory 1 year sentence for carrying a firearm without a license.
Decency/Public Peace Crimes	<b>Other Decency/Public Peace Crimes.</b> Includes idle and disorderly, affray, annoying phone calls, disturbing the peace, accosting and annoying persons of the opposite sex, lewd and lascivious, indecent exposure, threat to commit crime, common night walker.
Delivering/Receiving Articles for Inmates	Includes drugs or weapons.
Deriving Support from Prostitute	<b>Deriving Support from Prostitution (pimping).</b> Includes keeping and maintaining house of ill fame, inducing minor to prostitution, prostitutes deriving support from a child.
Escape	Includes attempts, assisting in, accessory to escape.
Leave Scene of Vehicular Accident	<b>Leaving the Scene;</b> motor vehicle accident, personal injury, damage.
Miscellaneous Other Offense	Includes jumping bail, contributing to the delinquency of a minor, threatening tax collector, tax evasion, violation of a civil ordinance, inhaling toxic vapors, home improvement contractor violation/unlicensed, promoting of anarchy, inciting a riot.
Operating Under the Influence W/Injury	<b>Operating Under the Influence with Injury Resulting;</b> liquor, drugs, negligent or recklessness all with serious injury.

Other Motor Vehicle Offenses	Includes violation of automobile law, violation of motor vehicle law, operation without authority of owner after suspension, operation without authority of owner, use without authority, failure to yield right of way to emergency vehicles.
Other Weapons Offense	Includes selling a firearm without a serial number.
OUI, Alcohol or Drugs	<b>Operating a Motor Vehicle Under the Influence of Alcohol or Drugs.</b>
Prostitution	Includes sexual conduct for fee, solicit for prostitution.
Use of a Firearm for Felony	<b>Use of a Firearm to Commit a Felony.</b> Includes possession of a defaced firearm in a felony.
Violation of Restraining Order	Violation of Massachusetts General Law Chapter 209A
<u>Sex Offense</u>	Sex Offenses Against the Person. Consist of Massachusetts General Law Chapter 265 (crimes against the person) and Chapter 272 offenses (crimes against chastity, morality, decency and good order).
Assault With Intent to Rape	Includes attempts to rape.
Indecent A&B on Child < 14	<b>Indecent Assault and Battery on Child under 14.</b> Includes indecent assault and battery on a minor.
Indecent A&B, Victim 14+	<b>Indecent Assault and Battery on Victim, 14 or Older.</b>
Other Sex Offenses	Includes adultery, fornication, open and gross lewdness, drugging for sex.
Rape	Age of victim not specified, or does not fall under a rape of child category.
Unnatural Act	Includes unnatural acts, lascivious acts, assault to commit unnatural sex acts.
Unnatural Act, Child < 16	<b>Unnatural Acts with Child Under 16.</b>