

# One Care: MassHealth plus Medicare

MassHealth Demonstration  
to Integrate Care for Dual Eligibles

January 2016 Enrollment Report



# Monthly Enrollment Report

- MassHealth issues monthly reports on One Care enrollment activity
- Reports are issued mid-month
- Reports are intended to provide general information to stakeholders

# One Care Rating Category Definitions

- **F1 – Facility-based Care.** Individuals identified as having a long-term facility stay of more than 90 days
- **C3 – Community Tier 3 – High Community Need.** Individuals who have a daily skilled need; two or more Activities of Daily Living (ADL) limitations AND three days of skilled nursing need; and individuals with 4 or more ADL limitations
  - In CY2014, C3 split into two subsets:
    - **C3B:** for C3 individuals with certain diagnoses (e.g., quadriplegia, ALS, Muscular Dystrophy and Respirator dependence) leading to costs considerably above the average for current C3
    - **C3A:** for remaining C3 individuals
- **C2 – Community Tier 2 – Community High Behavioral Health.** Individuals who have a chronic and ongoing Behavioral Health diagnosis that indicates a high level of service need
  - In CY2014, C2 split into two subsets
    - **C2B:** for C2 individuals with co-occurring diagnoses of substance abuse and serious mental illness
    - **C2A:** for remaining C2 individuals
- **C1 – Community Tier 1 Community Other.** Individuals in the community who do not meet F1, C2 or C3 criteria

# Total Enrollment

- Effective **January 1, 2016**, total number of enrollees:12,949

Total Enrollment by Plan	
Commonwealth Care Alliance (CCA) <sup>1</sup>	10,124
Tufts Health Plan	2,825
Total	12,949

Total Enrollment by Rating Category	
F1	37
C3B	148
C3A	4,933
C2B	774
C2A	3,512
C1	3,545
Total	12,949

<sup>1</sup>As of August 7, 2015, CCA temporarily stopped accepting new One Care enrollments. Members previously enrolled with CCA for One Care may re-enroll. In addition, CCA opened enrollment for a January 1, 2016 effective date for up to 100 new One Care members in Suffolk County.

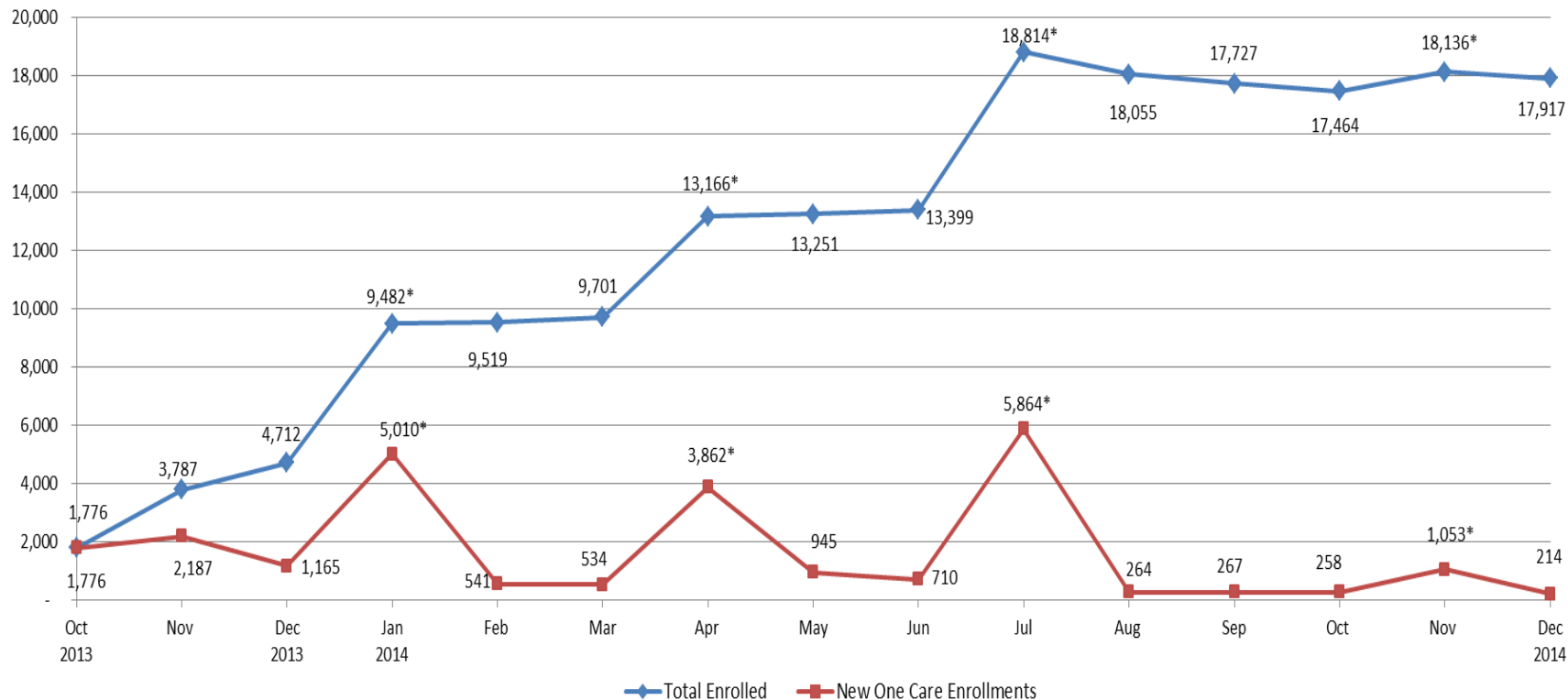
# Enrollment Penetration by County

County	Enrolled	Eligible	% Eligible Enrolled
Essex	958	15,160	6.3%
Franklin	76	2,212	3.4%
Hampden	2,575	15,649	16.5%
Hampshire	182	2,719	6.7%
Middlesex	1,334	18,409	7.2%
Norfolk	565	7,620	7.4%
Plymouth	411	7,341	5.6%
Suffolk*	4,425	15,698	28.2%
Worcester*	2,423	16,069	15.1%
Total	12,949	100,877	12.8%

\*Members in these counties may be auto-assigned to a One Care plan

# Enrollment Over Time: Demonstration Year 1

Monthly One Care Enrollments  
Demonstration Year 1 (Oct. 2013 - Dec. 2014)

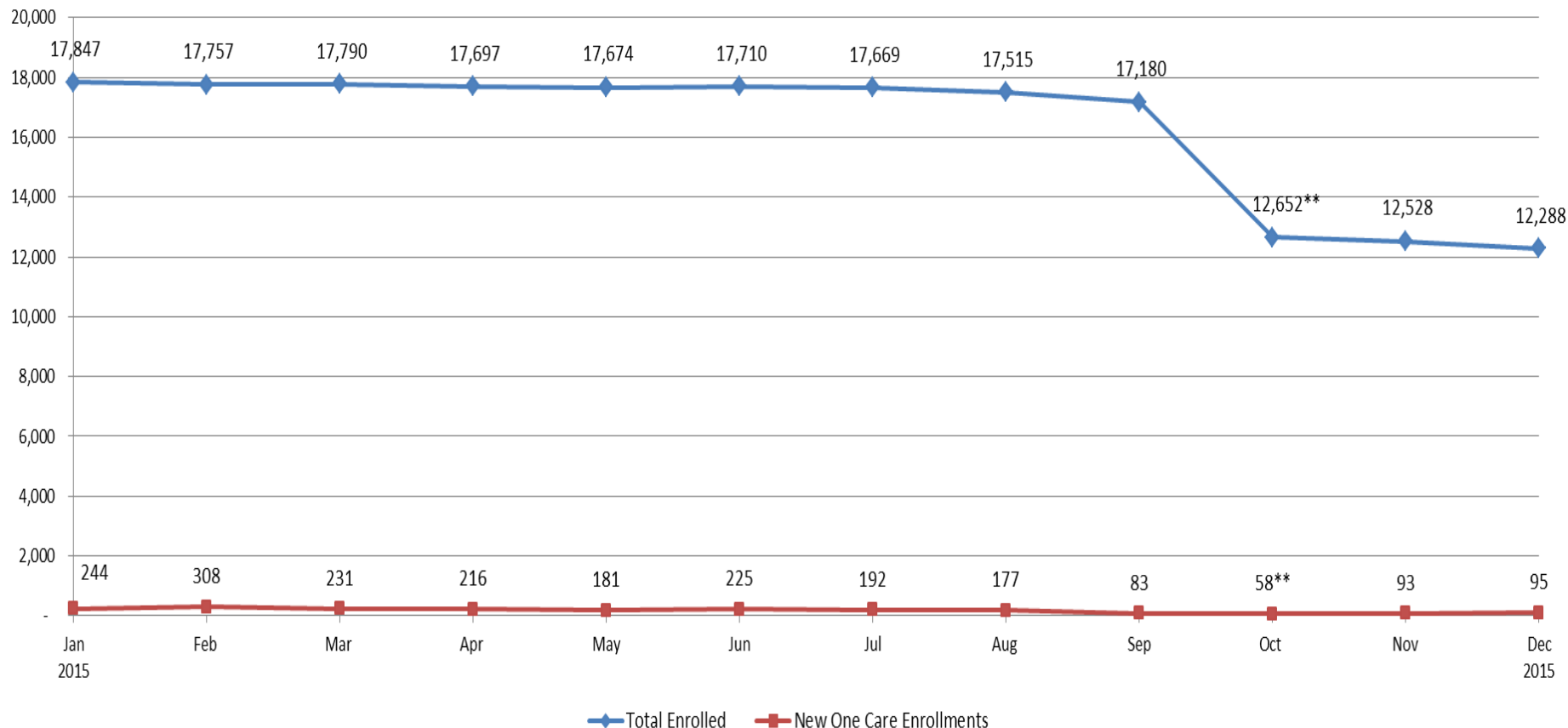


\*Auto-assignment effective dates (Round 1: 1/1/2014, Round 2: 4/1/ 2014, Round 3: 7/1/2014, Round 4: 11/1/2014). Round 4 consisted only of auto-assignments to Tufts Health Plan.

Note: Data in the graph reflect current month information about enrollments. Monthly data may vary slightly from the previous reports due to enrollment status changes that have occurred since previous reports were issued.

# Enrollment Over Time (cont.): Demonstration Year 2

Monthly One Care Enrollment  
Demonstration Year 2 (Jan. 2015- Dec. 2015)

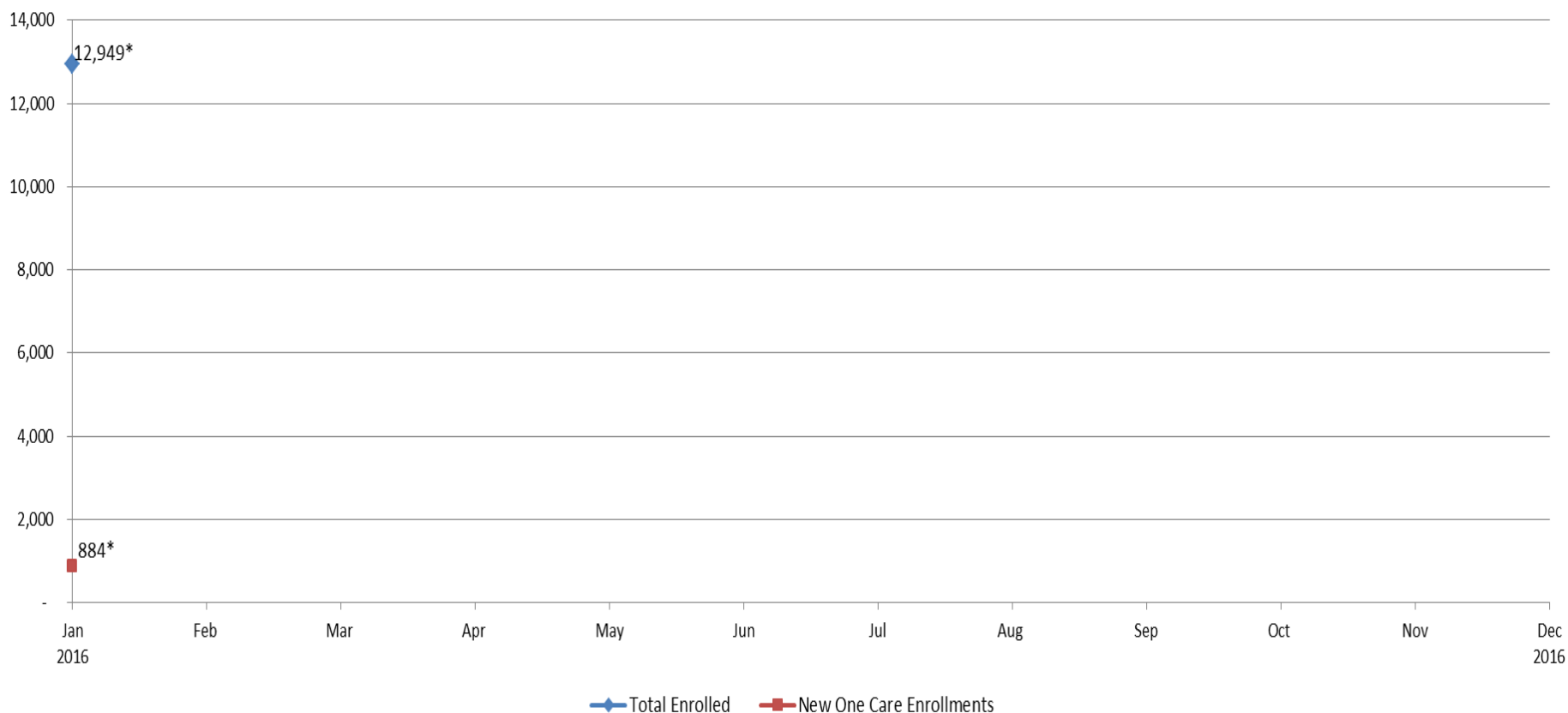


\*\* Fallon Total Care ended its participation in One Care as of September 30, 2015.

Note: Data in the graph reflect current month information about enrollments. Monthly data may vary slightly from the previous reports due to enrollment status changes that have occurred since previous reports were issued.

# Enrollment Over Time (cont.): Demonstration Year 3

Monthly One Care Enrollment  
Demonstration Year 3 (Jan. 2016- Dec. 2016)



\*Auto-assignment effective dates (Round 5: 1/1/2016). Round 5 consisted only of auto-assignments to Tufts Health Plan.

Note: Data in the graph reflect current month information about enrollments. Monthly data may vary slightly from the previous reports due to enrollment status changes that have occurred since previous reports were issued.



# Opt-Outs

- Total number of opt-outs as of January 1: 28,938
  - Will be excluded from any future auto-enrollment
  - If eligible, can choose to enroll by self-selection at any time
- Total opt-out number includes individuals who may be ineligible
- Of the 100,877 individuals who are eligible for One Care, ~28.7% have chosen to opt out

Total Opt-Outs by County	
Essex	2,503
Franklin	404
Hampden	6,561
Hampshire	1,502
Middlesex	3,602
Norfolk	1,535
Plymouth	1,157
Suffolk	4,300
Worcester	7,220
Non-Demo Counties	154
Total	28,938

Visit us at [www.mass.gov/masshealth/onecare](http://www.mass.gov/masshealth/onecare)

Email us at [OneCare@state.ma.us](mailto:OneCare@state.ma.us)

