

# One Care: February 2016 Enrollment Report

Executive Office of Health & Human Services

MassHealth Demonstration  
to Integrate Care for Dual Eligibles

# Monthly Enrollment Report



- MassHealth issues monthly reports on One Care enrollment activity
- Reports are issued mid-month
- Reports are intended to provide general information to stakeholders



# One Care Rating Category Definitions

- **F1 – Facility-based Care.** Individuals identified as having a long-term facility stay of more than 90 days
- **C3 – Community Tier 3 – High Community Need.** Individuals who have a daily skilled need; two or more Activities of Daily Living (ADL) limitations AND three days of skilled nursing need; and individuals with 4 or more ADL limitations
  - In CY2014, C3 split into two subsets:
    - C3B:** for C3 individuals with certain diagnoses (e.g., quadriplegia, ALS, Muscular Dystrophy and Respirator dependence) leading to costs considerably above the average for current C3
    - C3A:** for remaining C3 individuals
- **C2 – Community Tier 2 – Community High Behavioral Health.** Individuals who have a chronic and ongoing Behavioral Health diagnosis that indicates a high level of service need
  - In CY2014, C2 split into two subsets
    - C2B:** for C2 individuals with co-occurring diagnoses of substance abuse and serious mental illness
    - C2A:** for remaining C2 individuals
- **C1 – Community Tier 1 Community Other.** Individuals in the community who do not meet F1, C2 or C3 criteria



# Total Enrollment

- Effective February 1, 2016, total number of enrollees: 12,766

Total Enrollment by Plan	
Commonwealth Care Alliance (CCA) <sup>1</sup>	10,127
Tufts Health Plan	2,639
<b>Total</b>	<b>12,766</b>

Total Enrollment by Rating Category	
F1	39
C3B	146
C3A	4,974
C2B	775
C2A	3,442
C1	3,376
Unavailable*	14
<b>Total</b>	<b>12,766</b>

<sup>1</sup>As of August 7, 2015, CCA temporarily stopped accepting new One Care enrollments. Members previously enrolled with CCA for One Care may re-enroll. In addition, CCA opened enrollment for a January 1, 2016 effective date for up to 100 new One Care members in Suffolk County.

\*The rating categories for 14 enrollments were unavailable at the time of this report.



# Enrollment Penetration by County

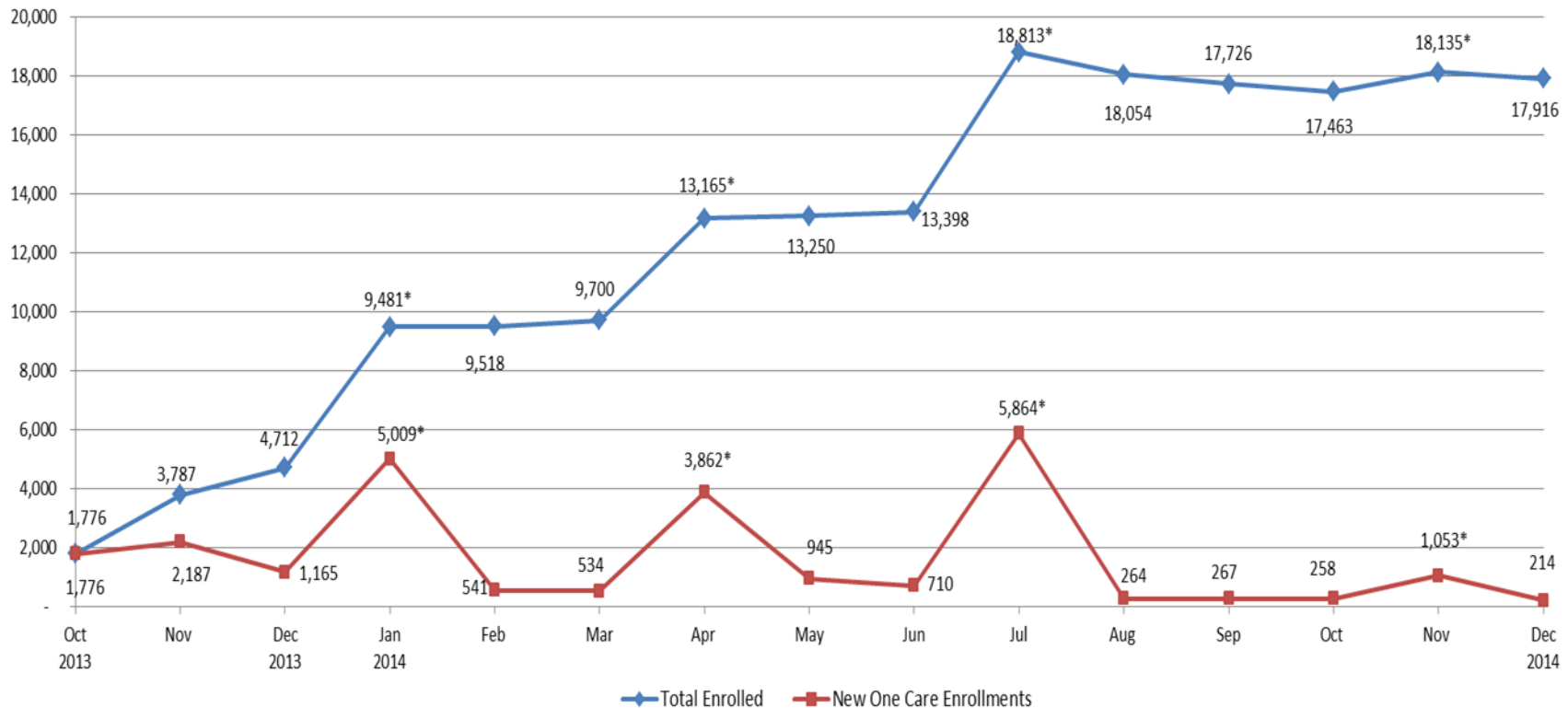
County	Enrolled	Eligible	% Eligible Enrolled
Essex	949	15,327	6.2%
Franklin	72	2,216	3.2%
Hampden	2,592	15,795	16.4%
Hampshire	180	2,749	6.5%
Middlesex	1,324	18,580	7.1%
Norfolk	561	7,665	7.3%
Plymouth	405	7,350	5.5%
Suffolk*	4,258	15,841	26.9%
Worcester*	2,425	16,267	14.9%
Total	12,766	101,790	12.5%

\*Members in these counties may be auto-assigned to a One Care plan

# Enrollment Over Time: Demonstration Year 1



Monthly One Care Enrollments  
 Demonstration Year 1 (Oct. 2013 - Dec. 2014)



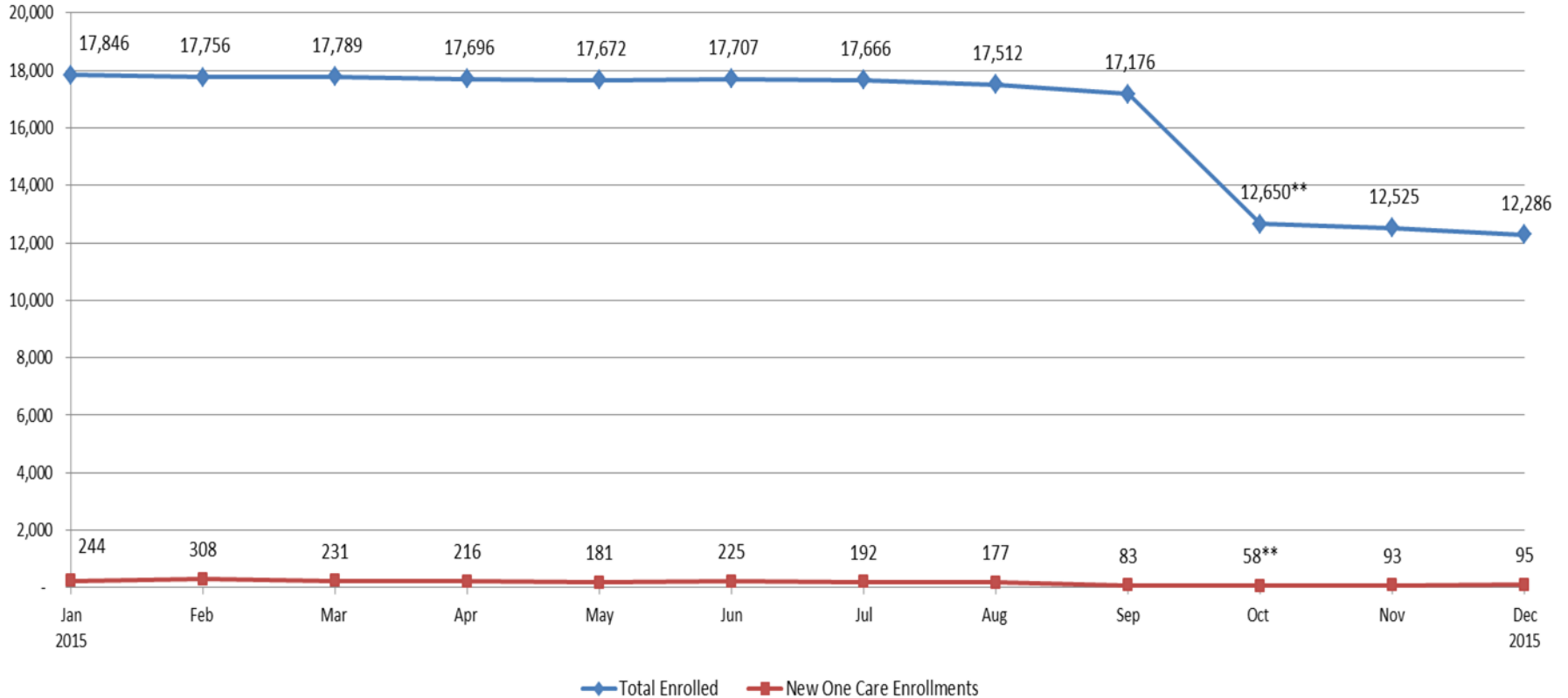
\*Auto-assignment effective dates (Round 1: 1/1/2014, Round 2: 4/1/ 2014, Round 3: 7/1/2014, Round 4: 11/1/2014). Round 4 consisted only of auto-assignments to Tufts Health Plan.

Note: Data in the graph reflect current month information about enrollments. Monthly data may vary slightly from the previous reports due to enrollment status changes that have occurred since previous reports were issued.

# Enrollment Over Time: Demonstration Year 2



Monthly One Care Enrollment  
 Demonstration Year 2 (Jan. 2015- Dec. 2015)



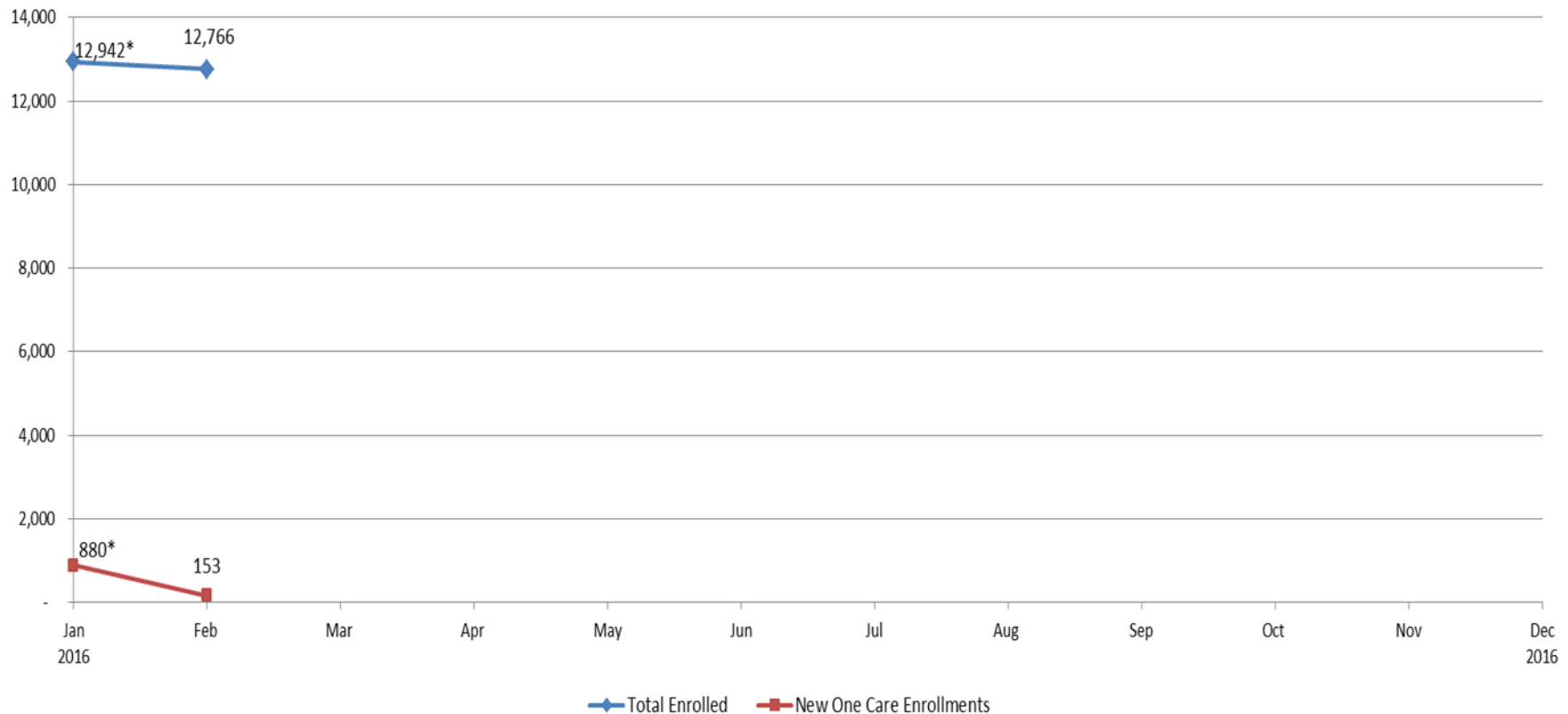
\*\* Fallon Total Care ended its participation in One Care as of September 30, 2015.

Note: Data in the graph reflect current month information about enrollments. Monthly data may vary slightly from the previous reports due to enrollment status changes that have occurred since previous reports were issued

# Enrollment Over Time: Demonstration Year 3



Monthly One Care Enrollment  
Demonstration Year 3 (Jan. 2016- Dec. 2016)



\*Auto-assignment effective dates (Round 5: 1/1/2016). Round 5 consisted only of auto-assignments to Tufts Health Plan.

Note: Data in the graph reflect current month information about enrollments. Monthly data may vary slightly from the previous reports due to enrollment status changes that have occurred since previous reports were issued.





# Opt-Outs

- Total number of opt-outs as of February 1: 29,158
  - Will be excluded from any future auto-enrollment
  - If eligible, can choose to enroll by self-selection at any time
- Total opt-out number includes individuals who may be ineligible
- Of the 101,790 individuals who are eligible for One Care, ~28.6% have chosen to opt out

Total Opt-Outs by County	
Essex	2,503
Franklin	405
Hampden	6,575
Hampshire	1,504
Middlesex	3,604
Norfolk	1,537
Plymouth	1,165
Suffolk	4,483
Worcester	7,244
Non-Demo Counties	138
<b>Total</b>	<b>29,158</b>

Visit us at [www.mass.gov/masshealth/onecare](http://www.mass.gov/masshealth/onecare)

Email us at [OneCare@state.ma.us](mailto:OneCare@state.ma.us)