

One Care: July 2016 Enrollment Report

Executive Office of Health & Human Services

MassHealth Demonstration
to Integrate Care for Dual Eligibles



Monthly Enrollment Report

- MassHealth issues monthly reports on One Care enrollment activity
- Reports are issued near the end of the month
- Reports are intended to provide general information to stakeholders



One Care Rating Category Definitions

- **F1 – Facility-based Care.** Individuals identified as having a long-term facility stay of more than 90 days
- **C3 – Community Tier 3 – High Community Need.** Individuals who have a daily skilled need; two or more Activities of Daily Living (ADL) limitations AND three days of skilled nursing need; and individuals with 4 or more ADL limitations
 - In CY2014, C3 split into two subsets:
 - C3B:** for C3 individuals with certain diagnoses (e.g., quadriplegia, ALS, Muscular Dystrophy and Respirator dependence) leading to costs considerably above the average for current C3
 - C3A:** for remaining C3 individuals
- **C2 – Community Tier 2 – Community High Behavioral Health.** Individuals who have a chronic and ongoing Behavioral Health diagnosis that indicates a high level of service need
 - In CY2014, C2 split into two subsets
 - C2B:** for C2 individuals with co-occurring diagnoses of substance abuse and serious mental illness
 - C2A:** for remaining C2 individuals
- **C1 – Community Tier 1 Community Other.** Individuals in the community who do not meet F1, C2 or C3 criteria

Total Enrollment



- Effective July 1, 2016, total number of enrollees:12,943

Total Enrollment by Plan	
Commonwealth Care Alliance (CCA)	10,145
Tufts Health Plan	2,798
Total	12,943

Total Enrollment by Rating Category	
F1	41
C3B	146
C3A	5,313
C2B	769
C2A	3,632
C1	3,042
Total	12,943



Enrollment Penetration by County

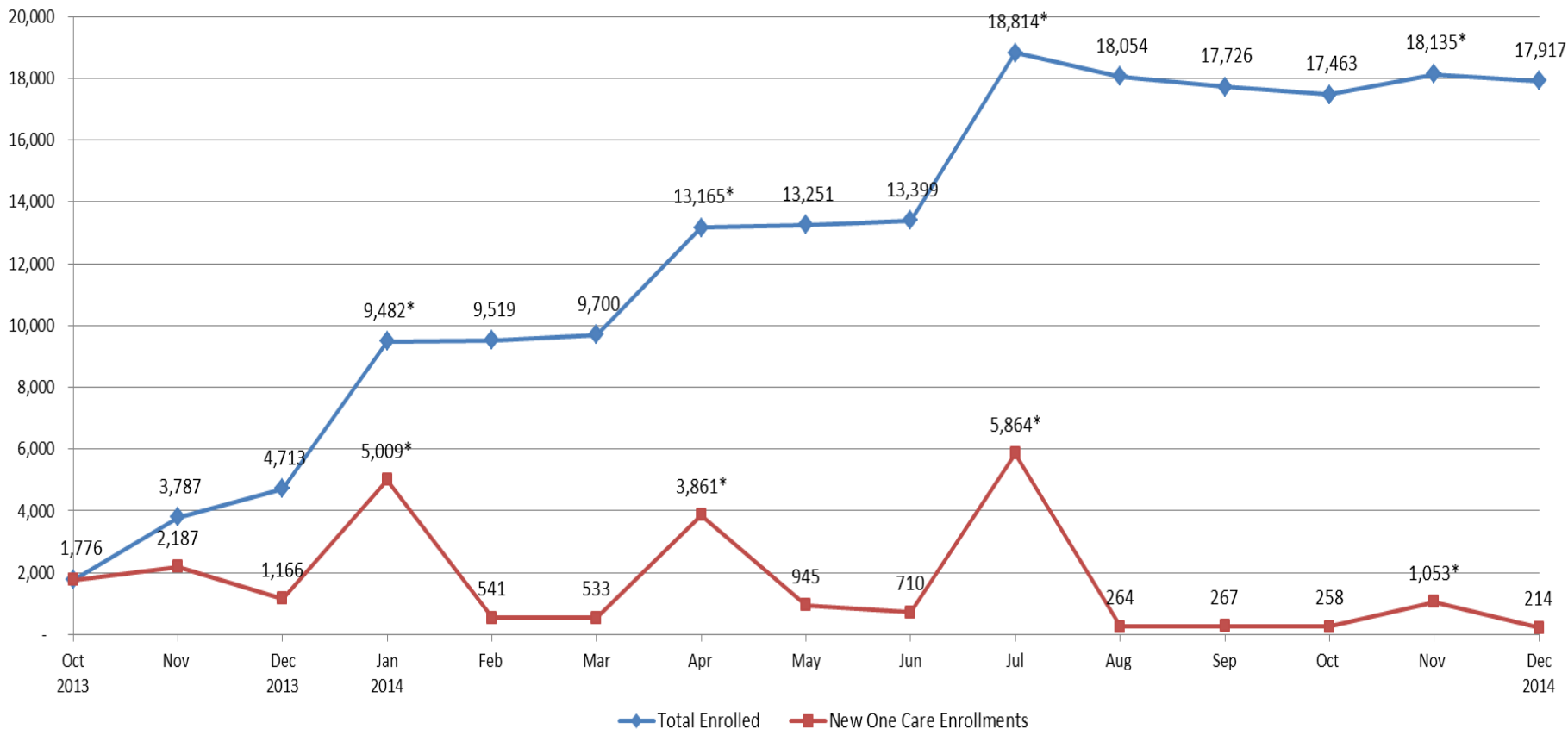
County	Enrolled	Eligible	% Eligible Enrolled
Essex	967	15,537	6.2%
Franklin	76	2,240	3.4%
Hampden	2,630	16,037	16.4%
Hampshire	183	2,784	6.6%
Middlesex	1,348	18,695	7.2%
Norfolk	559	7,810	7.2%
Plymouth	398	7,405	5.4%
Suffolk*	4,108	15,948	25.8%
Worcester*	2,674	16,598	16.1%
Total	12,943	103,054	12.6%

*Members in these counties may be auto-assigned to a One Care plan

Enrollment Over Time: Demonstration Year 1



Monthly One Care Enrollments
 Demonstration Year 1 (Oct. 2013 - Dec. 2014)



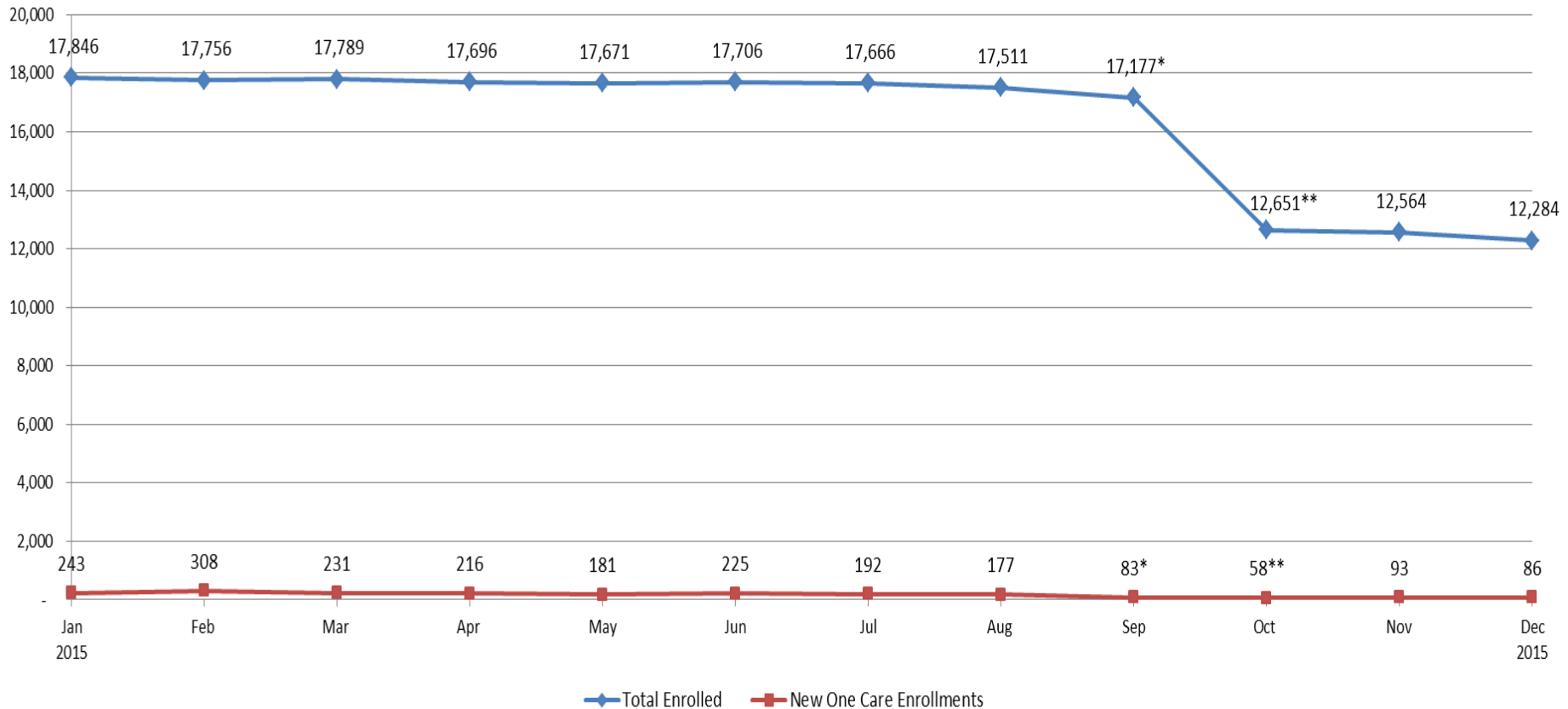
*Auto-assignment effective dates (Round 1: 1/1/2014, Round 2: 4/1/2014, Round 3: 7/1/2014, Round 4: 11/1/2014). Round 4 consisted only of auto-assignments to Tufts Health Plan.

Note: Data in the graph reflect current month information about enrollments. Monthly data may vary slightly from the previous reports due to enrollment status changes that have occurred since previous reports were issued.

Enrollment Over Time: Demonstration Year 2



Monthly One Care Enrollment
 Demonstration Year 2 (Jan. 2015- Dec. 2015)



*On August 7, 2015, CCA temporarily stopped accepting new One Care enrollments. Members previously enrolled with CCA for One Care were able to re-enroll.

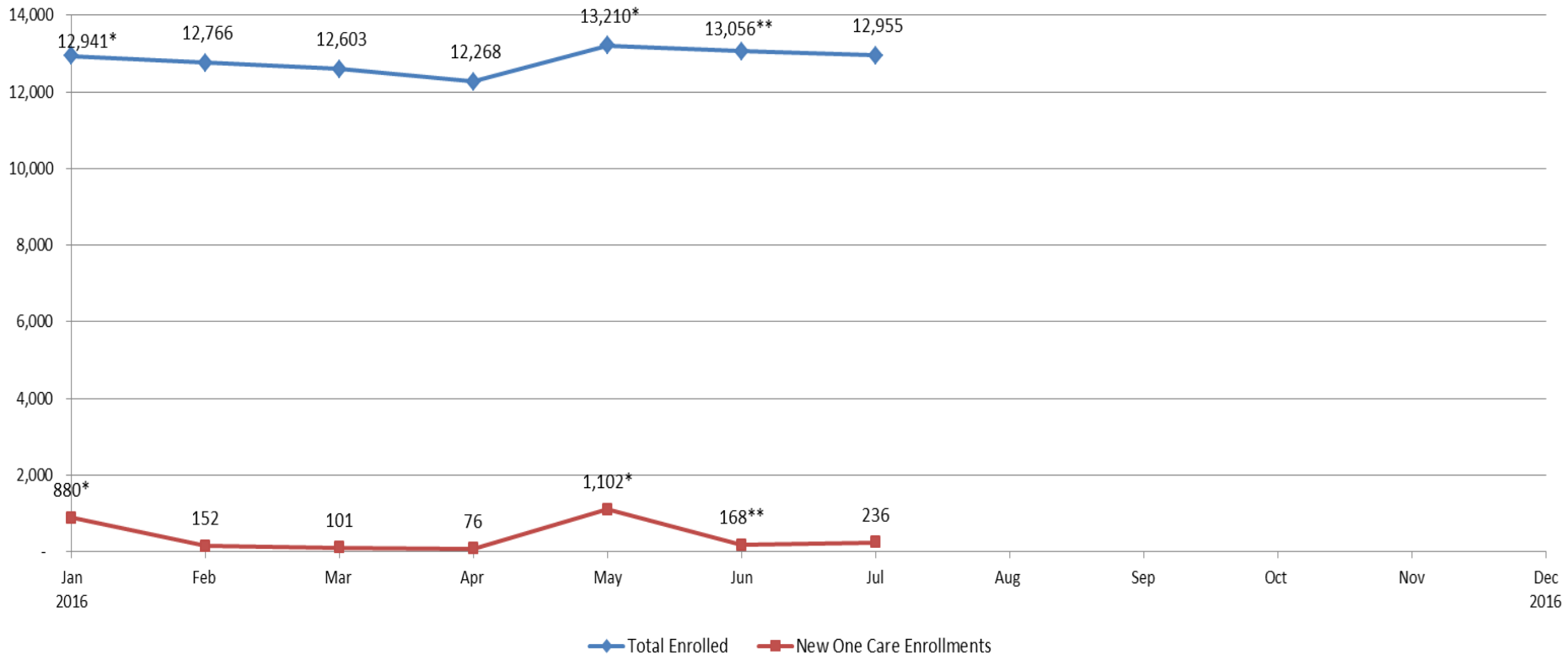
** Fallon Total Care ended its participation in One Care as of September 30, 2015.

Note: Data in the graph reflect current month information about enrollments. Monthly data may vary slightly from the previous reports due to enrollment status changes that have occurred since previous reports were issued.

Enrollment Over Time: Demonstration Year 3



Monthly One Care Enrollment
 Demonstration Year 3 (Jan. 2016- Dec. 2016)



*Auto-assignment effective dates (Round 5: 1/1/2016; Round 6: 5/1/2016). Rounds 5 and 6 consisted only of auto-assignments to Tufts Health Plan.

**CCA accepted limited enrollments for January 1 and May 1 in 2016, and in May fully reopened to new enrollments for June 1, 2016 and later dates.

Note: Data in the graph reflect current month information about enrollments. Monthly data may vary slightly from the previous reports due to enrollment status changes that have occurred since previous reports were issued.



Opt-Outs

- Total number of opt-outs as of July 1: 30,215
 - Will be excluded from any future auto-enrollment
 - If eligible, can choose to enroll by self-selection at any time
- Total opt-out number includes individuals who may be ineligible
- Of the 103,054 individuals who are eligible for One Care, 29.3% have chosen to opt out

Total Opt-Outs by County	
Essex	2,537
Franklin	409
Hampden	6,592
Hampshire	1,504
Middlesex	3,625
Norfolk	1,547
Plymouth	1,177
Suffolk	5,115
Worcester	7,552
Non-Demo Counties	157
Total	30,215

Visit us at www.mass.gov/masshealth/onecare

Email us at OneCare@state.ma.us