

Massachusetts Division of Insurance
 Quarterly Report of Health Maintenance Organization Membership in Closed Network Health Plans
 as of December 31, 2014 ¹

Closed Network

COMPARISON OF 4th QUARTER MEMBERSHIP TO THOSE OF PRIOR THREE QUARTERS	1st Quarter 2014 Members at End of Quarter	2nd Quarter 2014 Members at End of Quarter	3rd Quarter 2014 Members at End of Quarter	4th Quarter 2014 Members at End of Quarter	Member Change 3rd Qtr. 14 to 4th Qtr. 14	Percent Change 3rd Qtr. 14 to 4th Qtr. 14	4th Quarter 2014 Share of Massachusetts Closed Network Market
Aetna Health Inc. ²	1,106	1,087	1,031	1,134	103	9.99%	0.05%
Blue Cross and Blue Shield of Massachusetts HMO Blue, Inc. ³	493,289	494,766	490,148	485,703	(4,445)	-0.91%	22.27%
Boston Medical Center Health Plan, Inc.	308,087	311,846	308,390	256,604	(51,786)	-16.79%	11.77%
CeltiCare Health Plan of Massachusetts, Inc.	40,115	36,493	35,977	37,797	1,820	5.06%	1.73%
ConnectiCare of Massachusetts, Inc.	2,268	1,855	1,625	1,335	(290)	-17.85%	0.06%
Fallon Community Health Plan, Inc.	146,534	146,559	146,766	142,476	(4,290)	-2.92%	6.53%
Harvard Pilgrim Health Care, Inc.	231,177	214,508	209,140	216,533	7,393	3.53%	9.93%
Health New England, Inc.	106,675	106,955	107,355	148,057	40,702	37.91%	6.79%
Minuteman Health, Inc. ⁴	761	1,793	1,736	1,626	(110)	-6.34%	0.07%
Neighborhood Health Plan, Inc.	306,098	324,193	331,574	340,264	8,690	2.62%	15.60%
Tufts Health Public Plans, Inc. (formerly Network Health, LLC)	241,295	243,231	240,440	243,522	3,082	1.28%	11.17%
Tufts Associated HMO, Inc. ⁵	321,628	313,506	308,883	305,958	(2,925)	-0.95%	14.03%
Totals	2,199,033	2,196,792	2,183,065	2,181,009	(2,056)	-0.09%	100.00%

PPO

COMPARISON OF 4th QUARTER MEMBERSHIP TO THOSE OF PRIOR THREE QUARTERS	1st Quarter 2014 Members at End of Quarter	2nd Quarter 2014 Members at End of Quarter	3rd Quarter 2014 Members at End of Quarter	4th Quarter 2014 Members at End of Quarter	Member Change 3rd Qtr. 14 to 4th Qtr. 14	Percent Change 3rd Qtr. 14 to 4th Qtr. 14	4th Quarter 2014 Share of Massachusetts PPO Market
Aetna Health Inc. ²	189	155	137	126	(11)	-8.03%	0.1%
Blue Cross and Blue Shield of Massachusetts HMO Blue, Inc. ³	125,172	129,102	132,586	135,002	2,416	1.82%	83.9%
Boston Medical Center Health Plan, Inc.	0	0	0	0	0	0.00%	0.0%
CeltiCare Health Plan of Massachusetts, Inc.	0	0	0	0	0	0.00%	0.0%
ConnectiCare of Massachusetts, Inc.	278	248	228	162	(66)	-28.95%	0.1%
Fallon Community Health Plan, Inc.	29	29	27	25	(2)	-7.41%	0.0%
Harvard Pilgrim Health Care, Inc.	24,919	25,814	25,556	21,134	(4,422)	-17.30%	13.1%
Health New England, Inc.	2,844	2,734	2,889	2,728	(161)	-5.57%	1.7%
Minuteman Health, Inc. ⁴	17	27	28	29	1	3.57%	0.0%
Neighborhood Health Plan, Inc.	0	0	0	0	0	0.00%	0.0%
Tufts Health Public Plans, Inc. (formerly Network Health, LLC)	0	0	0	0	0	0.00%	0.0%
Tufts Associated HMO, Inc. ⁵	2,050	1,841	1,735	1,675	(60)	-3.46%	1.0%
Totals	155,498	159,950	163,186	160,881	(2,305)	-1.41%	100.0%

Information reported by HMOs as of the end of the third quarter of 2014 based upon the Massachusetts Division of Insurance's "Guidelines for Reporting Membership & Utilization Statistics - Version 6.1" that instructs HMOs to exclude members for whom the HMO did not bear any financial risk.

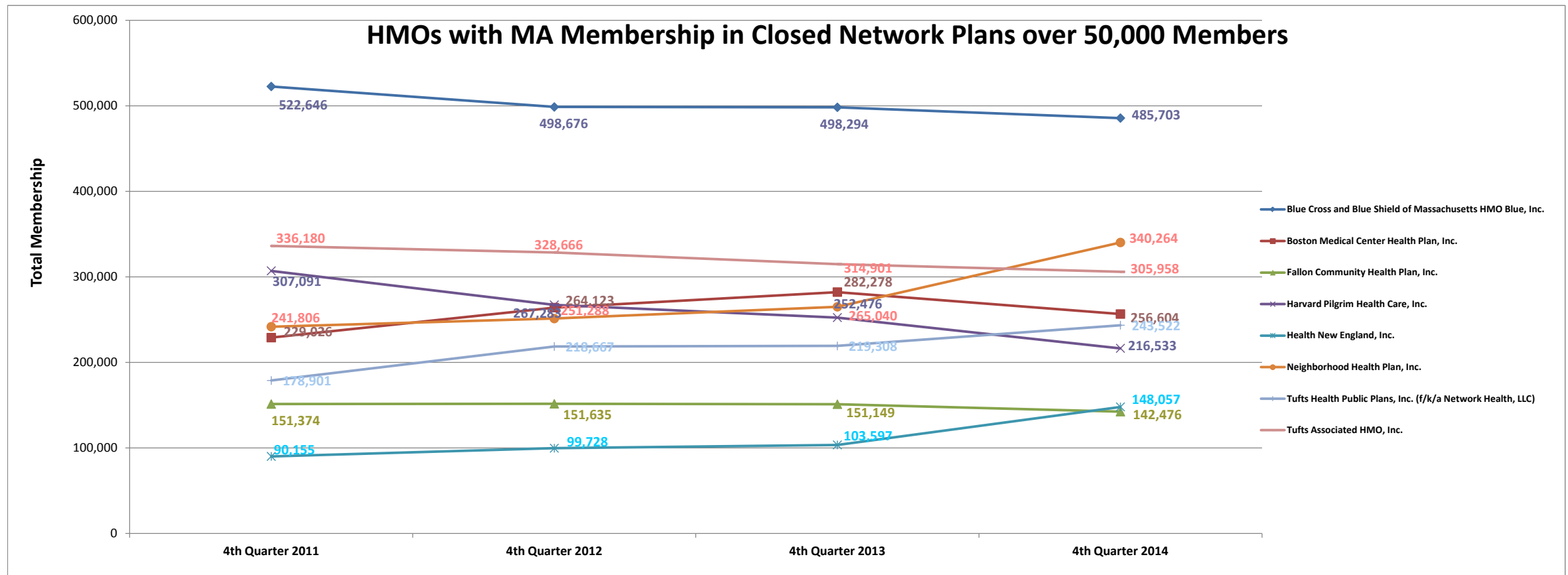
Effective September 1, 2010, Aetna Health Inc. ceased offering small group health plans in Massachusetts and began nonrenewing all small group health business as of April 1, 2011.

Formerly a line of business of Blue Cross and Blue Shield of Massachusetts, Inc. ("BCBSMA"). Blue Cross and Blue Shield of Massachusetts HMO Blue, Inc. was created as a separate corporate entity for BCBSMA's HMO line of business effective January 1, 2005.

Membership in plans offered by Minuteman Health, Inc. began January 1, 2014

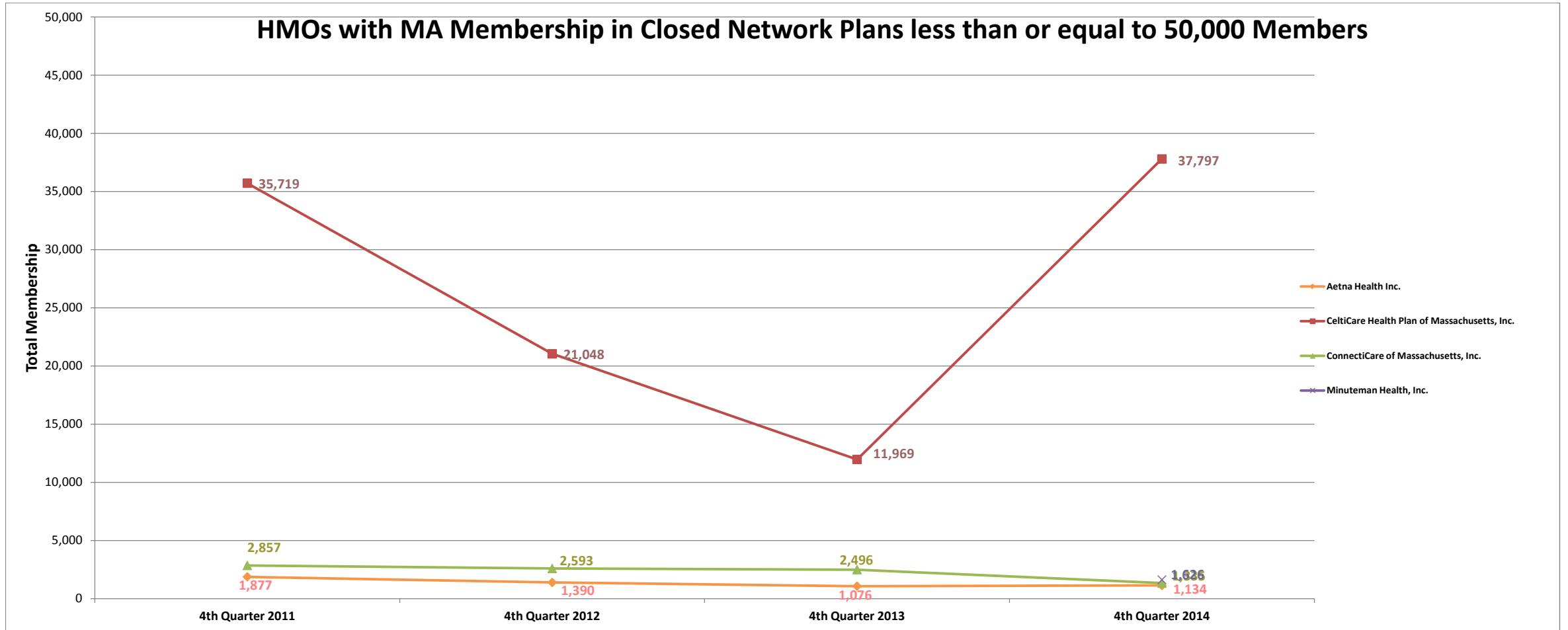
Doing business as Tufts Associated Health Plan ("TAHMO") and as Tufts Health Plan (THP").

COMPARISON OF 4TH QUARTER MEMBERSHIP TO LAST THREE 4TH QUARTERS

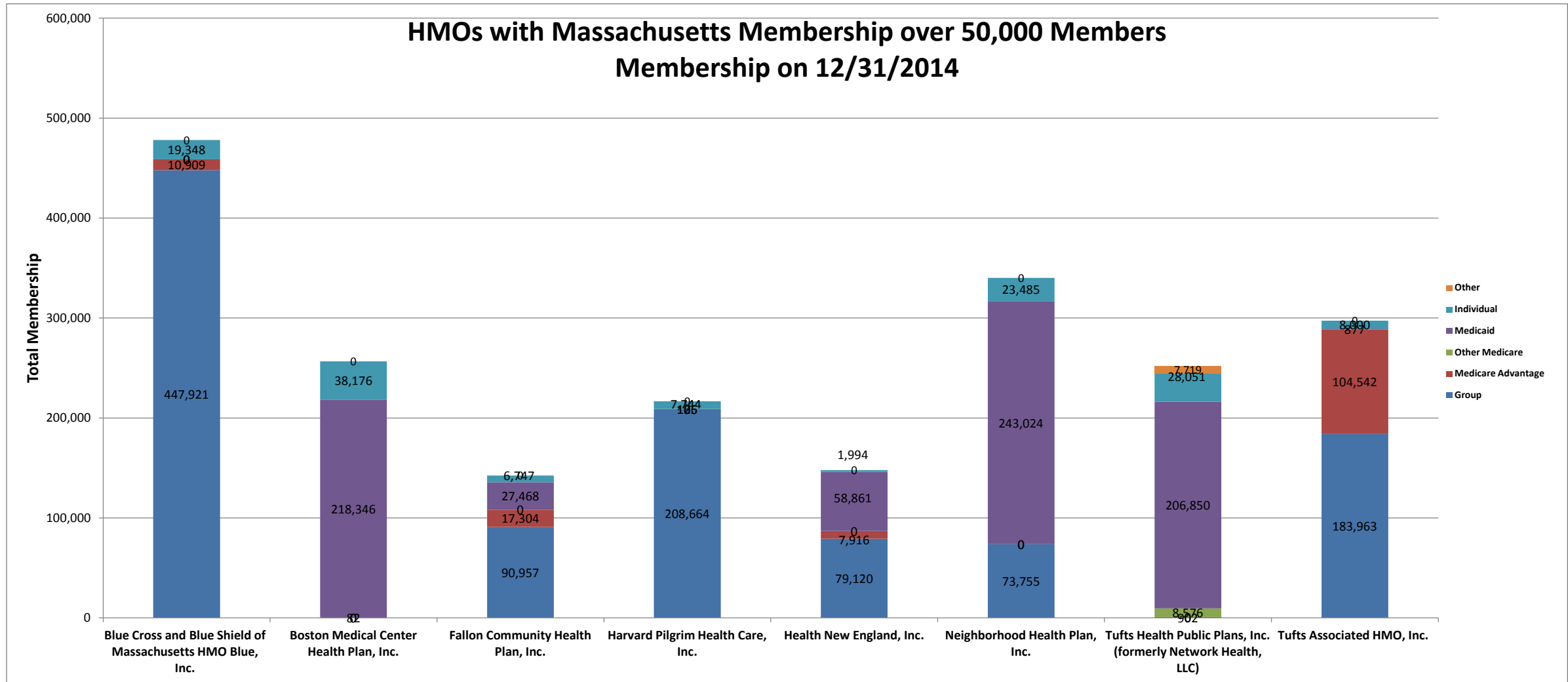


¹ Tufts Health Public Plans, Inc. (formerly Network Health, LLC) was not licensed until October 1, 2011. The 3rd quarter 2011 membership report includes Tufts Health Public Plans, Inc. (formerly Network Health, LLC) for the first time.

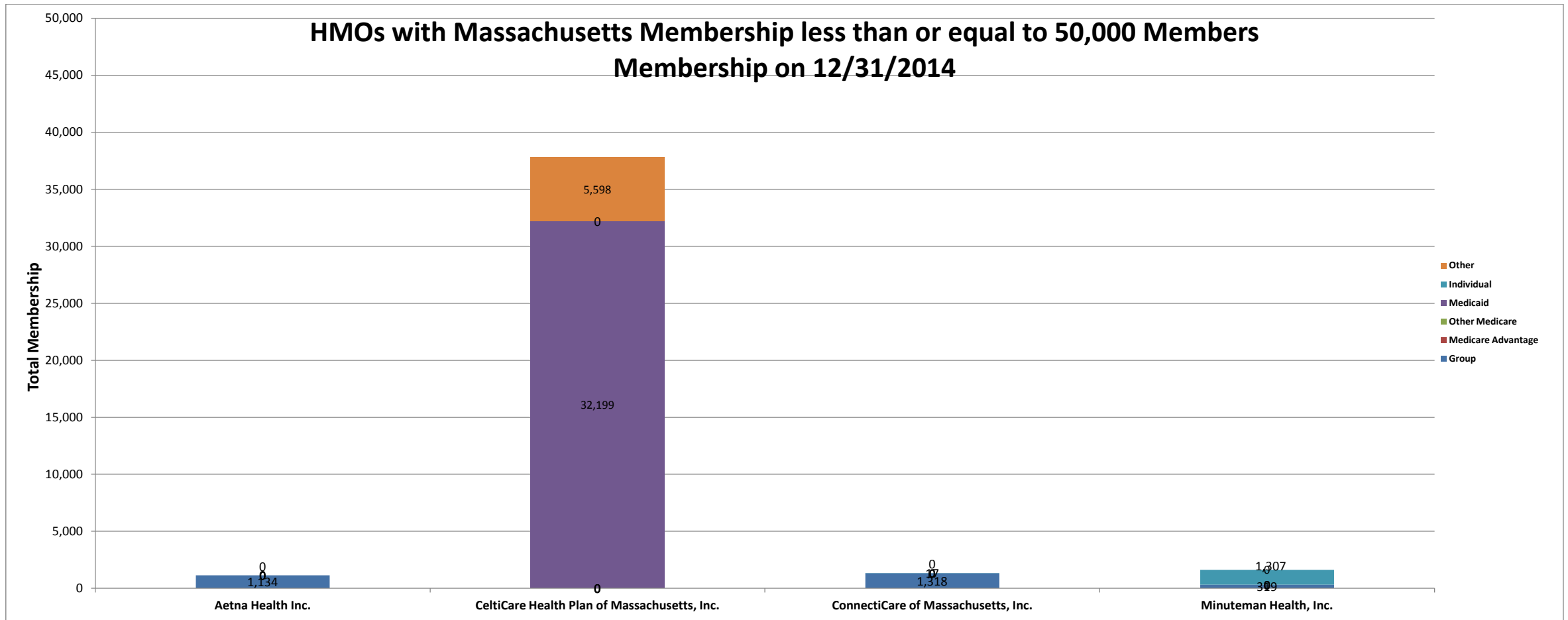
COMPARISON OF 4TH QUARTER MEMBERSHIP TO LAST THREE 4TH QUARTERS



¹ Membership in plans offered by Minuteman Health, Inc. began January 1, 2014



¹ Individual membership includes enrollment in Commonwealth Care for Boston Medical Center Health Plan, Inc., Fallon Community Health Plan, Inc., Neighborhood Health Plan, Inc., and Tufts Health Public Plans, Inc. (formerly Network Health, LLC).

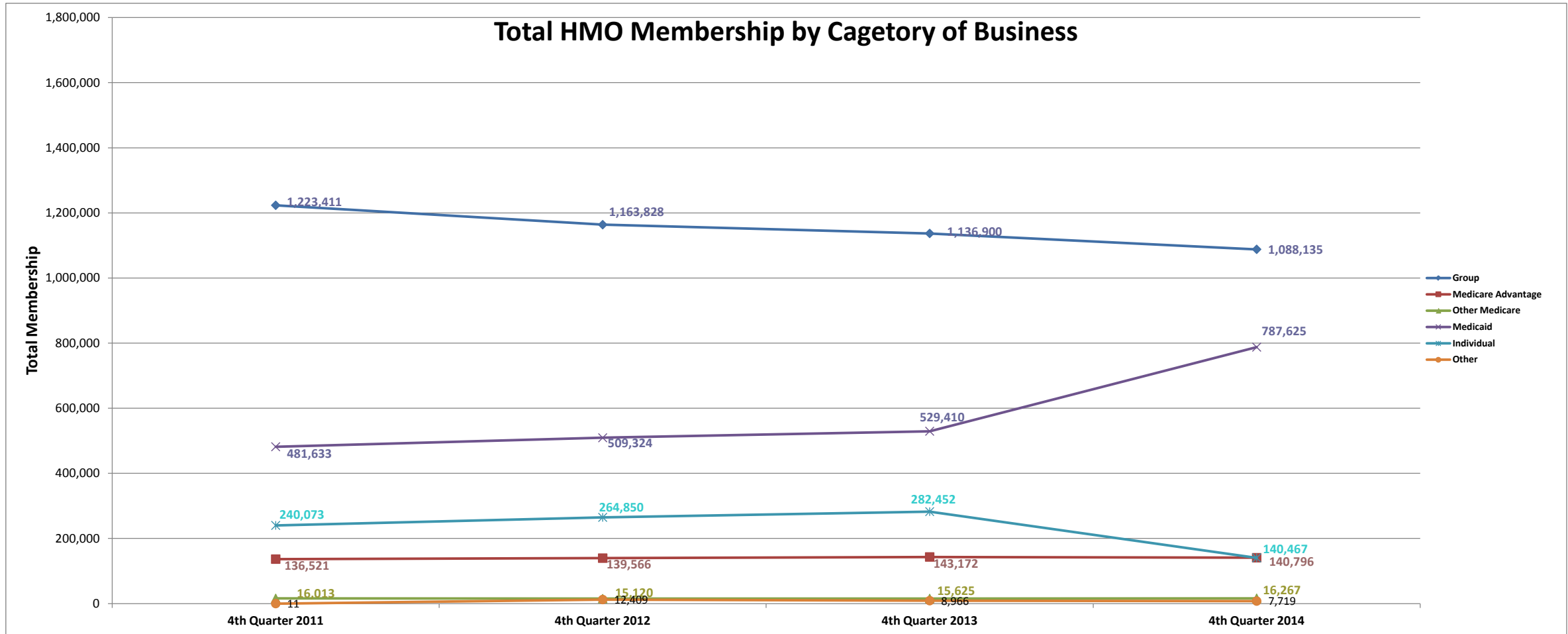


¹ Individual membership includes enrollment in Commonwealth Care for CeltiCare Health Plan of Massachusetts, Inc.

² Effective December 1, 2011, UnitedHealthcare of New England, Inc. ceased offering small group health plans in Massachusetts and began nonrenewing all small group health business as of January 1, 2012.

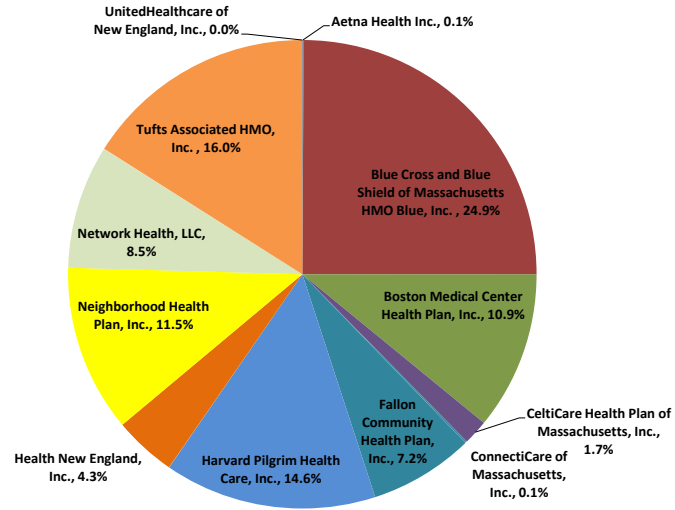
³ Membership in plans offered by Minuteman Health, Inc. began January 1, 2014.

COMPARISON OF 4TH QUARTER MEMBERSHIP TO LAST THREE 4TH QUARTERS

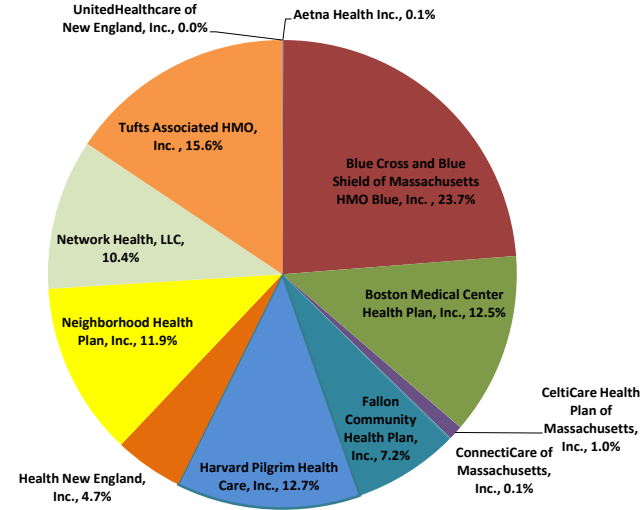


¹ Individual membership includes enrollment in Commonwealth Care for Boston Medical Center Health Plan, Inc., Fallon Community Health Plan, Inc., Neighborhood Health Plan, Inc., CeltiCare Health Plan of Massachusetts, Inc., and Tufts Health Public Plans, Inc. (formerly Network Health, LLC).

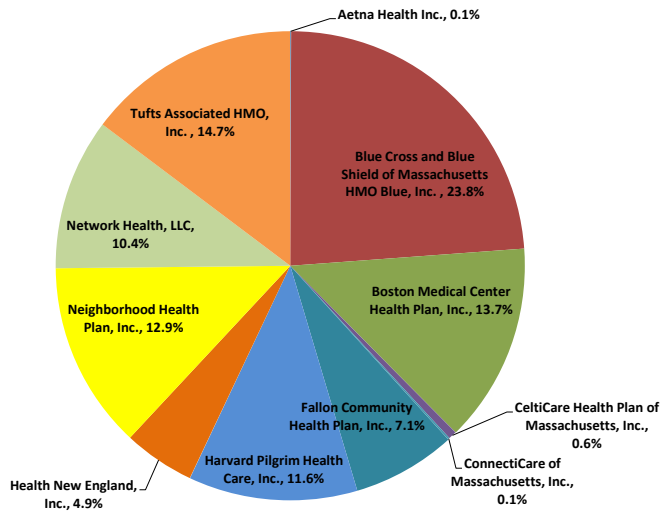
4th Quarter 2011 Share of Massachusetts HMO Market



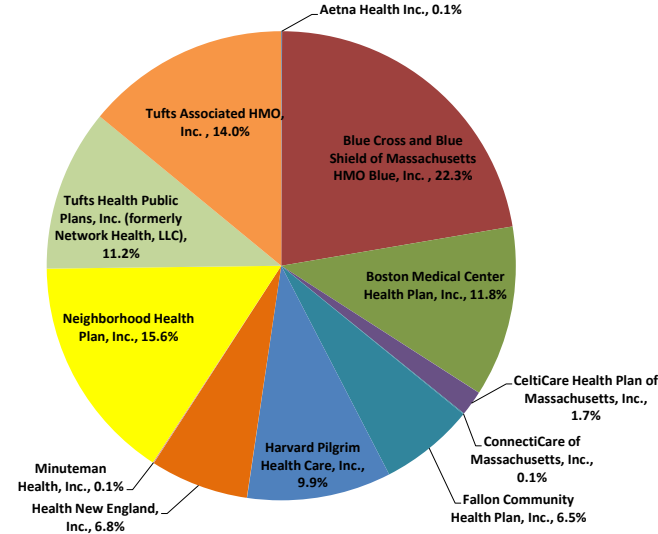
4th Quarter 2012 Share of Massachusetts HMO Market



4th Quarter 2013 Share of Massachusetts HMO Market



4th Quarter 2014 Share of Massachusetts HMO Market



¹Membership charts reflect those persons enrolled only in closed network plans; so-called "dual certificate option" plan (POS) members and insured preferred provider plan members are not included in this report.

²Network Health, LLC was not licensed until October 1, 2011. The 3rd quarter 2011 membership report includes Network Health, LLC for the first time.

³UnitedHealthcare of New England, Inc. began non-renewing plans January 1, 2012 and had no remaining membership as of January 1, 2013.

⁴Membership in plans offered by Minuteman Health, Inc. began January 1, 2014

Massachusetts Division of Insurance
Quarterly Report of Health Maintenance Organization Membership in Closed Network Health Plans
as of December 31, 2014¹

TOTAL MEMBERSHIP BY COUNTY

Closed Network

	Barnstable	Berkshire	Bristol	Dukes	Essex	Franklin	Hampden	Hampshire	Middlesex	Nantucket	Norfolk	Plymouth	Suffolk	Worcester	Massachusetts
	Members at End of Quarter	Members at End of Quarter	Members at End of Quarter	Members at End of Quarter	Members at End of Quarter	Members at End of Quarter	Members at End of Quarter	Members at End of Quarter	Members at End of Quarter	Members at End of Quarter	Members at End of Quarter	Members at End of Quarter	Members at End of Quarter	Members at End of Quarter	Members at End of Quarter
Aetna Health Inc. ²	44	8	45	0	112	2	89	19	372	0	122	93	97	131	1,134
Blue Cross and Blue Shield of Massachusetts HMO Blue, Inc. ³	14,116	10,162	35,680	947	59,297	4,569	20,184	10,087	126,647	934	56,862	42,636	36,174	67,408	485,703
Boston Medical Center Health Plan, Inc.	15,813	18,372	47,780	557	20,530	3,715	38,028	8,429	17,243	257	13,081	19,467	34,402	18,930	256,604
CeltiCare Health Plan of Massachusetts, Inc.	1,542	454	3,693	301	4,041	425	2,141	553	6,109	159	3,074	2,758	8,151	4,396	37,797
ConnectiCare of Massachusetts, Inc.	0	7	0	0	1	67	970	274	8	0	0	0	1	7	1,335
Fallon Community Health Plan, Inc.	311	1,509	4,701	1	10,254	1,813	8,298	2,822	19,968	2	4,272	5,388	1,248	81,889	142,476
Harvard Pilgrim Health Care, Inc.	10,553	938	15,282	939	24,446	620	1,889	2,649	60,926	279	28,945	20,702	20,349	28,016	216,533
Health New England, Inc.	7	11,420	11	3	17	14,586	96,250	24,098	40	0	15	12	27	1,571	148,057
Minuteman Health, Inc. ⁴	1	0	177	0	247	0	0	0	513	0	131	169	118	270	1,626
Neighborhood Health Plan, Inc.	9,796	1,134	24,113	3,202	66,939	441	7,795	912	75,915	2,060	33,777	24,234	71,816	18,130	340,264
Tufts Health Public Plans, Inc. (formerly Network Health, LLC)	5,675	1,677	16,134	15	32,523	1,179	11,426	1,838	60,414	10	16,274	15,823	29,826	50,708	243,522
Tufts Associated HMO, Inc. ⁵	9,910	1,821	22,346	61	36,714	1,287	10,022	3,562	92,391	11	37,532	27,115	20,010	43,176	305,958
Total HMO Members	67,768	47,502	169,962	6,026	255,121	28,704	197,092	55,243	460,546	3,712	194,085	158,397	222,219	314,632	2,181,009
2014 Massachusetts Population ⁶	214,914	128,715	554,194	17,356	769,091	70,862	468,161	160,939	1,570,315	10,856	692,254	507,022	767,254	813,475	6,745,408
Market Penetration Rate ⁷	31.53%	36.90%	30.67%	34.72%	33.17%	40.51%	42.10%	34.33%	29.33%	34.19%	28.04%	31.24%	28.96%	38.68%	32.33%

PPO

	Barnstable	Berkshire	Bristol	Dukes	Essex	Franklin	Hampden	Hampshire	Middlesex	Nantucket	Norfolk	Plymouth	Suffolk	Worcester	Massachusetts
	Members at End of Quarter	Members at End of Quarter	Members at End of Quarter	Members at End of Quarter	Members at End of Quarter	Members at End of Quarter	Members at End of Quarter	Members at End of Quarter	Members at End of Quarter	Members at End of Quarter	Members at End of Quarter	Members at End of Quarter	Members at End of Quarter	Members at End of Quarter	Members at End of Quarter
Aetna Health Inc. ²	5	2	5	0	18	2	24	5	14	0	11	11	5	24	126
Blue Cross and Blue Shield of Massachusetts HMO Blue, Inc. ³	4,234	1,657	7,737	610	15,991	1,163	4,813	2,165	43,039	1,077	18,810	8,845	11,598	13,263	135,002
Boston Medical Center Health Plan, Inc.	0	0	0	0	0	0	0	0	0	0	0	0	0	0	0
CeltiCare Health Plan of Massachusetts, Inc.	0	0	0	0	0	Yes	0	0	0	0	0	0	0	0	0
ConnectiCare of Massachusetts, Inc.	0	0	0	0	0	3	118	41	0	0	0	0	0	0	162
Fallon Community Health Plan, Inc.	2	0	0	0	0	0	0	0	2	0	0	0	0	21	25
Harvard Pilgrim Health Care, Inc.	537	27	795	154	2,756	14	92	50	8,059	18	3,219	1,425	2,448	1,540	21,134
Health New England, Inc.	10	254	17	0	37	185	1,312	654	66	0	30	18	21	124	2,728
Minuteman Health, Inc. ⁴	0	0	0	0	0	0	0	0	20	0	5	0	1	3	29
Neighborhood Health Plan, Inc.	0	0	0	0	0	0	0	0	0	0	0	0	0	0	0
Tufts Health Public Plans, Inc. (formerly Network Health, LLC)	0	0	0	0	0	0	0	0	0	0	0	0	0	0	0
Tufts Associated HMO, Inc. ⁵	16	12	55	0	188	15	22	46	660	3	241	126	204	87	1,675
Total HMO Members	4,804	1,952	8,609	764	18,990	1,382	6,381	2,961	51,860	1,098	22,316	10,425	14,277	15,062	160,881
2014 Massachusetts Population ⁶	214,914	128,715	554,194	17,356	769,091	70,862	468,161	160,939	1,570,315	10,856	692,254	507,022	767,254	813,475	6,745,408
Market Penetration Rate ⁷	2.24%	1.52%	1.55%	4.40%	2.47%	1.95%	1.36%	1.84%	3.30%	10.11%	3.22%	2.06%	1.86%	1.85%	2.39%

¹ Information reported by HMOs as of the end of the fourth quarter of 2014 based upon the Massachusetts Division of Insurance's "Guidelines for Reporting Membership & Utilization Statistics - Version 6.1" that instructs HMOs to exclude members for whom the HMO did not bear any financial risk.

² Effective September 1, 2010, Aetna Health Inc. ceased offering small group health plans in Massachusetts and began nonrenewing all small group health business as of April 1, 2011.

³ Formerly a line of business of Blue Cross and Blue Shield of Massachusetts, Inc. ("BCBSMA"). Blue Cross and Blue Shield of Massachusetts HMO Blue, Inc. was created as a separate corporate entity for BCBSMA's HMO line of business effective January 1, 2005.

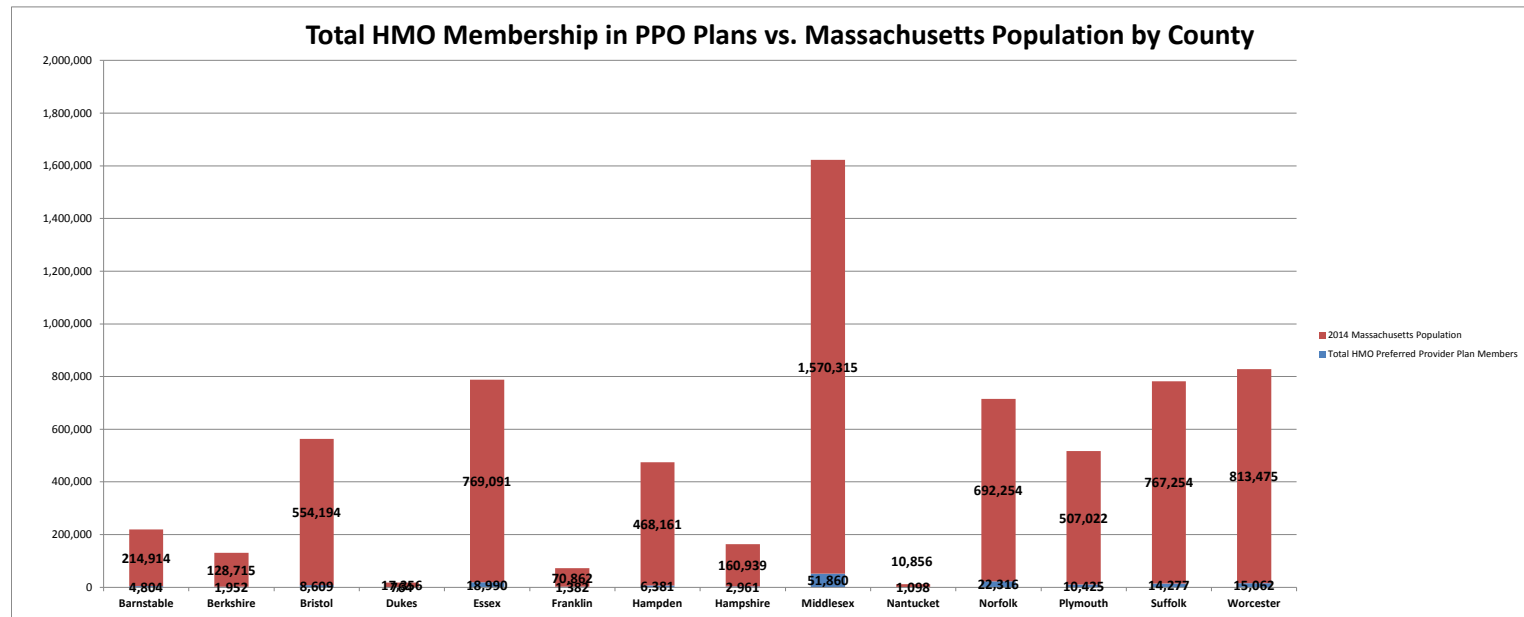
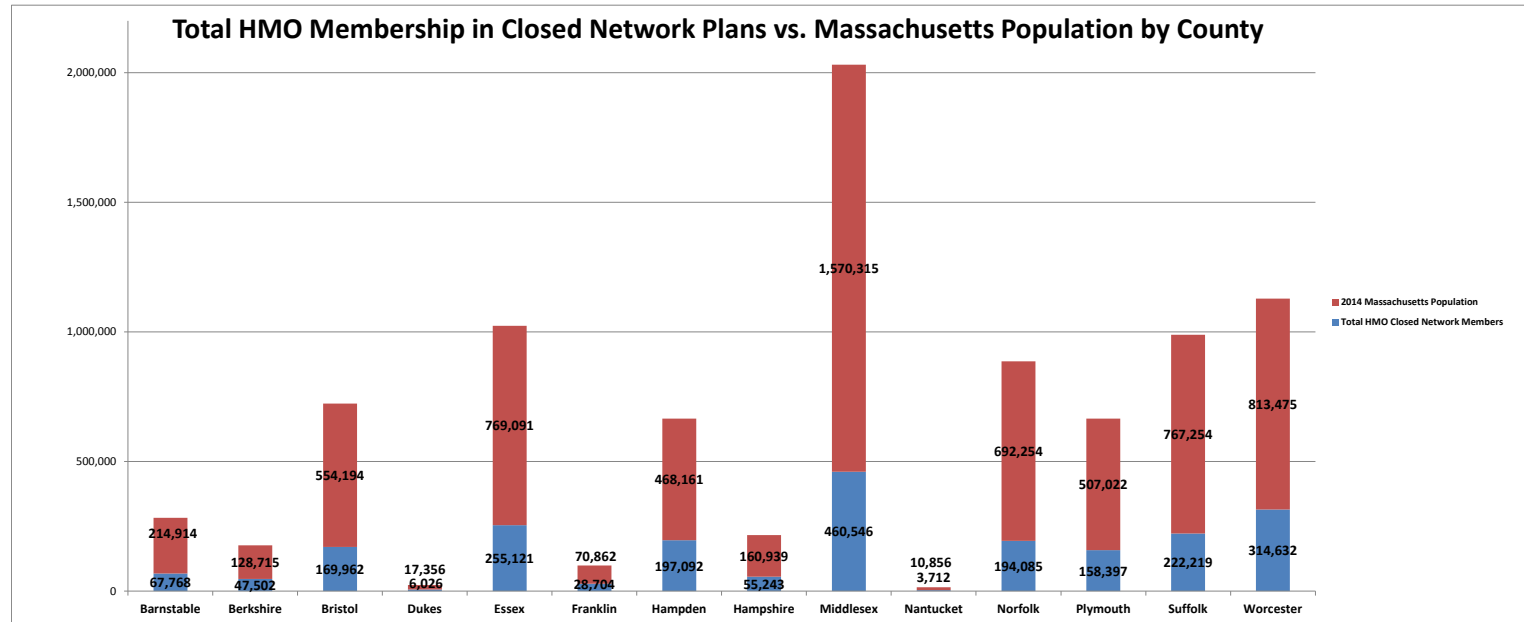
⁴ Membership in plans offered by Minuteman Health, Inc. began January 1, 2014

⁵ Doing business as Tufts Associated Health Plan ("TAHMO") and as Tufts Health Plan (THP).

⁶ 2014 Population Source: Annual Estimates of the Resident Population: April 1, 2010 to July 1, 2014. Source: Population Division, U.S. Census Bureau. Release Date: March 2015.

⁷ Total HMO members in each county divided by the 2014 population in each county.

TOTAL MEMBERSHIP BY COUNTY



Massachusetts Division of Insurance
 Quarterly Report of Health Maintenance Organization Membership in Closed Network Health Plans
 as of December 31, 2014 ¹

GROUP MEMBERSHIP BY COUNTY

Closed Network

Group ^{2,3} Members	Barnstable	Berkshire	Bristol	Dukes	Essex	Franklin	Hampden	Hampshire	Middlesex	Nantucket	Norfolk	Plymouth	Suffolk	Worcester	Massachusetts
	Members at End of Quarter	Members at End of Quarter	Members at End of Quarter	Members at End of Quarter	Members at End of Quarter	Members at End of Quarter	Members at End of Quarter	Members at End of Quarter	Members at End of Quarter	Members at End of Quarter	Members at End of Quarter	Members at End of Quarter	Members at End of Quarter	Members at End of Quarter	Members at End of Quarter
Aetna Health Inc. ⁴	44	8	45	0	112	2	89	19	372	0	122	93	97	131	1,134
Blue Cross and Blue Shield of Massachusetts HMO Blue, Inc. ⁵	12,223	9,800	33,156	818	55,242	3,955	17,601	9,160	117,204	814	52,197	39,680	33,792	62,279	447,921
Boston Medical Center Health Plan, Inc.	4	0	12	0	2	0	4	7	18	0	11	8	15	1	82
CeltiCare Health Plan of Massachusetts, Inc.	0	0	0	0	0	0	0	0	0	0	0	0	0	0	0
ConnectiCare of Massachusetts, Inc.	0	7	0	0	1	67	957	270	8	0	0	0	1	7	1,318
Fallon Community Health Plan, Inc.	160	1,453	3,886	0	5,947	1,455	5,955	2,578	11,157	0	2,771	4,452	891	50,252	90,957
Harvard Pilgrim Health Care, Inc.	9,901	917	14,920	858	23,691	604	1,865	2,621	58,329	237	27,727	19,986	19,693	27,315	208,664
Health New England, Inc.	3	8,761	2	2	5	8,337	42,938	17,534	25	0	8	4	16	1,485	79,120
Minuteman Health, Inc. ⁶	0	0	30	0	66	0	0	0	95	0	16	53	13	46	319
Neighborhood Health Plan, Inc.	4,109	9	4,224	1,038	15,696	15	179	31	18,079	684	9,121	5,028	12,479	3,063	73,755
Tufts Health Public Plans, Inc. (formerly Network Health, LLC)	60	24	80	1	46	2	49	32	171	1	94	92	37	213	902
Tufts Associated HMO, Inc. ⁷	6,074	1,523	14,951	49	23,790	1,104	4,060	2,344	51,790	10	23,106	18,893	14,599	21,670	183,963
Total Group Members	32,578	22,502	71,306	2,766	124,598	15,541	73,697	34,596	257,248	1,746	115,173	88,289	81,633	166,462	1,088,135

PPO

Group ^{4,5} Members	Barnstable	Berkshire	Bristol	Dukes	Essex	Franklin	Hampden	Hampshire	Middlesex	Nantucket	Norfolk	Plymouth	Suffolk	Worcester	Massachusetts
	Members at End of Quarter	Members at End of Quarter	Members at End of Quarter	Members at End of Quarter	Members at End of Quarter	Members at End of Quarter	Members at End of Quarter	Members at End of Quarter	Members at End of Quarter	Members at End of Quarter	Members at End of Quarter	Members at End of Quarter	Members at End of Quarter	Members at End of Quarter	Members at End of Quarter
Aetna Health Inc. ⁴	5	2	5	0	18	2	24	5	14	0	11	11	5	24	126
Blue Cross and Blue Shield of Massachusetts HMO Blue, Inc. ⁵	2,017	1,475	5,634	498	12,694	397	2,421	1,080	36,804	938	15,380	6,723	9,952	7,754	103,767
ConnectiCare of Massachusetts, Inc.	0	0	0	0	0	3	115	41	0	0	0	0	0	0	159
Harvard Pilgrim Health Care, Inc.	493	21	751	142	2,667	13	86	47	7,751	17	3,100	1,381	2,324	1,478	20,271
Health New England, Inc.	10	217	17	0	37	124	1,058	552	66	0	30	18	21	124	2,274
Minuteman Health, Inc.	0	0	0	0	0	0	0	0	16	0	1	0	0	0	17
Tufts Associated HMO, Inc. ⁷	16	12	55	0	188	15	22	46	660	3	241	126	204	87	1,675
Total Group Members	2,541	1,727	6,462	640	15,604	554	3,726	1,771	45,311	958	18,763	8,259	12,506	9,467	128,289

¹ Information reported by HMOs as of the end of the 4th quarter of 2014 based upon the Massachusetts Division of Insurance's "Guidelines for Reporting Membership & Utilization Statistics - Version 6.1" that instructs HMOs to exclude members for whom the HMO did not bear any financial risk.

² Includes all commercial group members as defined in the Massachusetts Division of Insurance's "Guidelines for Reporting Membership & Utilization Statistics - Version 6.1."

³ Carriers that do not have any "Group" business are not reflected on this report.

⁴ Effective September 1, 2010, Aetna Health Inc. ceased offering small group health plans in Massachusetts and will begin nonrenewing all small group health business as of April 1, 2011.

⁵ Formerly a line of business of Blue Cross and Blue Shield of Massachusetts, Inc. ("BCBSMA"). Blue Cross and Blue Shield of Massachusetts HMO Blue, Inc. was created as a separate corporate entity for BCBSMA's HMO line of business effective January 1, 2005.

⁶ Membership in plans offered by Minuteman Health, Inc. began January 1, 2014

⁷ Doing business as Tufts Associated Health Plan ("TAHMO") and as Tufts Health Plan (THP).

Massachusetts Division of Insurance
 Quarterly Report of Health Maintenance Organization Membership in Closed Network Health Plans
 as of December 31, 2014 ¹

MEDICARE ADVANTAGE MEMBERSHIP BY COUNTY

Closed Network

	Barnstable	Berkshire	Bristol	Dukes	Essex	Franklin	Hampden	Hampshire	Middlesex	Nantucket	Norfolk	Plymouth	Suffolk	Worcester	Massachusetts
	Members at End of Quarter	Members at End of Quarter	Members at End of Quarter	Members at End of Quarter	Members at End of Quarter	Members at End of Quarter	Members at End of Quarter	Members at End of Quarter	Members at End of Quarter	Members at End of Quarter	Members at End of Quarter	Members at End of Quarter	Members at End of Quarter	Members at End of Quarter	Members at End of Quarter
Medicare Advantage Members ^{2,3}															
Aetna Health Inc. ⁴	0	0	0	0	0	0	0	0	0	0	0	0	0	0	0
Blue Cross and Blue Shield of Massachusetts HMO Blue, Inc. ⁵	516	0	703	0	980	419	1,650	475	1,341	0	1,067	721	366	2,671	10,909
Boston Medical Center Health Plan, Inc.	0	0	0	0	0	0	0	0	0	0	0	0	0	0	0
Fallon Community Health Plan, Inc.	124	0	407	0	311	212	1,965	97	1,371	1	260	231	130	12,195	17,304
Harvard Pilgrim Healthcare, Inc.	0	0	16	0	0	0	0	0	0	0	42	0	19	48	125
Health New England, Inc.	0	171	0	0	0	1,303	4,670	1,772	0	0	0	0	0	0	7,916
Tufts Associated HMO, Inc. ⁶	3,008	0	6,645	0	11,048	0	5,490	880	34,972	0	12,482	6,957	4,080	18,980	104,542
Total Medicare Advantage Members	3,648	171	7,771	0	12,339	1,934	13,775	3,224	37,684	1	13,851	7,909	4,595	33,894	140,796

PPO

	Barnstable	Berkshire	Bristol	Dukes	Essex	Franklin	Hampden	Hampshire	Middlesex	Nantucket	Norfolk	Plymouth	Suffolk	Worcester	Massachusetts
	Members at End of Quarter	Members at End of Quarter	Members at End of Quarter	Members at End of Quarter	Members at End of Quarter	Members at End of Quarter	Members at End of Quarter	Members at End of Quarter	Members at End of Quarter	Members at End of Quarter	Members at End of Quarter	Members at End of Quarter	Members at End of Quarter	Members at End of Quarter	Members at End of Quarter
Medicare Advantage Members ^{2,3}															
Blue Cross and Blue Shield of Massachusetts HMO Blue, Inc. ⁵	1,876	2	1,812	0	2,524	688	2,243	937	3,852	0	2,386	1,729	1,020	5,173	24,242
Fallon Community Health Plan, Inc.	2	0	0	0	0	0	0	0	2	0	0	0	0	21	25
Health New England, Inc.	0	12	0	0	0	59	248	95	0	0	0	0	0	0	414
Total Medicare Advantage Members	1,878	14	1,812	0	2,524	747	2,491	1,032	3,854	0	2,386	1,729	1,020	5,194	24,681

¹ Information reported by HMOs as of the end of the 4th quarter of 2014 based upon the Massachusetts Division of Insurance's "Guidelines for Reporting Membership & Utilization Statistics - Version 6.1" that instructs HMOs to exclude members for whom the HMO did not bear any financial risk.

² Includes all members enrolled in the HMO under a Medicare Advantage contract with the Centers for Medicare and Medicaid Services as defined in the Massachusetts Division of Insurance's "Guidelines for Reporting Membership & Utilization Statistics - Version 6.1."

³ Carriers that do not have any "Medicare Advantage" business are not reflected on this report.

⁴ Effective September 1, 2010, Aetna Health Inc. ceased offering small group health plans in Massachusetts and will begin nonrenewing all small group health business as of April 1, 2011.

⁵ Formerly a line of business of Blue Cross and Blue Shield of Massachusetts, Inc. ("BCBSMA"). Blue Cross and Blue Shield of Massachusetts HMO Blue, Inc. was created as a separate corporate entity for BCBSMA's HMO line of business effective January 1, 2005.

⁶ Doing business as Tufts Associated Health Plan ("TAHMO") and as Tufts Health Plan (THP").

Massachusetts Division of Insurance
Quarterly Report of Health Maintenance Organization Membership in Closed Network Health Plans
as of December 31, 2014 ¹

OTHER MEDICARE MEMBERSHIP BY COUNTY

Closed Network

	Barnstable	Berkshire	Bristol	Dukes	Essex	Franklin	Hampden	Hampshire	Middlesex	Nantucket	Norfolk	Plymouth	Suffolk	Worcester	Massachusetts
	Members at End of Quarter	Members at End of Quarter	Members at End of Quarter	Members at End of Quarter	Members at End of Quarter	Members at End of Quarter	Members at End of Quarter	Members at End of Quarter	Members at End of Quarter	Members at End of Quarter	Members at End of Quarter	Members at End of Quarter	Members at End of Quarter	Members at End of Quarter	Members at End of Quarter
Other Medicare Members ^{2,3}															
Blue Cross and Blue Shield of Massachusetts HMO Blue, Inc. ^{4,5}	335	51	903	14	1,017	9	443	46	2,199	2	883	650	366	607	7,525
Health New England, Inc.	0	47	3	0	0	21	57	32	1	0	1	2	1	1	166
Tufts Associated HMO, Inc. ⁶	371	195	295	3	993	128	333	196	2,537	0	791	445	652	1,637	8,576
Total Other Medicare Members	706	293	1,201	17	2,010	158	833	274	4,737	2	1,675	1,097	1,019	2,245	16,267

PPO

	Barnstable	Berkshire	Bristol	Dukes	Essex	Franklin	Hampden	Hampshire	Middlesex	Nantucket	Norfolk	Plymouth	Suffolk	Worcester	Massachusetts
	Members at End of Quarter	Members at End of Quarter	Members at End of Quarter	Members at End of Quarter	Members at End of Quarter	Members at End of Quarter	Members at End of Quarter	Members at End of Quarter	Members at End of Quarter	Members at End of Quarter	Members at End of Quarter	Members at End of Quarter	Members at End of Quarter	Members at End of Quarter	Members at End of Quarter
Other Medicare Members ^{4,5}															
N/A	0	0	0	0	0	0	0	0	0	0	0	0	0	0	0
Total Other Medicare Members	0	0	0	0	0	0	0	0	0	0	0	0	0	0	0

¹ Information reported by HMOs as of the end of the 2nd quarter of 2014 based upon the Massachusetts Division of Insurance's "Guidelines for Reporting Membership & Utilization Statistics - Version 6.1" that instructs HMOs to exclude members for whom the HMO did not bear any financial risk.

² Includes all members enrolled in other Medicare plans including, for example, so-called "Medicare Wrap-Around" policies as defined in the Massachusetts Division of Insurance's "Guidelines for Reporting Membership & Utilization Statistics - Version 6.1."

³ Carriers that do not have any "Other Medicare" business are not reflected on this report.

⁴ Formerly a line of business of Blue Cross and Blue Shield of Massachusetts, Inc. ("BCBSMA"). Blue Cross and Blue Shield of Massachusetts HMO Blue, Inc. was created as a separate corporate entity for BCBSMA's HMO line of business effective January 1, 2005.

⁵ Blue Cross and Blue Shield of Massachusetts HMO Blue, Inc. offers a group "Medicare Wrap-Around" product under the name "Managed Blue for Seniors."

⁶ Doing business as Tufts Associated Health Plan ("TAHMO") and as Tufts Health Plan (THP). TAHMO offers a group "Medicare Wrap-Around" product under the name "Tufts Medicare Complement" (TMC).

Massachusetts Division of Insurance
Quarterly Report of Health Maintenance Organization Membership in Closed Network Health Plans
as of December 31, 2014 ¹

MEDICAID MEMBERSHIP BY COUNTY

Closed Network

	Barnstable	Berkshire	Bristol	Dukes	Essex	Franklin	Hampden	Hampshire	Middlesex	Nantucket	Norfolk	Plymouth	Suffolk	Worcester	Massachusetts
	Members at End of Quarter	Members at End of Quarter	Members at End of Quarter	Members at End of Quarter	Members at End of Quarter	Members at End of Quarter	Members at End of Quarter	Members at End of Quarter	Members at End of Quarter	Members at End of Quarter	Members at End of Quarter	Members at End of Quarter	Members at End of Quarter	Members at End of Quarter	Members at End of Quarter
Medicaid² Members³															
Boston Medical Center Health Plan, Inc.	12,835	16,486	43,500	554	16,398	2,868	34,705	7,139	12,647	253	10,212	16,758	27,707	16,284	218,346
CeltiCare Health Plan of Massachusetts, Inc.	1,289	443	3,390	3	3,061	301	1,885	446	5,054	1	2,655	2,496	7,211	3,964	32,199
Fallon Community Health Plan, Inc.	12	3	22	1	3,543	89	146	13	5,680	1	726	19	81	17,132	27,468
Health New England, Inc. ⁴	4	2,063	6	1	12	4,651	47,791	4,258	10	0	5	6	10	44	58,861
Neighborhood Health Plan, Inc.	4,582	1,117	18,487	1,655	47,177	415	7,371	870	51,321	948	21,784	17,520	55,948	13,829	243,024
Network Health, LLC	4,637	1,133	13,976	12	27,795	1,023	9,874	1,289	49,842	8	12,451	13,402	26,003	45,405	206,850
Tufts Associated HMO, Inc. ⁵	138	0	54	0	74	0	1	0	263	0	123	116	97	11	877
Total Medicaid Members	23,497	21,245	79,435	2,226	98,060	9,347	101,773	14,015	124,817	1,211	47,956	50,317	117,057	96,669	787,625

PPO

	Barnstable	Berkshire	Bristol	Dukes	Essex	Franklin	Hampden	Hampshire	Middlesex	Nantucket	Norfolk	Plymouth	Suffolk	Worcester	Massachusetts
	Members at End of Quarter	Members at End of Quarter	Members at End of Quarter	Members at End of Quarter	Members at End of Quarter	Members at End of Quarter	Members at End of Quarter	Members at End of Quarter	Members at End of Quarter	Members at End of Quarter	Members at End of Quarter	Members at End of Quarter	Members at End of Quarter	Members at End of Quarter	Members at End of Quarter
Medicaid² Members³															
N/A	0	0	0	0	0	0	0	0	0	0	0	0	0	0	0
Total Medicaid Members	0	0	0	0	0	0	0	0	0	0	0	0	0	0	0

¹ Information reported by HMOs as of the end of the 2nd quarter of 2014 based upon the Massachusetts Division of Insurance's "Guidelines for Reporting Membership & Utilization Statistics - Version 6.1" that instructs HMOs to exclude members for whom the HMO did not bear any financial risk.

² Includes all members enrolled in the HMO in which reimbursement is provided pursuant to Title XIX of the Federal Social Security Act as defined in the Massachusetts Division of Insurance's "Guidelines for Reporting Membership & Utilization Statistics - Version 6.1."

³ Carriers that do not have any "Medicaid" business are not reflected on this report.

⁴ Effective July 1, 2010 Health New England, Inc. began enrolling Medicaid members.

⁵ Doing business as Tufts Associated Health Plan ("TAHMO") and as Tufts Health Plan (THP).

Massachusetts Division of Insurance
Quarterly Report of Health Maintenance Organization Membership in Closed Network Health Plans
as of December 31, 2014 ¹

INDIVIDUAL MEMBERSHIP BY COUNTY

Closed Network

Individual Members ^{2,3}	Barnstable	Berkshire	Bristol	Dukes	Essex	Franklin	Hampden	Hampshire	Middlesex	Nantucket	Norfolk	Plymouth	Suffolk	Worcester	Massachusetts
	Members at End of Quarter	Members at End of Quarter	Members at End of Quarter	Members at End of Quarter	Members at End of Quarter	Members at End of Quarter	Members at End of Quarter	Members at End of Quarter	Members at End of Quarter	Members at End of Quarter	Members at End of Quarter	Members at End of Quarter	Members at End of Quarter	Members at End of Quarter	Members at End of Quarter
Aetna Health Inc. ⁴	0	0	0	0	0	0	0	0	0	0	0	0	0	0	0
Blue Cross and Blue Shield of Massachusetts HMO Blue, Inc. ⁵	1,042	311	918	115	2,058	186	490	406	5,903	118	2,715	1,585	1,650	1,851	19,348
Boston Medical Center Health Plan, Inc. ⁶	2,974	1,886	4,268	3	4,130	847	3,319	1,283	4,578	4	2,858	2,701	6,680	2,645	38,176
CeltiCare Health Plan of Massachusetts, Inc. ⁷	253	11	303	298	980	124	256	107	1,055	158	419	262	940	432	5,598
ConnectiCare of Massachusetts, Inc.	0	0	0	0	0	0	13	4	0	0	0	0	0	0	17
Fallon Community Health Plan, Inc. ⁸	15	53	386	0	453	57	232	134	1,760	0	515	686	146	2,310	6,747
Harvard Pilgrim Health Care, Inc.	652	21	346	81	755	16	24	28	2,597	42	1,176	716	637	653	7,744
Health New England, Inc.	0	378	0	0	0	274	794	502	4	0	1	0	0	41	1,994
Minuteman Health, Inc.	1	0	147	0	181	0	0	0	418	0	115	116	105	224	1,307
Neighborhood Health Plan, Inc. ⁹	1,105	8	1,402	509	4,066	11	245	11	6,515	428	2,872	1,686	3,389	1,238	23,485
Network Health, LLC ¹⁰	672	372	1,316	1	3,714	66	989	324	8,854	1	2,914	1,620	3,288	3,920	28,051
Tufts Associated HMO, Inc. ¹¹	319	103	401	9	809	55	138	142	2,829	1	1,030	704	582	878	8,000
Total Individual Members	7,033	3,143	9,487	1,016	17,146	1,636	6,500	2,941	34,513	752	14,615	10,076	17,417	14,192	140,467

PPO

Individual Members ^{4,5}	Barnstable	Berkshire	Bristol	Dukes	Essex	Franklin	Hampden	Hampshire	Middlesex	Nantucket	Norfolk	Plymouth	Suffolk	Worcester	Massachusetts
	Members at End of Quarter	Members at End of Quarter	Members at End of Quarter	Members at End of Quarter	Members at End of Quarter	Members at End of Quarter	Members at End of Quarter	Members at End of Quarter	Members at End of Quarter	Members at End of Quarter	Members at End of Quarter	Members at End of Quarter	Members at End of Quarter	Members at End of Quarter	Members at End of Quarter
Blue Cross and Blue Shield of Massachusetts HMO Blue, Inc. ⁵	341	180	291	112	773	78	149	148	2,383	139	1,044	393	626	336	6,993
ConnectiCare of Massachusetts, Inc.	0	0	0	0	0	0	3	0	0	0	0	0	0	0	3
Harvard Pilgrim Health Care, Inc.	44	6	44	12	89	1	6	3	308	1	119	44	124	62	863
Minuteman Health, Inc.	0	0	0	0	0	0	0	0	4	0	4	0	1	3	12
Tufts Associated HMO, Inc. ¹¹	0	0	0	0	0	0	0	0	0	0	0	0	0	0	0
Total Individual Members	385	186	335	124	862	79	158	151	2,695	140	1,167	437	751	401	7,871

¹ Information reported by HMOs as of the end of the 4th quarter of 2014 based upon the Massachusetts Division of Insurance's "Guidelines for Reporting Membership & Utilization Statistics - Version 6.1"

that instructs HMOs to exclude members for whom the HMO did not bear any financial risk.

² Includes all members who do not belong to a group and who contract directly with the HMO as defined in the Massachusetts Division of Insurance's "Guidelines for Reporting Membership & Utilization Statistics - Version 6.1."

This includes persons enrolled in closed guaranteed issue managed care plans offered between October 1, 1997 and July 1, 2007, and persons covered under so-called closed health plans offered prior to October 1, 1997.

³ Carriers that do not show any "Individual" members are not reflected on this report.

⁴ Effective September 1, 2010 Aetna Health Inc. ceased offering small group health plans in Massachusetts and will begin nonrenewing all small group health business as of April 1, 2011.

⁵ Formerly a line of business of Blue Cross and Blue Shield of Massachusetts, Inc. ("BCBSMA"). Blue Cross and Blue Shield of Massachusetts HMO Blue, Inc. was created as a separate corporate entity for BCBSMA's HMO line of business effective January 1, 2005.

⁶ Boston Medical Center Health Plan, Inc.'s figure includes 36,026 individuals enrolled through the Connector Commonwealth Care plan through December 31, 2014.

⁷ CeltiCare Health Plan of Massachusetts, Inc.'s figure includes 5,478 individuals enrolled through the Connector Commonwealth Care plan through December 31, 2014.

⁸ Fallon Community Health Plan, Inc.'s figure includes 1,461 individuals enrolled through the Connector Commonwealth Care plan through December 31, 2014.

⁹ Neighborhood Health Plan, Inc.'s figure includes 11,969 individuals enrolled through the Connector Commonwealth Care plan through December 31, 2014.

¹⁰ Network Health, LLC's figure includes 26,055 individuals enrolled through the Connector Commonwealth Care plan through December 31, 2014. Effective July 1, 2014, Network Health, LLC changed its name to Tufts Health Public Plans, Inc.

¹¹ Doing business as Tufts Associated Health Plan ("TAHMO") and as Tufts Health Plan (THP).

Massachusetts Division of Insurance
Quarterly Report of Health Maintenance Organization Membership in Closed Network Health Plans
as of December 31, 2014 ¹

OTHER MEMBERSHIP BY COUNTY

	Barnstable	Berkshire	Bristol	Dukes	Essex	Franklin	Hampden	Hampshire	Middlesex	Nantucket	Norfolk	Plymouth	Suffolk	Worcester	Massachusetts
	Members at End of Quarter	Members at End of Quarter	Members at End of Quarter	Members at End of Quarter	Members at End of Quarter	Members at End of Quarter	Members at End of Quarter	Members at End of Quarter	Members at End of Quarter	Members at End of Quarter	Members at End of Quarter	Members at End of Quarter	Members at End of Quarter	Members at End of Quarter	Members at End of Quarter
Other² Members³															
Network Health, LLC^{4,5}	306	148	762	1	968	88	514	193	1,547	0	815	709	498	1,170	7,719
Total Other Members	306	148	762	1	968	88	514	193	1,547	0	815	709	498	1,170	7,719

PPO

	Barnstable	Berkshire	Bristol	Dukes	Essex	Franklin	Hampden	Hampshire	Middlesex	Nantucket	Norfolk	Plymouth	Suffolk	Worcester	Massachusetts
	Members at End of Quarter	Members at End of Quarter	Members at End of Quarter	Members at End of Quarter	Members at End of Quarter	Members at End of Quarter	Members at End of Quarter	Members at End of Quarter	Members at End of Quarter	Members at End of Quarter	Members at End of Quarter	Members at End of Quarter	Members at End of Quarter	Members at End of Quarter	Members at End of Quarter
Other⁴ Members³															
N/A	0	0	0	0	0	0	0	0	0	0	0	0	0	0	0
Total Other Members	0	0	0	0	0	0	0	0	0	0	0	0	0	0	0

¹ Information reported by HMOs as of the end of the 4th quarter of 2014 based upon the Massachusetts Division of Insurance's "Guidelines for Reporting Membership & Utilization Statistics - Version 6.1" that instructs HMOs to exclude members for whom the HMO did not bear any financial risk.

² Includes all members enrolled in the HMO whose group coverage and COBRA coverage have expired and who have converted to an individual (conversion) policy as defined in the Massachusetts Division of Insurance's "Guidelines for Reporting Membership & Utilization Statistics - Version 6.1." This includes persons who enrolled in group conversion plans offered prior to October 1, 1997.

³ Carriers that do not have any members in closed group conversion plans are not reflected in this report.

⁴ This membership for Network Health, LLC consists of Medical Security Program members that is administered on behalf of the Department of Unemployment Assistance.

⁵ Effective July 1, 2014, Network Health, LLC changed its name to Tufts Health Public Plans, Inc.