

Massachusetts Division of Insurance  
 Quarterly Report of Health Maintenance Organization Membership in Closed Network Health Plans  
 as of September 30, 2015<sup>1</sup>

Closed Network

COMPARISON OF 4th QUARTER MEMBERSHIP TO THOSE OF PRIOR THREE QUARTERS	4th Quarter 2014 Members at End of Quarter	1st Quarter 2015 Members at End of Quarter	2nd Quarter 2015 Members at End of Quarter	3rd Quarter 2015 Members at End of Quarter	Member Change 2nd Qtr. 15 to 3rd Qtr. 15	Percent Change 2nd Qtr. 15 to 3rd Qtr. 15	3rd Quarter 2015 Share of Massachusetts Closed Network Market
Aetna Health Inc. <sup>2</sup>	1,134	1,372	1,370	1,710	340	24.8%	0.1%
Blue Cross and Blue Shield of Massachusetts HMO Blue, Inc.	485,703	470,224	463,875	464,367	492	0.1%	20.7%
Boston Medical Center Health Plan, Inc.	256,604	245,058	221,147	221,556	409	0.2%	9.9%
CeltiCare Health Plan of Massachusetts, Inc.	37,797	53,906	48,989	53,028	4,039	8.2%	2.4%
ConnectiCare of Massachusetts, Inc.	1,335	1,137	1,065	1,031	(34)	-3.2%	0.0%
Fallon Community Health Plan, Inc.	142,476	143,715	139,805	138,462	(1,343)	-1.0%	6.2%
Harvard Pilgrim Health Care, Inc.	216,533	216,407	214,240	211,055	(3,185)	-1.5%	9.4%
Health New England, Inc.	148,057	156,933	165,253	170,648	5,395	3.3%	7.6%
Minuteman Health, Inc. <sup>3</sup>	1,626	5,291	5,594	5,829	235	4.2%	0.3%
Neighborhood Health Plan, Inc.	340,264	379,893	388,531	408,915	20,384	5.2%	18.2%
Tufts Health Public Plans, Inc. (formerly Network Health, LLC)	243,522	270,373	269,968	279,579	9,611	3.6%	12.5%
Tufts Associated HMO, Inc. <sup>4</sup>	305,958	291,097	290,306	288,242	(2,064)	-0.7%	12.8%
<b>Totals</b>	<b>2,181,009</b>	<b>2,235,406</b>	<b>2,210,143</b>	<b>2,244,422</b>	<b>34,279</b>	<b>1.6%</b>	<b>100.0%</b>

PPO

COMPARISON OF 4th QUARTER MEMBERSHIP TO THOSE OF PRIOR THREE QUARTERS	4th Quarter 2014 Members at End of Quarter	1st Quarter 2015 Members at End of Quarter	2nd Quarter 2015 Members at End of Quarter	3rd Quarter 2015 Members at End of Quarter	Member Change 2nd Qtr. 15 to 3rd Qtr. 15	Percent Change 2nd Qtr. 15 to 3rd Qtr. 15	3rd Quarter 2015 Share of Massachusetts PPO Market
Aetna Health Inc. <sup>2</sup>	126	79	77	76	(1)	-1.3%	0.0%
Blue Cross and Blue Shield of Massachusetts HMO Blue, Inc.	135,002	146,784	150,063	154,358	4,295	2.9%	83.0%
Boston Medical Center Health Plan, Inc.	0	0	0	0	0	0.0%	0.0%
CeltiCare Health Plan of Massachusetts, Inc.	0	0	0	0	0	0.0%	0.0%
ConnectiCare of Massachusetts, Inc.	162	155	161	158	(3)	-1.9%	0.1%
Fallon Community Health Plan, Inc.	25	14	13	13	0	0.0%	0.0%
Harvard Pilgrim Health Care, Inc.	21,134	23,530	26,222	27,039	817	3.1%	14.5%
Health New England, Inc.	2,728	2,682	2,870	2,825	(45)	-1.6%	1.5%
Minuteman Health, Inc. <sup>3</sup>	29	41	107	127	20	18.7%	0.1%
Neighborhood Health Plan, Inc.	0	100	117	117	0	0.0%	0.1%
Tufts Health Public Plans, Inc. (formerly Network Health, LLC)	0	0	0	0	0	0.0%	0.0%
Tufts Associated HMO, Inc. <sup>4</sup>	1,675	1,198	1,206	1,170	(36)	-3.0%	0.6%
<b>Totals</b>	<b>160,881</b>	<b>174,583</b>	<b>180,836</b>	<b>185,883</b>	<b>5,047</b>	<b>2.8%</b>	<b>100.0%</b>

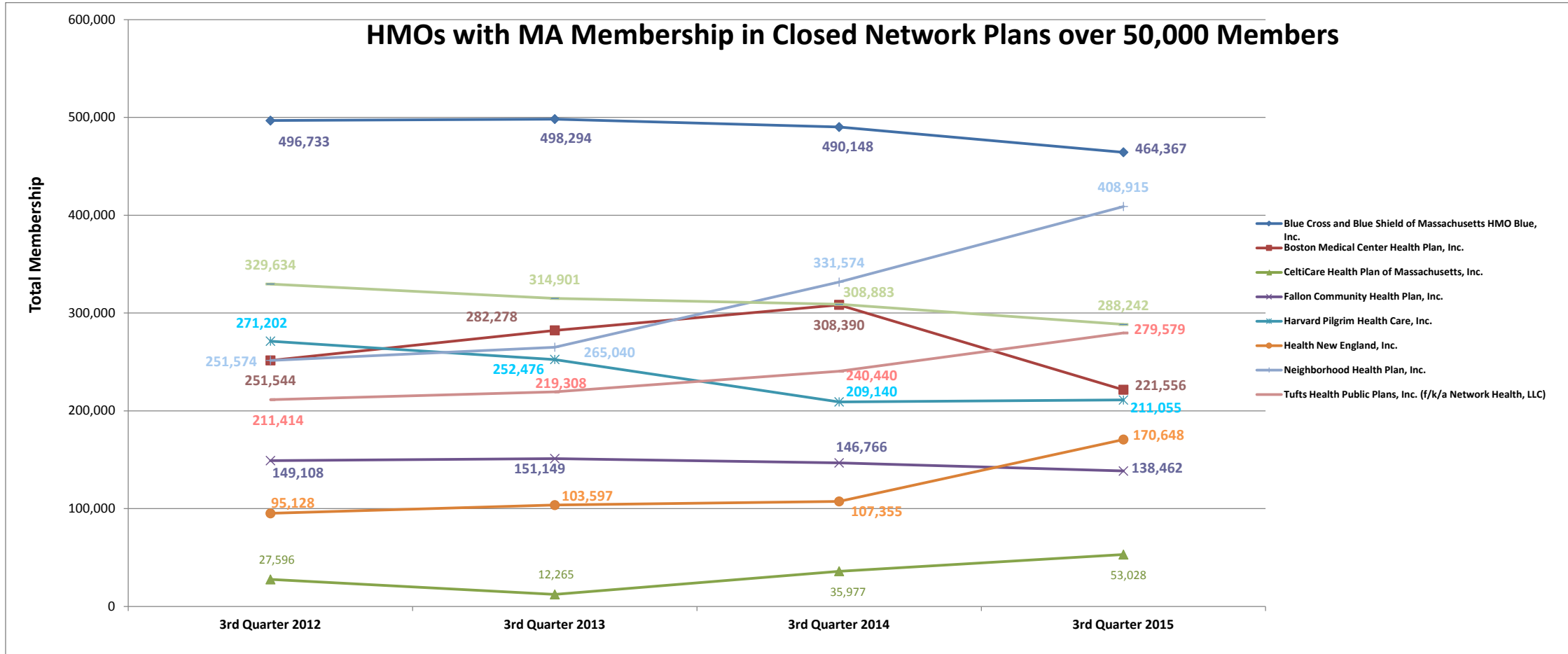
<sup>1</sup> Information reported by HMOs as of the end of the third quarter of 2015 based upon the Massachusetts Division of Insurance's "Guidelines for Reporting Membership & Utilization Statistics - Version 6.1" that instructs HMOs to exclude members for whom the HMO did not bear any financial risk.

<sup>2</sup> Effective September 1, 2010, Aetna Health Inc. ceased offering small group health plans in Massachusetts and began nonrenewing all small group health business as of April 1, 2011.

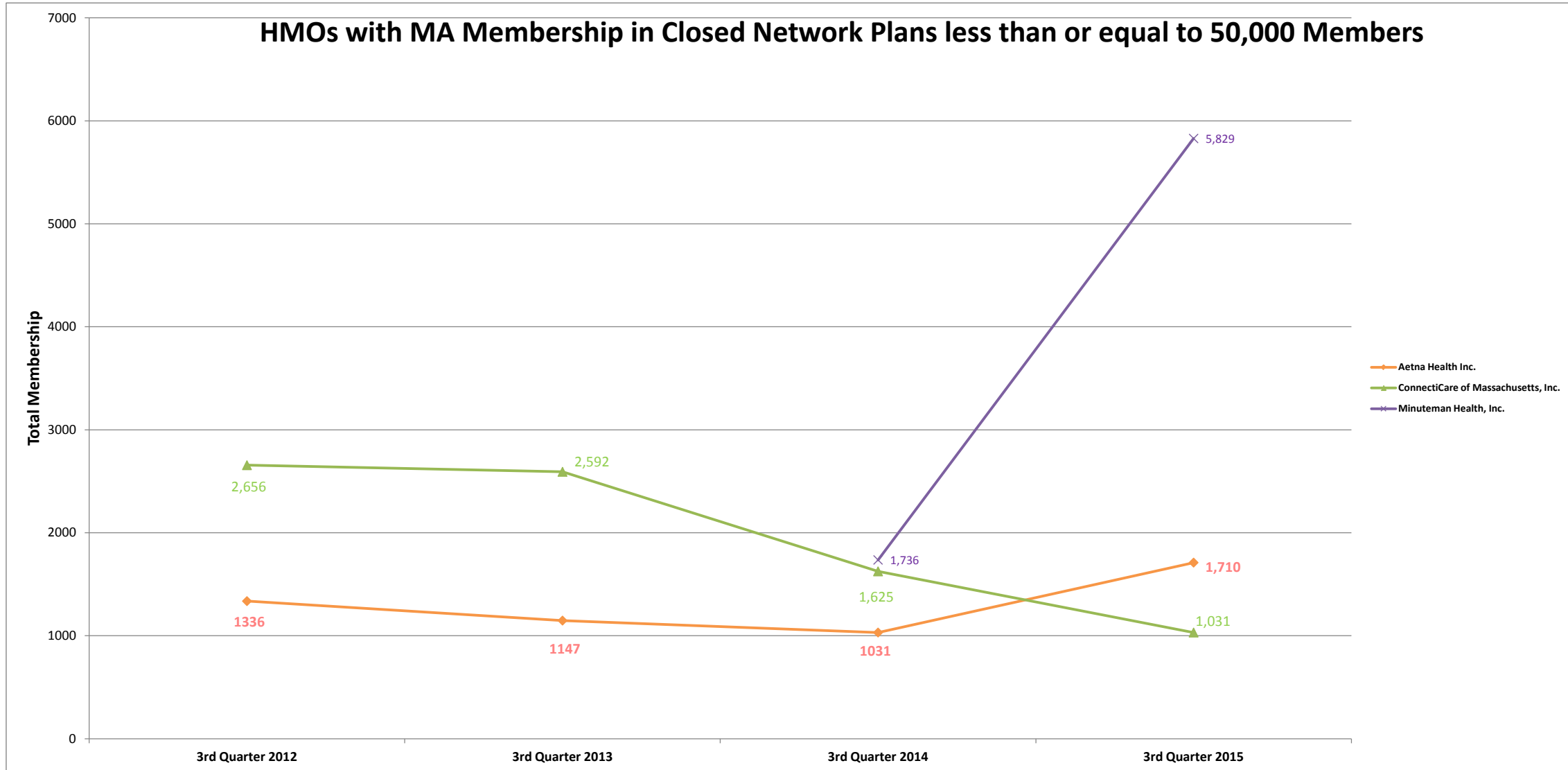
<sup>3</sup> Membership in plans offered by Minuteman Health, Inc. began January 1, 2014

<sup>4</sup> Doing business as Tufts Associated Health Plan ("TAHMO") and as Tufts Health Plan (THP).

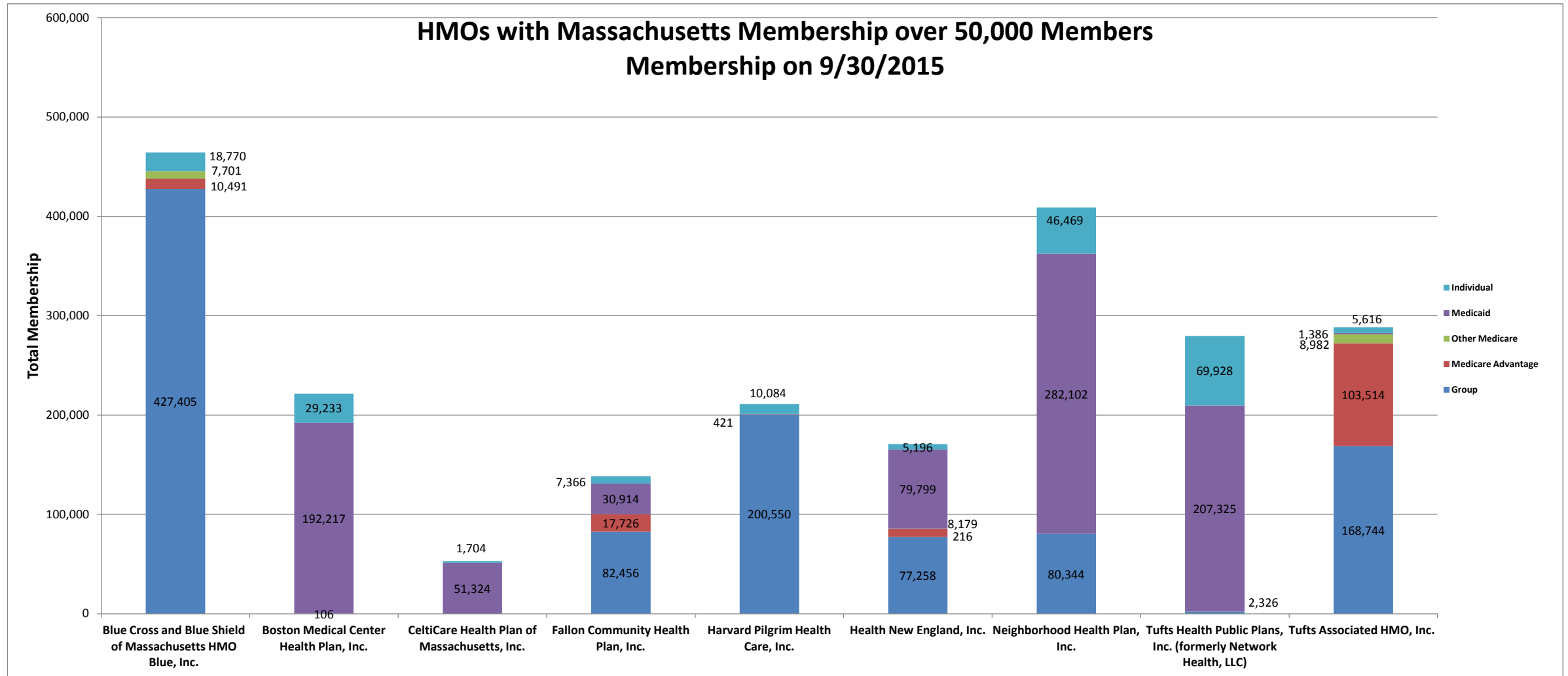
COMPARISON OF 3RD QUARTER MEMBERSHIP TO LAST THREE 3RD QUARTERS

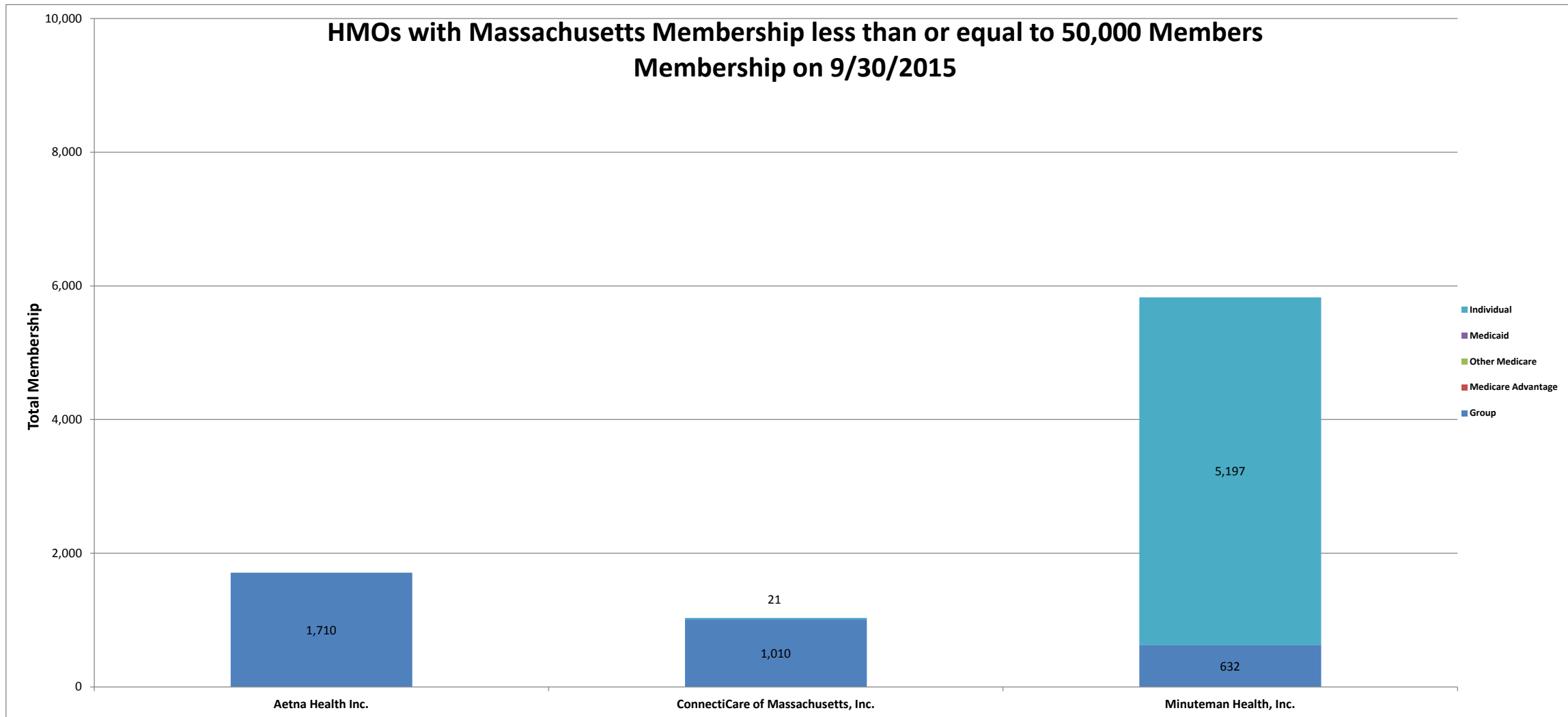


COMPARISON OF 3RD QUARTER MEMBERSHIP TO LAST THREE 3RD QUARTERS<sup>1</sup>



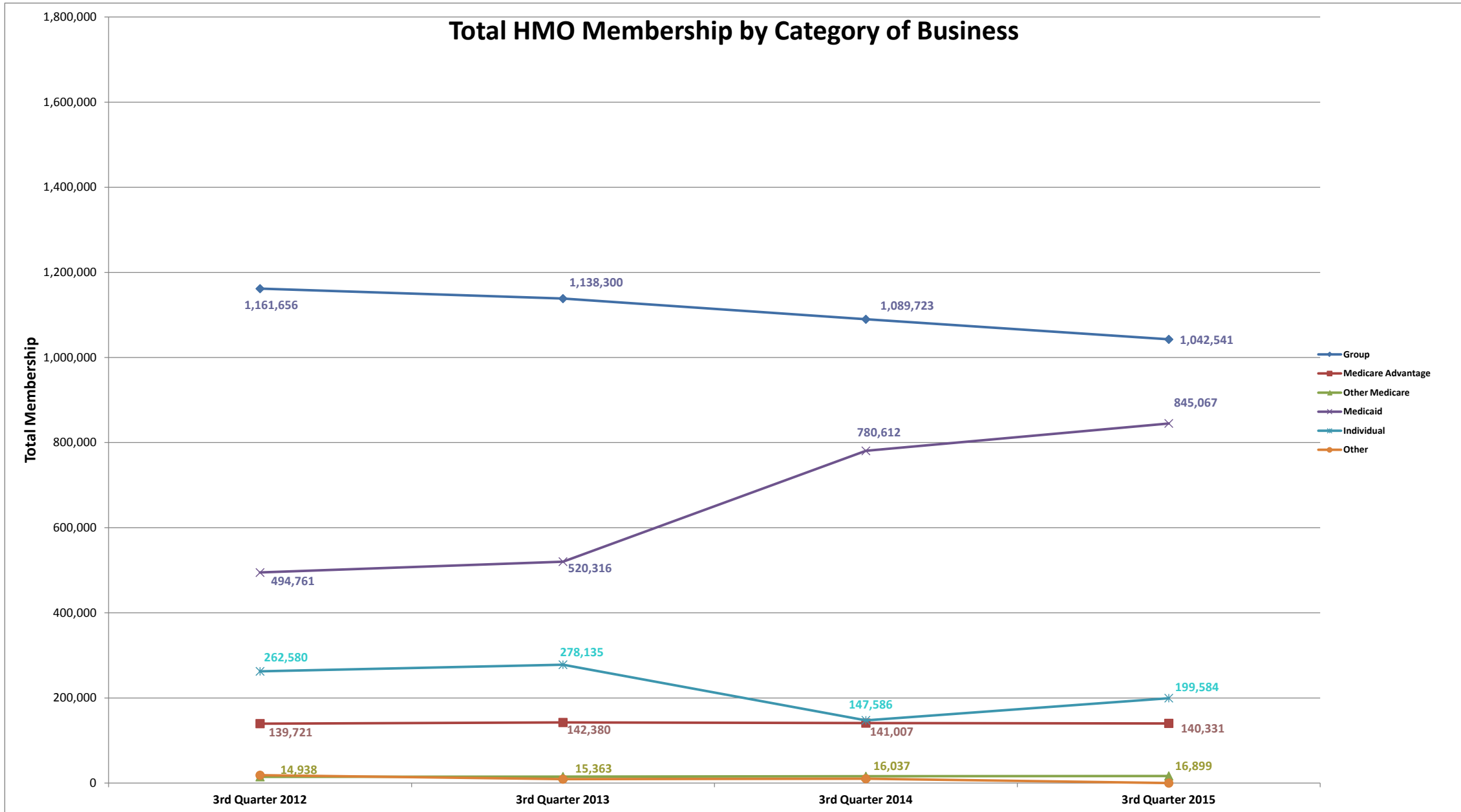
<sup>1</sup> Membership in plans offered by Minuteman Health, Inc. began January 1, 2014



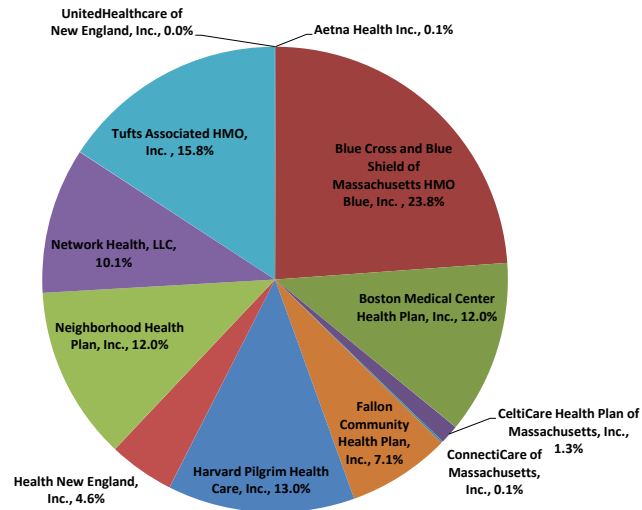


<sup>1</sup> Membership in plans offered by Minuteman Health, Inc. began January 1, 2014

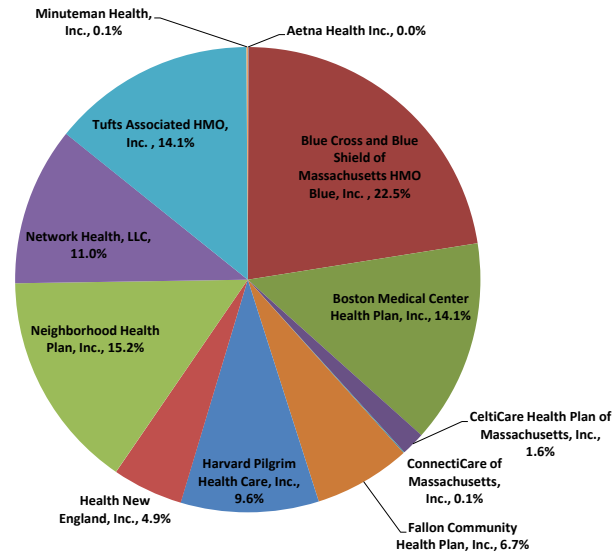
COMPARISON OF 3RD QUARTER MEMBERSHIP TO LAST THREE 3RD QUARTERS



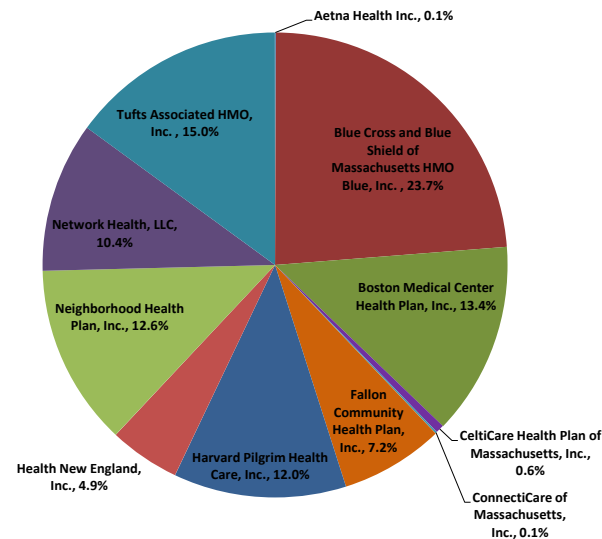
**3rd Quarter 2012 Share of Massachusetts HMO Market**



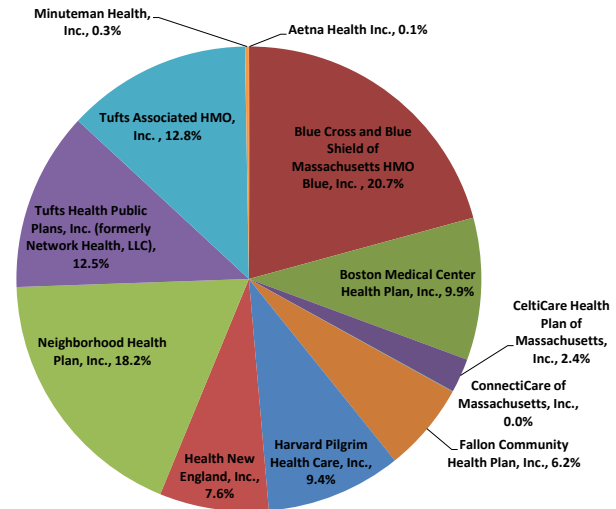
**3rd Quarter 2014 Share of Massachusetts HMO Market**



**3rd Quarter 2013 Share of Massachusetts HMO Market**



**3rd Quarter 2015 Share of Massachusetts HMO Market**



<sup>1</sup>Membership charts reflect those persons enrolled only in closed network plans; so-called "dual certificate option" plan (POS) members and insured preferred provider plan members are not included in this report.

<sup>2</sup>UnitedHealthcare of New England, Inc. began non-renewing plans January 1, 2012 and had no remaining membership as of January 1, 2013.

<sup>3</sup>Membership in plans offered by Minuteman Health, Inc. began January 1, 2014.

**Massachusetts Division of Insurance**  
**Quarterly Report of Health Maintenance Organization Membership in Closed Network Health Plans**  
**as of September 30, 2015<sup>1</sup>**

**TOTAL MEMBERSHIP BY COUNTY**

**Closed Network**

	Barnstable	Berkshire	Bristol	Dukes	Essex	Franklin	Hampden	Hampshire	Middlesex	Nantucket	Norfolk	Plymouth	Suffolk	Worcester	Massachusetts
	Members at End of Quarter	Members at End of Quarter	Members at End of Quarter	Members at End of Quarter	Members at End of Quarter	Members at End of Quarter	Members at End of Quarter	Members at End of Quarter	Members at End of Quarter	Members at End of Quarter	Members at End of Quarter	Members at End of Quarter	Members at End of Quarter	Members at End of Quarter	Members at End of Quarter
Aetna Health Inc. <sup>2</sup>	24	5	41	0	112	3	31	10	696	0	166	156	148	318	1,710
Blue Cross and Blue Shield of Massachusetts HMO Blue, Inc.	13,765	8,886	34,518	917	56,045	3,903	19,173	9,572	120,649	882	54,135	40,755	35,161	66,006	464,367
Boston Medical Center Health Plan, Inc.	15,528	2,043	44,822	472	22,406	2,303	30,101	7,281	18,470	214	11,581	19,236	30,038	17,061	221,556
CeltiCare Health Plan of Massachusetts, Inc.	2,469	1,328	5,702	2	5,194	810	3,758	770	7,706	1	4,766	4,786	9,816	5,920	53,028
ConnectiCare of Massachusetts, Inc.	0	3	0	0	1	31	803	183	0	0	0	0	1	9	1,031
Fallon Community Health Plan, Inc.	304	642	4,330	1	9,699	1,799	7,502	2,336	19,313	4	3,948	4,692	1,093	82,799	138,462
Harvard Pilgrim Health Care, Inc.	9,294	2,100	14,891	859	23,249	809	3,298	3,148	58,979	298	26,920	19,686	18,553	28,971	211,055
Health New England, Inc.	12	22,112	18	2	14	16,790	104,823	24,829	56	0	23	9	35	1,925	170,648
Minuteman Health, Inc. <sup>3</sup>	5	0	756	0	1,110	0	3	0	1,593	0	505	565	412	880	5,829
Neighborhood Health Plan, Inc.	12,565	2,537	29,571	4,560	82,616	592	8,518	986	90,368	2,851	40,285	29,276	78,505	25,685	408,915
Tufts Health Public Plans, Inc. (formerly Network Health, LLC)	8,613	4,955	20,621	21	29,983	1,352	14,833	3,694	68,427	11	20,917	18,623	33,741	53,788	279,579
Tufts Associated HMO, Inc. <sup>4</sup>	9,564	1,937	21,309	37	35,505	1,271	9,627	3,108	85,823	8	35,383	25,385	18,900	40,385	288,242
<b>Total HMO Members</b>	<b>72,143</b>	<b>46,548</b>	<b>176,579</b>	<b>6,871</b>	<b>265,934</b>	<b>29,663</b>	<b>202,470</b>	<b>55,917</b>	<b>472,080</b>	<b>4,269</b>	<b>198,629</b>	<b>163,169</b>	<b>226,403</b>	<b>323,747</b>	<b>2,244,422</b>
<b>2014 Massachusetts Population<sup>5</sup></b>	<b>214,914</b>	<b>128,715</b>	<b>554,194</b>	<b>17,356</b>	<b>769,091</b>	<b>70,862</b>	<b>468,161</b>	<b>160,939</b>	<b>1,570,315</b>	<b>10,856</b>	<b>692,254</b>	<b>507,022</b>	<b>767,254</b>	<b>813,475</b>	<b>6,745,408</b>
<b>Market Penetration Rate<sup>6</sup></b>	<b>33.57%</b>	<b>36.16%</b>	<b>31.86%</b>	<b>39.59%</b>	<b>34.58%</b>	<b>41.86%</b>	<b>43.25%</b>	<b>34.74%</b>	<b>30.06%</b>	<b>39.32%</b>	<b>28.69%</b>	<b>32.18%</b>	<b>29.51%</b>	<b>39.80%</b>	<b>33.27%</b>

**PPO**

	Barnstable	Berkshire	Bristol	Dukes	Essex	Franklin	Hampden	Hampshire	Middlesex	Nantucket	Norfolk	Plymouth	Suffolk	Worcester	Massachusetts
	Members at End of Quarter	Members at End of Quarter	Members at End of Quarter	Members at End of Quarter	Members at End of Quarter	Members at End of Quarter	Members at End of Quarter	Members at End of Quarter	Members at End of Quarter	Members at End of Quarter	Members at End of Quarter	Members at End of Quarter	Members at End of Quarter	Members at End of Quarter	Members at End of Quarter
Aetna Health Inc. <sup>2</sup>	4	0	4	0	8	0	8	4	18	0	6	12	8	4	76
Blue Cross and Blue Shield of Massachusetts HMO Blue, Inc.	4,530	1,499	8,450	562	17,834	1,351	5,237	2,440	49,957	1,115	21,827	10,415	14,112	15,029	154,358
Boston Medical Center Health Plan, Inc.	0	0	0	0	0	0	0	0	0	0	0	0	0	0	0
CeltiCare Health Plan of Massachusetts, Inc.	0	0	0	0	0	0	0	0	0	0	0	0	0	0	0
ConnectiCare of Massachusetts, Inc.	0	0	0	0	0	3	107	47	1	0	0	0	0	0	158
Fallon Community Health Plan, Inc.	2	0	0	0	0	0	0	0	1	0	0	0	0	10	13
Harvard Pilgrim Health Care, Inc.	1,002	60	959	254	3,667	23	143	191	9,817	84	4,044	1,854	2,795	2,146	27,039
Health New England, Inc.	23	261	5	0	29	307	1,410	598	45	0	15	15	9	108	2,825
Minuteman Health, Inc. <sup>3</sup>	0	0	8	0	9	0	0	0	45	0	16	4	4	41	127
Neighborhood Health Plan, Inc.	0	0	0	0	0	0	0	0	0	0	0	0	0	0	0
Tufts Health Public Plans, Inc. (formerly Network Health, LLC)	0	0	0	0	0	0	0	0	0	0	0	0	0	0	0
Tufts Associated HMO, Inc. <sup>4</sup>	9	28	44	0	136	6	26	7	360	3	213	119	138	81	1,170
<b>Total HMO Members</b>	<b>5,570</b>	<b>1,848</b>	<b>9,470</b>	<b>816</b>	<b>21,683</b>	<b>1,690</b>	<b>6,931</b>	<b>3,287</b>	<b>60,244</b>	<b>1,202</b>	<b>26,121</b>	<b>12,419</b>	<b>17,066</b>	<b>17,419</b>	<b>185,766</b>
<b>2014 Massachusetts Population<sup>5</sup></b>	<b>214,914</b>	<b>128,715</b>	<b>554,194</b>	<b>17,356</b>	<b>769,091</b>	<b>70,862</b>	<b>468,161</b>	<b>160,939</b>	<b>1,570,315</b>	<b>10,856</b>	<b>692,254</b>	<b>507,022</b>	<b>767,254</b>	<b>813,475</b>	<b>6,745,408</b>
<b>Market Penetration Rate<sup>6</sup></b>	<b>2.59%</b>	<b>1.44%</b>	<b>1.71%</b>	<b>4.70%</b>	<b>2.82%</b>	<b>2.38%</b>	<b>1.48%</b>	<b>2.04%</b>	<b>3.84%</b>	<b>11.07%</b>	<b>3.77%</b>	<b>2.45%</b>	<b>2.22%</b>	<b>2.14%</b>	<b>2.75%</b>

<sup>1</sup> Information reported by HMOs as of the end of the third quarter of 2015 based upon the Massachusetts Division of Insurance's "Guidelines for Reporting Membership & Utilization Statistics - Version 6.1" that instructs HMOs to exclude members for whom the HMO did not bear any financial risk.

<sup>2</sup> Effective September 1, 2010, Aetna Health Inc. ceased offering small group health plans in Massachusetts and began nonrenewing all small group health business as of April 1, 2011.

<sup>3</sup> Membership in plans offered by Minuteman Health, Inc. began January 1, 2014

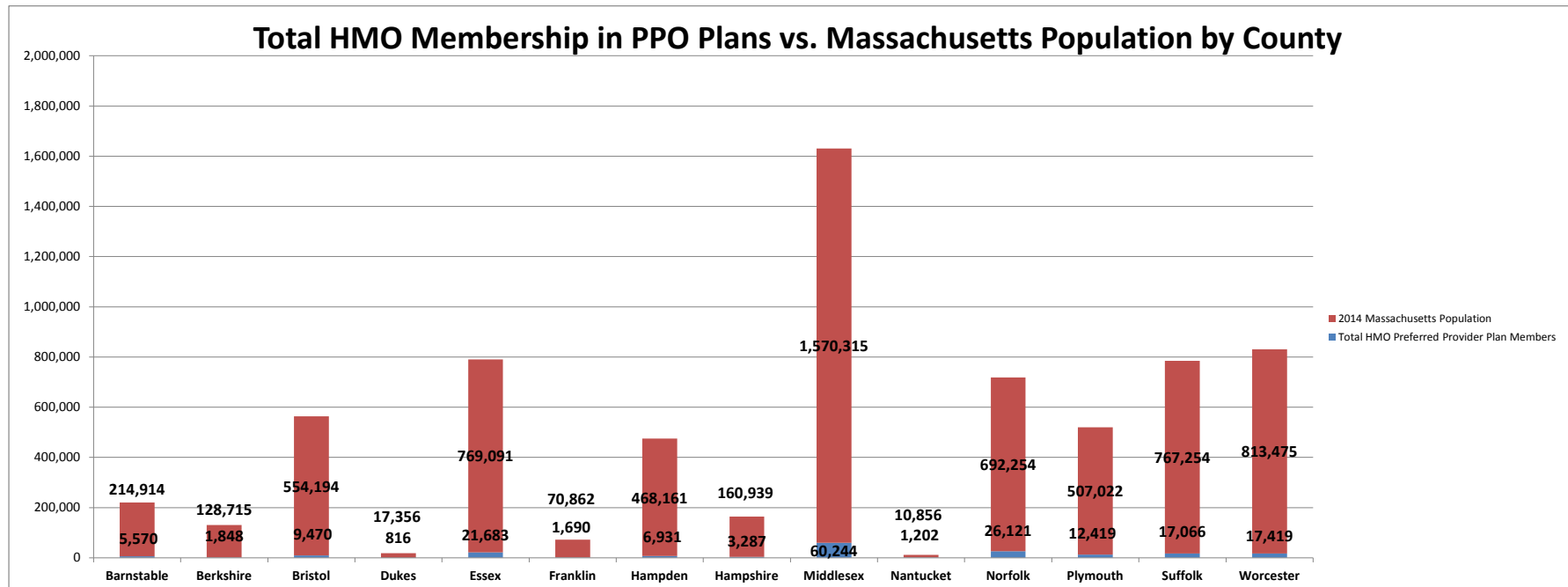
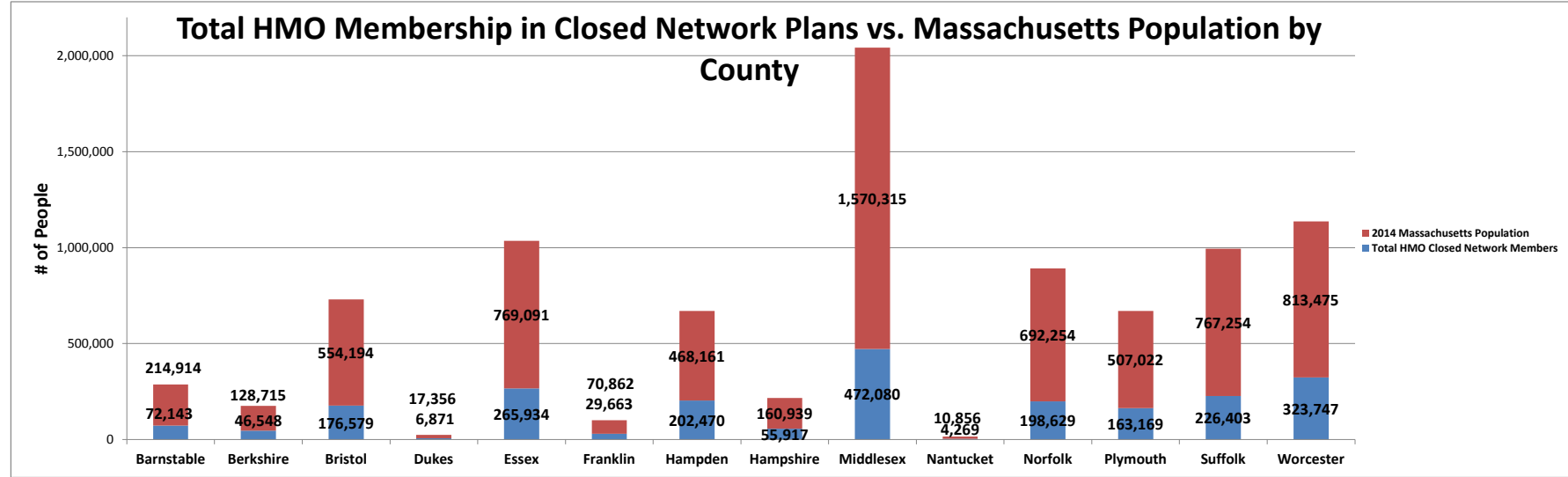
<sup>4</sup> Doing business as Tufts Associated Health Plan ("TAHMO") and as Tufts Health Plan (THP").

<sup>5</sup> 2014 Population Source: Annual Estimates of the Resident Population: April 1, 2010 to July 1, 2014. Source: Population Division, U.S. Census Bureau. Release Date: March 2015.

<sup>6</sup> Total HMO members in each county divided by the 2014 population in each county.



TOTAL MEMBERSHIP BY COUNTY



**Massachusetts Division of Insurance**  
**Quarterly Report of Health Maintenance Organization Membership in Closed Network Health Plans**  
**as of September 30, 2015<sup>1</sup>**

**GROUP MEMBERSHIP BY COUNTY**

**Closed Network**

	Barnstable	Berkshire	Bristol	Dukes	Essex	Franklin	Hampden	Hampshire	Middlesex	Nantucket	Norfolk	Plymouth	Suffolk	Worcester	Massachusetts
	Members at End of Quarter	Members at End of Quarter	Members at End of Quarter	Members at End of Quarter	Members at End of Quarter	Members at End of Quarter	Members at End of Quarter	Members at End of Quarter	Members at End of Quarter	Members at End of Quarter	Members at End of Quarter	Members at End of Quarter	Members at End of Quarter	Members at End of Quarter	Members at End of Quarter
<b>Group<sup>2,3</sup> Members</b>															
Aetna Health Inc. <sup>4</sup>	24	5	41	0	112	3	31	10	696	0	166	156	148	318	1,710
Blue Cross and Blue Shield of Massachusetts HMO Blue, Inc.	11,991	8,509	32,240	803	52,078	3,311	16,677	8,676	111,272	770	49,491	37,833	32,732	61,022	427,405
Boston Medical Center Health Plan, Inc.	1	0	8	0	9	0	4	3	24	0	29	10	17	1	106
CeltiCare Health Plan of Massachusetts, Inc.	0	0	0	0	0	0	0	0	0	0	0	0	0	0	0
ConnectiCare of Massachusetts, Inc.	0	3	0	0	1	31	786	179	0	0	0	0	1	9	1,010
Fallon Community Health Plan, Inc.	124	602	3,531	0	5,003	1,366	5,225	2,102	10,205	0	2,614	3,929	796	46,959	82,456
Harvard Pilgrim Health Care, Inc.	8,660	1,905	14,368	781	22,337	688	3,093	2,984	55,851	250	25,348	18,777	17,719	27,789	200,550
Health New England, Inc.	10	8,033	8	2	7	8,691	41,436	17,216	35	0	16	5	11	1,788	77,258
Minuteman Health, Inc. <sup>5</sup>	3	0	86	0	118	0	0	0	150	0	27	124	22	102	632
Neighborhood Health Plan, Inc.	4,905	12	4,858	1,154	18,282	20	189	30	18,962	773	9,601	5,604	12,727	3,227	80,344
Tufts Health Public Plans, Inc. (formerly Network Health, LLC)	196	62	212	4	136	11	102	57	567	2	263	245	141	328	2,326
Tufts Associated HMO, Inc. <sup>6</sup>	5,654	1,737	13,944	26	22,832	1,086	3,658	2,066	45,504	6	21,769	17,240	13,494	19,728	168,744
<b>Total Group Members</b>	<b>31,568</b>	<b>20,868</b>	<b>69,296</b>	<b>2,770</b>	<b>120,915</b>	<b>15,207</b>	<b>71,201</b>	<b>33,323</b>	<b>243,266</b>	<b>1,801</b>	<b>109,324</b>	<b>83,923</b>	<b>77,808</b>	<b>161,271</b>	<b>1,042,541</b>

**PPO**

	Barnstable	Berkshire	Bristol	Dukes	Essex	Franklin	Hampden	Hampshire	Middlesex	Nantucket	Norfolk	Plymouth	Suffolk	Worcester	Massachusetts
	Members at End of Quarter	Members at End of Quarter	Members at End of Quarter	Members at End of Quarter	Members at End of Quarter	Members at End of Quarter	Members at End of Quarter	Members at End of Quarter	Members at End of Quarter	Members at End of Quarter	Members at End of Quarter	Members at End of Quarter	Members at End of Quarter	Members at End of Quarter	Members at End of Quarter
<b>Group<sup>2,3</sup> Members</b>															
Aetna Health Inc. <sup>4</sup>	4	0	4	0	8	0	8	4	18	0	6	12	8	4	76
Blue Cross and Blue Shield of Massachusetts HMO Blue, Inc.	1,962	1,331	6,023	452	13,879	466	2,419	1,103	42,699	974	17,695	7,841	12,119	8,602	117,565
ConnectiCare of Massachusetts, Inc.	0	0	0	0	0	3	104	47	1	0	0	0	0	0	155
Harvard Pilgrim Health Care, Inc.	923	50	911	222	3,510	22	118	184	9,258	83	3,840	1,784	2,632	2,074	25,611
Health New England, Inc.	23	221	5	0	29	255	1,156	507	45	0	15	15	9	108	2,388
Minuteman Health, Inc. <sup>5</sup>	0	0	8	0	9	0	0	0	43	0	12	4	4	39	119
Neighborhood Health Plan, Inc.	12	0	5	4	9	0	0	0	37	0	17	14	8	11	117
Tufts Associated HMO, Inc. <sup>6</sup>	9	28	44	0	136	6	26	7	360	3	213	119	138	81	1,170
<b>Total Group Members</b>	<b>2,933</b>	<b>1,630</b>	<b>7,000</b>	<b>678</b>	<b>17,580</b>	<b>752</b>	<b>3,831</b>	<b>1,852</b>	<b>52,461</b>	<b>1,060</b>	<b>21,798</b>	<b>9,789</b>	<b>14,918</b>	<b>10,919</b>	<b>147,201</b>

<sup>1</sup> Information reported by HMOs as of the end of the 3rd quarter of 2015 based upon the Massachusetts Division of Insurance's "Guidelines for Reporting Membership & Utilization Statistics - Version 6.1" that instructs HMOs to exclude members for whom the HMO did not bear any financial risk.

<sup>2</sup> Includes all commercial group members as defined in the Massachusetts Division of Insurance's "Guidelines for Reporting Membership & Utilization Statistics - Version 6.1."

<sup>3</sup> Carriers that do not have any "Group" business are not reflected on this report.

<sup>4</sup> Effective September 1, 2010, Aetna Health Inc. ceased offering small group health plans in Massachusetts and will begin nonrenewing all small group health business as of April 1, 2011.

<sup>5</sup> Membership in plans offered by Minuteman Health, Inc. began January 1, 2014

<sup>6</sup> Doing business as Tufts Associated Health Plan ("TAHMO") and as Tufts Health Plan (THP).

Massachusetts Division of Insurance  
 Quarterly Report of Health Maintenance Organization Membership in Closed Network Health Plans  
 as of September 30, 2015<sup>1</sup>

**MEDICARE ADVANTAGE MEMBERSHIP BY COUNTY**

**Closed Network**

	Barnstable	Berkshire	Bristol	Dukes	Essex	Franklin	Hampden	Hampshire	Middlesex	Nantucket	Norfolk	Plymouth	Suffolk	Worcester	Massachusetts
	Members at End of Quarter	Members at End of Quarter	Members at End of Quarter	Members at End of Quarter	Members at End of Quarter	Members at End of Quarter	Members at End of Quarter	Members at End of Quarter	Members at End of Quarter	Members at End of Quarter	Members at End of Quarter	Members at End of Quarter	Members at End of Quarter	Members at End of Quarter	Members at End of Quarter
<b>Medicare Advantage Members</b> <sup>2,3</sup>															
Aetna Health Inc. <sup>4</sup>	0	0	0	0	0	0	0	0	0	0	0	0	0	0	0
Blue Cross and Blue Shield of Massachusetts HMO Blue, Inc.	507	0	664	0	940	398	1,509	477	1,324	0	1,037	699	391	2,545	10,491
Boston Medical Center Health Plan, Inc.	0	0	0	0	0	0	0	0	0	0	0	0	0	0	0
Fallon Community Health Plan, Inc.	148	0	473	0	437	242	1,914	114	1,378	1	299	274	127	12,319	17,726
Harvard Pilgrim Healthcare, Inc.	0	0	36	0	0	0	0	0	0	0	194	0	67	124	421
Health New England, Inc.	0	300	0	0	0	1,258	4,812	1,809	0	0	0	0	0	0	8,179
Tufts Associated HMO, Inc. <sup>5</sup>	3,168	1	6,682	0	10,977	0	5,498	757	35,144	0	11,803	7,012	4,142	18,330	103,514
<b>Total Medicare Advantage Members</b>	<b>3,823</b>	<b>301</b>	<b>7,855</b>	<b>0</b>	<b>12,354</b>	<b>1,898</b>	<b>13,733</b>	<b>3,157</b>	<b>37,846</b>	<b>1</b>	<b>13,333</b>	<b>7,985</b>	<b>4,727</b>	<b>33,318</b>	<b>140,331</b>

**PPO**

	Barnstable	Berkshire	Bristol	Dukes	Essex	Franklin	Hampden	Hampshire	Middlesex	Nantucket	Norfolk	Plymouth	Suffolk	Worcester	Massachusetts
	Members at End of Quarter	Members at End of Quarter	Members at End of Quarter	Members at End of Quarter	Members at End of Quarter	Members at End of Quarter	Members at End of Quarter	Members at End of Quarter	Members at End of Quarter	Members at End of Quarter	Members at End of Quarter	Members at End of Quarter	Members at End of Quarter	Members at End of Quarter	Members at End of Quarter
<b>Medicare Advantage Members</b> <sup>2,3</sup>															
Blue Cross and Blue Shield of Massachusetts HMO Blue, Inc.	2,244	0	2,157	0	3,228	817	2,659	1,190	4,852	0	3,144	2,183	1,342	6,096	29,912
Fallon Community Health Plan, Inc.	2	0	0	0	0	0	0	0	1	0	0	0	0	10	13
Health New England, Inc.	0	15	0	0	0	52	243	88	0	0	0	0	0	0	398
<b>Total Medicare Advantage Members</b>	<b>2,246</b>	<b>15</b>	<b>2,157</b>	<b>0</b>	<b>3,228</b>	<b>869</b>	<b>2,902</b>	<b>1,278</b>	<b>4,853</b>	<b>0</b>	<b>3,144</b>	<b>2,183</b>	<b>1,342</b>	<b>6,106</b>	<b>30,323</b>

<sup>1</sup> Information reported by HMOs as of the end of the 3rd quarter of 2015 based upon the Massachusetts Division of Insurance's "Guidelines for Reporting Membership & Utilization Statistics - Version 6.1" that instructs HMOs to exclude members for whom the HMO did not bear any financial risk.

<sup>2</sup> Includes all members enrolled in the HMO under a Medicare Advantage contract with the Centers for Medicare and Medicaid Services as defined in the Massachusetts Division of Insurance's "Guidelines for Reporting Membership & Utilization Statistics - Version 6.1."

<sup>3</sup> Carriers that do not have any "Medicare Advantage" business are not reflected on this report.

<sup>4</sup> Effective September 1, 2010, Aetna Health Inc. ceased offering small group health plans in Massachusetts and will begin nonrenewing all small group health business as of April 1, 2011.

<sup>5</sup> Doing business as Tufts Associated Health Plan ("TAHMO") and as Tufts Health Plan (THP).

**Massachusetts Division of Insurance**  
**Quarterly Report of Health Maintenance Organization Membership in Closed Network Health Plans**  
**as of September 30, 2015<sup>1</sup>**

**OTHER MEDICARE MEMBERSHIP BY COUNTY**

**Closed Network**

	Barnstable	Berkshire	Bristol	Dukes	Essex	Franklin	Hampden	Hampshire	Middlesex	Nantucket	Norfolk	Plymouth	Suffolk	Worcester	Massachusetts
	Members at End of Quarter	Members at End of Quarter	Members at End of Quarter	Members at End of Quarter	Members at End of Quarter	Members at End of Quarter	Members at End of Quarter	Members at End of Quarter	Members at End of Quarter	Members at End of Quarter	Members at End of Quarter	Members at End of Quarter	Members at End of Quarter	Members at End of Quarter	Members at End of Quarter
<b>Other Medicare Members <sup>2,3</sup></b>															
Blue Cross and Blue Shield of Massachusetts HMO Blue, Inc. <sup>4</sup>	326	66	724	14	1,081	10	506	60	2,297	1	883	675	409	649	7,701
Health New England, Inc.	0	64	3	0	1	27	67	48	1	0	1	2	1	1	216
Tufts Associated HMO, Inc. <sup>5</sup>	368	135	310	5	1,067	140	357	201	2,658	1	852	473	701	1,714	8,982
<b>Total Other Medicare Members</b>	<b>694</b>	<b>265</b>	<b>1,037</b>	<b>19</b>	<b>2,149</b>	<b>177</b>	<b>930</b>	<b>309</b>	<b>4,956</b>	<b>2</b>	<b>1,736</b>	<b>1,150</b>	<b>1,111</b>	<b>2,364</b>	<b>16,899</b>

**PPO**

	Barnstable	Berkshire	Bristol	Dukes	Essex	Franklin	Hampden	Hampshire	Middlesex	Nantucket	Norfolk	Plymouth	Suffolk	Worcester	Massachusetts
	Members at End of Quarter	Members at End of Quarter	Members at End of Quarter	Members at End of Quarter	Members at End of Quarter	Members at End of Quarter	Members at End of Quarter	Members at End of Quarter	Members at End of Quarter	Members at End of Quarter	Members at End of Quarter	Members at End of Quarter	Members at End of Quarter	Members at End of Quarter	Members at End of Quarter
<b>Other Medicare Members <sup>4,5</sup></b>															
N/A	0	0	0	0	0	0	0	0	0	0	0	0	0	0	0
<b>Total Other Medicare Members</b>	<b>0</b>	<b>0</b>	<b>0</b>	<b>0</b>	<b>0</b>	<b>0</b>	<b>0</b>	<b>0</b>	<b>0</b>	<b>0</b>	<b>0</b>	<b>0</b>	<b>0</b>	<b>0</b>	<b>0</b>

<sup>1</sup> Information reported by HMOs as of the end of the 3rd quarter of 2015 based upon the Massachusetts Division of Insurance's "Guidelines for Reporting Membership & Utilization Statistics - Version 6.1" that instructs HMOs to exclude members for whom the HMO did not bear any financial risk.

<sup>2</sup> Includes all members enrolled in other Medicare plans including, for example, so-called "Medicare Wrap-Around" policies as defined in the Massachusetts Division of Insurance's "Guidelines for Reporting Membership & Utilization Statistics - Version 6.1."

<sup>3</sup> Carriers that do not have any "Other Medicare" business are not reflected on this report.

<sup>4</sup> Blue Cross and Blue Shield of Massachusetts HMO Blue, Inc. offers a group "Medicare Wrap-Around" product under the name "Managed Blue for Seniors."

<sup>5</sup> Doing business as Tufts Associated Health Plan ("TAHMO") and as Tufts Health Plan (THP). TAHMO offers a group "Medicare Wrap-Around" product under the name "Tufts Medicare Complement" (TMC).

**Massachusetts Division of Insurance**  
**Quarterly Report of Health Maintenance Organization Membership in Closed Network Health Plans**  
**as of September 30, 2015<sup>1</sup>**

**MEDICAID MEMBERSHIP BY COUNTY**

**Closed Network**

	Barnstable	Berkshire	Bristol	Dukes	Essex	Franklin	Hampden	Hampshire	Middlesex	Nantucket	Norfolk	Plymouth	Suffolk	Worcester	Massachusetts
	Members at	Members at	Members at	Members at	Members at	Members at	Members at	Members at	Members at	Members at	Members at	Members at	Members at	Members at	Members at
	End of Quarter	End of Quarter	End of Quarter	End of Quarter	End of Quarter	End of Quarter	End of Quarter	End of Quarter	End of Quarter	End of Quarter	End of Quarter	End of Quarter	End of Quarter	End of Quarter	End of Quarter
<b>Medicaid<sup>2</sup> Members<sup>3</sup></b>															
<b>Boston Medical Center Health Plan, Inc.</b>	12,102	2,042	40,583	471	16,335	2,267	28,518	6,483	14,002	214	9,674	16,764	26,828	15,934	192,217
<b>CeltiCare Health Plan of Massachusetts, Inc.</b>	2,375	1,105	5,586	2	5,049	434	3,721	750	7,452	1	4,682	4,721	9,711	5,735	51,324
<b>Fallon Community Health Plan, Inc.</b>	13	5	21	0	3,895	144	158	21	6,621	1	715	13	91	19,216	30,914
<b>Health New England, Inc.<sup>4</sup></b>	1	12,757	7	0	5	5,391	56,536	4,976	17	0	6	2	21	80	79,799
<b>Neighborhood Health Plan, Inc.</b>	5,746	2,522	22,345	2,002	56,164	572	7,745	926	59,675	1,271	25,644	20,531	60,449	16,510	282,102
<b>Tufts Health Public Plans, Inc. (formerly Network Health, LLC)</b>	5,211	2,088	14,615	13	25,279	1,119	9,796	1,479	49,790	4	12,588	13,144	25,264	46,935	207,325
<b>Tufts Associated HMO, Inc.<sup>5</sup></b>	204	0	95	0	105	0	2	0	451	0	179	189	145	16	1,386
<b>Total Medicaid Members</b>	25,652	20,519	83,252	2,488	106,832	9,927	106,476	14,635	138,008	1,491	53,488	55,364	122,509	104,426	845,067

**PPO**

	Barnstable	Berkshire	Bristol	Dukes	Essex	Franklin	Hampden	Hampshire	Middlesex	Nantucket	Norfolk	Plymouth	Suffolk	Worcester	Massachusetts
	Members at	Members at	Members at	Members at	Members at	Members at	Members at	Members at	Members at	Members at	Members at	Members at	Members at	Members at	Members at
	End of Quarter	End of Quarter	End of Quarter	End of Quarter	End of Quarter	End of Quarter	End of Quarter	End of Quarter	End of Quarter	End of Quarter	End of Quarter	End of Quarter	End of Quarter	End of Quarter	End of Quarter
<b>Medicaid<sup>2</sup> Members<sup>3</sup></b>															
<b>N/A</b>	0	0	0	0	0	0	0	0	0	0	0	0	0	0	0
<b>Total Medicaid Members</b>	0	0	0	0	0	0	0	0	0	0	0	0	0	0	0

<sup>1</sup> Information reported by HMOs as of the end of the 3rd quarter of 2015 based upon the Massachusetts Division of Insurance's "Guidelines for Reporting Membership & Utilization Statistics - Version 6.1" that instructs HMOs to exclude members for whom the HMO did not bear any financial risk.

<sup>2</sup> Includes all members enrolled in the HMO in which reimbursement is provided pursuant to Title XIX of the Federal Social Security Act as defined in the Massachusetts Division of Insurance's "Guidelines for Reporting Membership & Utilization Statistics - Version 6.1."

<sup>3</sup> Carriers that do not have any "Medicaid" business are not reflected on this report.

<sup>4</sup> Effective July 1, 2010 Health New England, Inc. began enrolling Medicaid members.

<sup>5</sup> Doing business as Tufts Associated Health Plan ("TAHMO") and as Tufts Health Plan (THP).

Massachusetts Division of Insurance  
 Quarterly Report of Health Maintenance Organization Membership in Closed Network Health Plans  
 as of September 30, 2015<sup>1</sup>

**INDIVIDUAL MEMBERSHIP BY COUNTY**

**Closed Network**

	Barnstable	Berkshire	Bristol	Dukes	Essex	Franklin	Hampden	Hampshire	Middlesex	Nantucket	Norfolk	Plymouth	Suffolk	Worcester	Massachusetts
	Members at	Members at	Members at	Members at	Members at	Members at	Members at	Members at	Members at	Members at	Members at	Members at	Members at	Members at	Members at
	End of Quarter	End of Quarter	End of Quarter	End of Quarter	End of Quarter	End of Quarter	End of Quarter	End of Quarter	End of Quarter	End of Quarter	End of Quarter	End of Quarter	End of Quarter	End of Quarter	End of Quarter
<b>Individual Members<sup>2,3</sup></b>															
Aetna Health Inc. <sup>4</sup>	0	0	0	0	0	0	0	0	0	0	0	0	0	0	0
Blue Cross and Blue Shield of Massachusetts HMO Blue, Inc.	941	311	890	100	1,946	184	481	359	5,756	111	2,724	1,548	1,629	1,790	18,770
Boston Medical Center Health Plan, Inc.	3,425	1	4,231	1	6,062	36	1,579	795	4,444	0	1,878	2,462	3,193	1,126	29,233
CeltiCare Health Plan of Massachusetts, Inc.	94	223	116	0	145	376	37	20	254	0	84	65	105	185	1,704
ConnectiCare of Massachusetts, Inc.	0	0	0	0	0	0	17	4	0	0	0	0	0	0	21
Fallon Community Health Plan, Inc.	19	35	305	1	364	47	205	99	1,109	2	320	476	79	4,305	7,366
Harvard Pilgrim Health Care, Inc.	634	195	487	78	912	121	205	164	3,128	48	1,378	909	767	1,058	10,084
Health New England, Inc.	1	958	0	0	1	1,423	1,972	780	3	0	0	0	2	56	5,196
Minuteman Health, Inc. <sup>5</sup>	2	0	670	0	992	0	3	0	1,443	0	478	441	390	778	5,197
Neighborhood Health Plan, Inc.	1,914	3	2,368	1,404	8,170	0	584	30	11,731	807	5,040	3,141	5,329	5,948	46,469
Tufts Health Public Plans, Inc. (formerly Network Health, LLC)	3,206	2,805	5,794	4	4,568	222	4,935	2,158	18,070	5	8,066	5,234	8,336	6,525	69,928
Tufts Associated HMO, Inc. <sup>6</sup>	170	64	278	6	524	45	112	84	2,066	1	780	471	418	597	5,616
<b>Total Individual Members</b>	<b>10,406</b>	<b>4,595</b>	<b>15,139</b>	<b>1,594</b>	<b>23,684</b>	<b>2,454</b>	<b>10,130</b>	<b>4,493</b>	<b>48,004</b>	<b>974</b>	<b>20,748</b>	<b>14,747</b>	<b>20,248</b>	<b>22,368</b>	<b>199,584</b>

**PPO**

	Barnstable	Berkshire	Bristol	Dukes	Essex	Franklin	Hampden	Hampshire	Middlesex	Nantucket	Norfolk	Plymouth	Suffolk	Worcester	Massachusetts
	Members at	Members at	Members at	Members at	Members at	Members at	Members at	Members at	Members at	Members at	Members at	Members at	Members at	Members at	Members at
	End of Quarter	End of Quarter	End of Quarter	End of Quarter	End of Quarter	End of Quarter	End of Quarter	End of Quarter	End of Quarter	End of Quarter	End of Quarter	End of Quarter	End of Quarter	End of Quarter	End of Quarter
<b>Individual Members<sup>4,5</sup></b>															
Blue Cross and Blue Shield of Massachusetts HMO Blue, Inc.	324	168	270	110	727	68	159	147	2,406	141	988	391	651	331	6,881
ConnectiCare of Massachusetts, Inc.	0	0	0	0	0	0	3	0	0	0	0	0	0	0	3
Harvard Pilgrim Health Care, Inc.	79	10	48	32	157	1	25	7	559	1	204	70	163	72	1,428
Health New England, Inc.	0	25	0	0	0	0	11	3	0	0	0	0	0	0	39
Minuteman Health, Inc. <sup>5</sup>	0	0	0	0	0	0	0	0	2	0	4	0	0	2	8
Tufts Associated HMO, Inc. <sup>6</sup>	0	0	0	0	0	0	0	0	0	0	0	0	0	0	0
<b>Total Individual Members</b>	<b>403</b>	<b>203</b>	<b>318</b>	<b>142</b>	<b>884</b>	<b>69</b>	<b>198</b>	<b>157</b>	<b>2,967</b>	<b>142</b>	<b>1,196</b>	<b>461</b>	<b>814</b>	<b>405</b>	<b>8,359</b>

<sup>1</sup> Information reported by HMOs as of the end of the 3rd quarter of 2015 based upon the Massachusetts Division of Insurance's "Guidelines for Reporting Membership & Utilization Statistics - Version 6.1" that instructs HMOs to exclude members for whom the HMO did not bear any financial risk.

<sup>2</sup> Includes all members who do not belong to a group and who contract directly with the HMO as defined in the Massachusetts Division of Insurance's "Guidelines for Reporting Membership & Utilization Statistics - Version 6.1." This includes persons enrolled in closed guaranteed issue managed care plans offered between October 1, 1997 and July 1, 2007, and persons covered under so-called closed health plans offered prior to October 1, 1997.

<sup>3</sup> Carriers that do not show any "Individual" members are not reflected on this report.

<sup>4</sup> Effective September 1, 2010 Aetna Health Inc. ceased offering small group health plans in Massachusetts and will begin nonrenewing all small group health business as of April 1, 2011.

<sup>5</sup> Membership in plans offered by Minuteman Health, Inc. began January 1, 2014

<sup>6</sup> Doing business as Tufts Associated Health Plan ("TAHMO") and as Tufts Health Plan (THP).

**Massachusetts Division of Insurance**  
**Quarterly Report of Health Maintenance Organization Membership in Closed Network Health Plans**  
**as of September 30, 2015<sup>1</sup>**

**OTHER MEMBERSHIP BY COUNTY**

	Barnstable	Berkshire	Bristol	Dukes	Essex	Franklin	Hampden	Hampshire	Middlesex	Nantucket	Norfolk	Plymouth	Suffolk	Worcester	Massachusetts
	Members at End of Quarter	Members at End of Quarter	Members at End of Quarter	Members at End of Quarter	Members at End of Quarter	Members at End of Quarter	Members at End of Quarter	Members at End of Quarter	Members at End of Quarter	Members at End of Quarter	Members at End of Quarter	Members at End of Quarter	Members at End of Quarter	Members at End of Quarter	Members at End of Quarter
<b>Other<sup>2</sup> Members<sup>3</sup></b>															
<b>N/A</b>	0	0	0	0	0	0	0	0	0	0	0	0	0	0	0
<b>Total Other Members</b>	0	0	0	0	0	0	0	0	0	0	0	0	0	0	0

**PPO**

	Barnstable	Berkshire	Bristol	Dukes	Essex	Franklin	Hampden	Hampshire	Middlesex	Nantucket	Norfolk	Plymouth	Suffolk	Worcester	Massachusetts
	Members at End of Quarter	Members at End of Quarter	Members at End of Quarter	Members at End of Quarter	Members at End of Quarter	Members at End of Quarter	Members at End of Quarter	Members at End of Quarter	Members at End of Quarter	Members at End of Quarter	Members at End of Quarter	Members at End of Quarter	Members at End of Quarter	Members at End of Quarter	Members at End of Quarter
<b>Other<sup>2</sup> Members<sup>3</sup></b>															
<b>N/A</b>	0	0	0	0	0	0	0	0	0	0	0	0	0	0	0
<b>Total Other Members</b>	0	0	0	0	0	0	0	0	0	0	0	0	0	0	0

<sup>1</sup> Information reported by HMOs as of the end of the 3rd quarter of 2015 based upon the Massachusetts Division of Insurance's "Guidelines for Reporting Membership & Utilization Statistics - Version 6.1" that instructs HMOs to exclude members for whom the HMO did not bear any financial risk.

<sup>2</sup> Includes all members enrolled in the HMO whose group coverage and COBRA coverage have expired and who have converted to an individual (conversion) policy as defined in the Massachusetts Division of Insurance's "Guidelines for Reporting Membership & Utilization Statistics - Version 6.1." This includes persons who enrolled in group conversion plans offered prior to October 1, 1997.

<sup>3</sup> Carriers that do not have any members in closed group conversion plans are not reflected in this report.