



Bureau of Substance Abuse Services

Substance Abuse Treatment

Fact Sheet - FY 2012

HEROIN USERS



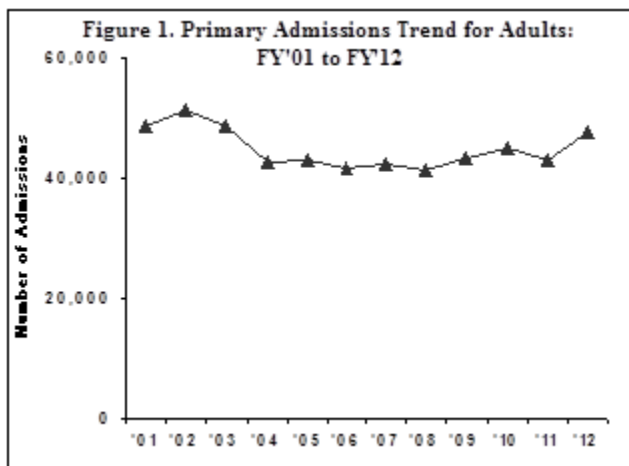
This annual report provides information on adult admissions to substance abuse treatment services. Admission data presented here were reported to the Bureau of Substance Abuse Services (BSAS) Management Information System in FY 2012 by licensed providers.

Heroin Use

Based on the National Survey on Drug Use and Health, in 2010 nationally there were 140,000 persons aged 12 or older who had used heroin for the first time within the past 12 months. (<http://www.samhsa.gov/>)

Treatment Admissions

In FY 2012 there were 48,092 admissions to substance abuse treatment services in Massachusetts reporting heroin use in the year prior to admission; of these 330 admissions were under 18 years of age. This report presents data on adults 18 and older. For information on substance abuse treatment services provided to clients under 18, please refer to the Adolescent Annual Report. Figure 1 illustrates treatment admissions trend for adults 18 years and older to all treatment services for Fiscal Years 2001 through 2012.



Characteristics of Admissions

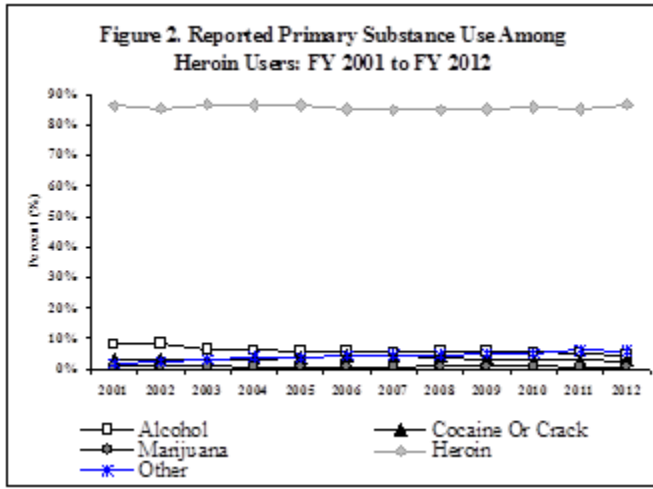
In FY 2012, adult admissions to substance abuse treatment reporting past year heroin use had the following characteristics:

- 67.9% (32,405) were male, 32.1% (15,346) were female, and 0.02% (11) were transgender.
- 83.2% (39,493) were White, 4.1% (1,946) were Black, 2.8% (1,312) were multi-racial and 9.9% (4,714) were of other single race.
- 12.5% (5,953) of admissions were Hispanic.
- 90.0% (42,994) were unemployed.
- 25.8% (11,991) were homeless.
- 41.3% (19,745) had received prior mental health treatment.
- 83.3% (39,783) reported injection drug use (past year).
- 74.1% (35,367) were between the ages of 21-39, with a mean age of 31.6 years.
- 23.6% (11,260) had children under six years of age; 23.5% (11,237) were the parents of children 6-18 years old.

¹ Prior to FY 2007, all data were collected in Substance Abuse Management Information Legacy System. Beginning with 2007, BSAS started the gradual transition to the new MIS.

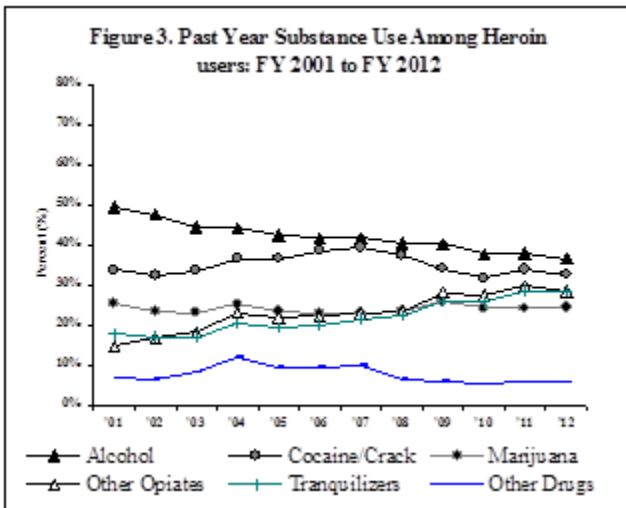
Primary Substance of Use

In FY 2012, majority of admissions who had used heroin in the past year also reported heroin as the primary drug for which they were seeking treatment. Of all admissions 86.8% (41,459) reported heroin as primary substance of use, 4.2% (2,008) alcohol, 2.6% (1,233) cocaine or crack, 0.6% (280) marijuana, and 5.8% (2,782) *other* drugs.



Substances Used in Past Year

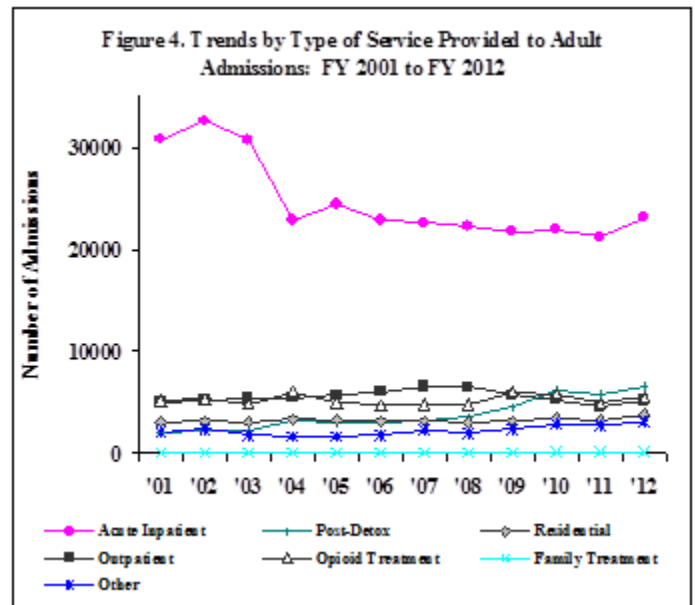
In FY 2012, admissions reporting past year heroin use, reported alcohol most often as the other substance they used in the past year. The percents of past year use add up to more than 100% due to poly-drug use. Of these admissions 36.5% (17,410) reported past year alcohol use, 32.5% (15,511) cocaine and/or crack, 24.3% (11,600) marijuana, and 28.3% (13,520) all other opiates¹, 28.2% (13,463) tranquilizers, and 5.6% (2,692) all *other* drugs.



Admissions by Service Type²

In FY 2012, admissions reporting past year heroin use received services in the following service modalities:

- 48.5% (23,145) were admitted to Acute Inpatient Treatment Services.
- 13.8% (6,591) were admitted to Post-Detox Services .
- 7.9% (3,782) were admitted to Residential Services.
- 10.9% (5,189) were admitted to Outpatient Services.
- 11.5% (5,487) were admitted to Opioid Treatment Services.
- 0.2% (98) were admitted to Family Treatment Services.
- 6.4% (3,050) were admitted to Other Treatment Services.



¹ All Other Opiate category includes Non-Prescription Methadone, Non-Prescription Suboxone, Oxycodone, and other Opiates/Synthetics

²The service categories that are used to classify providers changed between FY 2010 and FY 2012. The data reported here are for these new categories. These data may not correspond exactly with data provided in earlier fact sheets.