



Student Asthma Surveillance Summary
School Year 2002 - 2003
Amherst School District

1) Total number of K-8 students reported with asthma: 181		2) Total number of K-8 students enrolled (in participating schools): 1,467	
3) District-wide reported student asthma prevalence (in participating schools): 12.3 % (95% CI =10.7 - 14.0)	4) Estimated statewide reported student asthma prevalence*: 9.2%(95% CI = 9.1 - 9.3)	5) Range of reported asthma prevalence among participating districts: 2.7% - 16.2%	
<p>6) About the numbers:</p> <p>The total number of students reported with asthma (item 1), students enrolled (item 2), and district-wide prevalence (item 3) represent only those schools within the district that completed the Massachusetts Department of Public Health Pediatric Asthma Surveillance Form for the 2002-2003 school year (<i>4 school(s) out of 4 eligible</i>).</p> <p>District-wide reported asthma prevalence (item 3) expresses the percentage of students enrolled in public, private, or charter schools located within your school district that were reported by the school nurse to have asthma. The estimated statewide asthma prevalence (item 4) and range of prevalence for all participating districts (item 5) have been provided for reference.</p> <p>Comparison of your district's 95% prevalence confidence interval with the statewide 95% prevalence confidence interval suggests that the reported asthma prevalence in your district is <i>statistically significantly higher than</i> the statewide reported asthma prevalence. Please see the accompanying Questions and Answers sheet for an explanation of what this finding means.</p> <p>Thank you for your school's participation in the 2002-2003 pediatric asthma surveillance program. For questions or comments regarding this report, please contact the Massachusetts Department of Public Health, Center for Environmental Health at 617-624-5757.</p> <p><small>*Statewide prevalence was estimated from a sample of 760 schools in 102 school districts.</small></p>			



Student Asthma Surveillance Summary

School Year 2002 - 2003

Ashland School District

<p>1) Total number of K-8 students reported with asthma: 91</p>	<p>2) Total number of K-8 students enrolled (in participating schools): 1,796</p>	
<p>3) District-wide reported student asthma prevalence (in participating schools): 5.1 % (95% CI = 4.1 - 6.1)</p>	<p>4) Estimated statewide reported student asthma prevalence*: 9.2%(95% CI = 9.1 - 9.3)</p>	<p>5) Range of reported asthma prevalence among participating districts: 2.7% - 16.2%</p>
<p>6) <i>About the numbers:</i></p> <p>The total number of students reported with asthma (item 1), students enrolled (item 2), and district-wide prevalence (item 3) represent only those schools within the district that completed the Massachusetts Department of Public Health Pediatric Asthma Surveillance Form for the 2002-2003 school year (<i>4 school(s) out of 4 eligible</i>).</p> <p>District-wide reported asthma prevalence (item 3) expresses the percentage of students enrolled in public, private, or charter schools located within your school district that were reported by the school nurse to have asthma. The estimated statewide asthma prevalence (item 4) and range of prevalence for all participating districts (item 5) have been provided for reference.</p> <p>Comparison of your district's 95% prevalence confidence interval with the statewide 95% prevalence confidence interval suggests that the reported asthma prevalence in your district is <i>statistically significantly lower than</i> the statewide reported asthma prevalence. Please see the accompanying Questions and Answers sheet for an explanation of what this finding means.</p> <p>Thank you for your school's participation in the 2002-2003 pediatric asthma surveillance program. For questions or comments regarding this report, please contact the Massachusetts Department of Public Health, Center for Environmental Health at 617-624-5757.</p> <p><small>*Statewide prevalence was estimated from a sample of 760 schools in 102 school districts.</small></p>		



Student Asthma Surveillance Summary
School Year 2002 - 2003
Attleboro School District

1) Total number of K-8 students reported with asthma: 31		2) Total number of K-8 students enrolled (in participating schools): 626	
3) District-wide reported student asthma prevalence (in participating schools): 5.0 % (95% CI = 3.3 - 6.7)	4) Estimated statewide reported student asthma prevalence*: 9.2%(95% CI = 9.1 - 9.3)	5) Range of reported asthma prevalence among participating districts: 2.7% - 16.2%	
<p>6) About the numbers:</p> <p>The total number of students reported with asthma (item 1), students enrolled (item 2), and district-wide prevalence (item 3) represent only those schools within the district that completed the Massachusetts Department of Public Health Pediatric Asthma Surveillance Form for the 2002-2003 school year (<i>1 school(s) out of 9 eligible</i>).</p> <p>District-wide reported asthma prevalence (item 3) expresses the percentage of students enrolled in public, private, or charter schools located within your school district that were reported by the school nurse to have asthma. The estimated statewide asthma prevalence (item 4) and range of prevalence for all participating districts (item 5) have been provided for reference.</p> <p>Comparison of your district's 95% prevalence confidence interval with the statewide 95% prevalence confidence interval suggests that the reported asthma prevalence in your district is <i>statistically significantly lower than</i> the statewide reported asthma prevalence. Please see the accompanying Questions and Answers sheet for an explanation of what this finding means.</p> <p>Thank you for your school's participation in the 2002-2003 pediatric asthma surveillance program. For questions or comments regarding this report, please contact the Massachusetts Department of Public Health, Center for Environmental Health at 617-624-5757.</p> <p><small>*Statewide prevalence was estimated from a sample of 760 schools in 102 school districts.</small></p>			



Student Asthma Surveillance Summary

School Year 2002 - 2003

Ayer School District

<p>1) Total number of K-8 students reported with asthma: 18</p>	<p>2) Total number of K-8 students enrolled (in participating schools): 134</p>	
<p>3) District-wide reported student asthma prevalence (in participating schools): 13.4 % (95% CI = 7.7 - 19.2)</p>	<p>4) Estimated statewide reported student asthma prevalence*: 9.2%(95% CI = 9.1 - 9.3)</p>	<p>5) Range of reported asthma prevalence among participating districts: 2.7% - 16.2%</p>
<p>6) <i>About the numbers:</i></p> <p>The total number of students reported with asthma (item 1), students enrolled (item 2), and district-wide prevalence (item 3) represent only those schools within the district that completed the Massachusetts Department of Public Health Pediatric Asthma Surveillance Form for the 2002-2003 school year (<i>1 school(s) out of 3 eligible</i>).</p> <p>District-wide reported asthma prevalence (item 3) expresses the percentage of students enrolled in public, private, or charter schools located within your school district that were reported by the school nurse to have asthma. The estimated statewide asthma prevalence (item 4) and range of prevalence for all participating districts (item 5) have been provided for reference.</p> <p>Comparison of your district's 95% prevalence confidence interval with the statewide 95% prevalence confidence interval suggests that the reported asthma prevalence in your district is <i>not statistically significantly different from</i> the statewide reported asthma prevalence. Please see the accompanying Questions and Answers sheet for an explanation of what this finding means.</p> <p>Thank you for your school's participation in the 2002-2003 pediatric asthma surveillance program. For questions or comments regarding this report, please contact the Massachusetts Department of Public Health, Center for Environmental Health at 617-624-5757.</p> <p><small>*Statewide prevalence was estimated from a sample of 760 schools in 102 school districts.</small></p>		



Student Asthma Surveillance Summary

School Year 2002 - 2003

Barnstable School District

<p>1) Total number of K-8 students reported with asthma: 201</p>	<p>2) Total number of K-8 students enrolled (in participating schools): 4,668</p>	
<p>3) District-wide reported student asthma prevalence (in participating schools):</p> <p>4.3 % (95% CI = 3.7 - 4.9)</p>	<p>4) Estimated statewide reported student asthma prevalence*:</p> <p>9.2%(95% CI = 9.1 - 9.3)</p>	<p>5) Range of reported asthma prevalence among participating districts:</p> <p>2.7% - 16.2%</p>
<p>6) <i>About the numbers:</i></p> <p>The total number of students reported with asthma (item 1), students enrolled (item 2), and district-wide prevalence (item 3) represent only those schools within the district that completed the Massachusetts Department of Public Health Pediatric Asthma Surveillance Form for the 2002-2003 school year (<i>12 school(s) out of 12 eligible</i>).</p> <p>District-wide reported asthma prevalence (item 3) expresses the percentage of students enrolled in public, private, or charter schools located within your school district that were reported by the school nurse to have asthma. The estimated statewide asthma prevalence (item 4) and range of prevalence for all participating districts (item 5) have been provided for reference.</p> <p>Comparison of your district's 95% prevalence confidence interval with the statewide 95% prevalence confidence interval suggests that the reported asthma prevalence in your district is <i>statistically significantly lower than</i> the statewide reported asthma prevalence. Please see the accompanying Questions and Answers sheet for an explanation of what this finding means.</p> <p>Thank you for your school's participation in the 2002-2003 pediatric asthma surveillance program. For questions or comments regarding this report, please contact the Massachusetts Department of Public Health, Center for Environmental Health at 617-624-5757.</p> <p><small>*Statewide prevalence was estimated from a sample of 760 schools in 102 school districts.</small></p>		



Student Asthma Surveillance Summary
School Year 2002 - 2003
Belchertown School District

1) Total number of K-8 students reported with asthma: 177		2) Total number of K-8 students enrolled (in participating schools): 2,031	
3) District-wide reported student asthma prevalence (in participating schools): 8.7 % (95% CI = 7.5 - 9.9)	4) Estimated statewide reported student asthma prevalence*: 9.2%(95% CI = 9.1 - 9.3)	5) Range of reported asthma prevalence among participating districts: 2.7% - 16.2%	
<p>6) <i>About the numbers:</i></p> <p>The total number of students reported with asthma (item 1), students enrolled (item 2), and district-wide prevalence (item 3) represent only those schools within the district that completed the Massachusetts Department of Public Health Pediatric Asthma Surveillance Form for the 2002-2003 school year (<i>5 school(s) out of 5 eligible</i>).</p> <p>District-wide reported asthma prevalence (item 3) expresses the percentage of students enrolled in public, private, or charter schools located within your school district that were reported by the school nurse to have asthma. The estimated statewide asthma prevalence (item 4) and range of prevalence for all participating districts (item 5) have been provided for reference.</p> <p>Comparison of your district's 95% prevalence confidence interval with the statewide 95% prevalence confidence interval suggests that the reported asthma prevalence in your district is <i>not statistically significantly different from</i> the statewide reported asthma prevalence. Please see the accompanying Questions and Answers sheet for an explanation of what this finding means.</p> <p>Thank you for your school's participation in the 2002-2003 pediatric asthma surveillance program. For questions or comments regarding this report, please contact the Massachusetts Department of Public Health, Center for Environmental Health at 617-624-5757.</p> <p><small>*Statewide prevalence was estimated from a sample of 760 schools in 102 school districts.</small></p>			



Student Asthma Surveillance Summary
School Year 2002 - 2003
Berkshire Hills School District

1) Total number of K-8 students reported with asthma: 37		2) Total number of K-8 students enrolled (in participating schools): 494	
3) District-wide reported student asthma prevalence (in participating schools): 7.5 % (95% CI = 5.2 - 9.8)	4) Estimated statewide reported student asthma prevalence*: 9.2%(95% CI = 9.1 - 9.3)	5) Range of reported asthma prevalence among participating districts: 2.7% - 16.2%	
<p>6) About the numbers:</p> <p>The total number of students reported with asthma (item 1), students enrolled (item 2), and district-wide prevalence (item 3) represent only those schools within the district that completed the Massachusetts Department of Public Health Pediatric Asthma Surveillance Form for the 2002-2003 school year (<i>3 school(s) out of 5 eligible</i>).</p> <p>District-wide reported asthma prevalence (item 3) expresses the percentage of students enrolled in public, private, or charter schools located within your school district that were reported by the school nurse to have asthma. The estimated statewide asthma prevalence (item 4) and range of prevalence for all participating districts (item 5) have been provided for reference.</p> <p>Comparison of your district's 95% prevalence confidence interval with the statewide 95% prevalence confidence interval suggests that the reported asthma prevalence in your district is <i>not statistically significantly different from</i> the statewide reported asthma prevalence. Please see the accompanying Questions and Answers sheet for an explanation of what this finding means.</p> <p>Thank you for your school's participation in the 2002-2003 pediatric asthma surveillance program. For questions or comments regarding this report, please contact the Massachusetts Department of Public Health, Center for Environmental Health at 617-624-5757.</p> <p><small>*Statewide prevalence was estimated from a sample of 760 schools in 102 school districts.</small></p>			



Student Asthma Surveillance Summary
School Year 2002 - 2003
Berlin School District

1) Total number of K-8 students reported with asthma: 19		2) Total number of K-8 students enrolled (in participating schools): 241	
3) District-wide reported student asthma prevalence (in participating schools): 7.9 % (95% CI = 4.5 - 11.3)	4) Estimated statewide reported student asthma prevalence*: 9.2%(95% CI = 9.1 - 9.3)	5) Range of reported asthma prevalence among participating districts: 2.7% - 16.2%	
<p>6) About the numbers:</p> <p>The total number of students reported with asthma (item 1), students enrolled (item 2), and district-wide prevalence (item 3) represent only those schools within the district that completed the Massachusetts Department of Public Health Pediatric Asthma Surveillance Form for the 2002-2003 school year (<i>1 school(s) out of 1 eligible</i>).</p> <p>District-wide reported asthma prevalence (item 3) expresses the percentage of students enrolled in public, private, or charter schools located within your school district that were reported by the school nurse to have asthma. The estimated statewide asthma prevalence (item 4) and range of prevalence for all participating districts (item 5) have been provided for reference.</p> <p>Comparison of your district's 95% prevalence confidence interval with the statewide 95% prevalence confidence interval suggests that the reported asthma prevalence in your district is <i>not statistically significantly different from</i> the statewide reported asthma prevalence. Please see the accompanying Questions and Answers sheet for an explanation of what this finding means.</p> <p>Thank you for your school's participation in the 2002-2003 pediatric asthma surveillance program. For questions or comments regarding this report, please contact the Massachusetts Department of Public Health, Center for Environmental Health at 617-624-5757.</p> <p><small>*Statewide prevalence was estimated from a sample of 760 schools in 102 school districts.</small></p>			



Student Asthma Surveillance Summary
School Year 2002 - 2003
Berlin-Boylston School District

1) Total number of K-8 students reported with asthma: 10		2) Total number of K-8 students enrolled (in participating schools): 172	
3) District-wide reported student asthma prevalence (in participating schools): 5.8 % (95% CI = 2.3 - 9.3)	4) Estimated statewide reported student asthma prevalence*: 9.2%(95% CI = 9.1 - 9.3)	5) Range of reported asthma prevalence among participating districts: 2.7% - 16.2%	
<p>6) About the numbers:</p> <p>The total number of students reported with asthma (item 1), students enrolled (item 2), and district-wide prevalence (item 3) represent only those schools within the district that completed the Massachusetts Department of Public Health Pediatric Asthma Surveillance Form for the 2002-2003 school year (<i>1 school(s) out of 1 eligible</i>).</p> <p>District-wide reported asthma prevalence (item 3) expresses the percentage of students enrolled in public, private, or charter schools located within your school district that were reported by the school nurse to have asthma. The estimated statewide asthma prevalence (item 4) and range of prevalence for all participating districts (item 5) have been provided for reference.</p> <p>Comparison of your district's 95% prevalence confidence interval with the statewide 95% prevalence confidence interval suggests that the reported asthma prevalence in your district is <i>statistically significantly lower than</i> the statewide reported asthma prevalence. Please see the accompanying Questions and Answers sheet for an explanation of what this finding means.</p> <p>Thank you for your school's participation in the 2002-2003 pediatric asthma surveillance program. For questions or comments regarding this report, please contact the Massachusetts Department of Public Health, Center for Environmental Health at 617-624-5757.</p> <p><small>*Statewide prevalence was estimated from a sample of 760 schools in 102 school districts.</small></p>			



Student Asthma Surveillance Summary
School Year 2002 - 2003
Boston School District

1) Total number of K-8 students reported with asthma: 5,630		2) Total number of K-8 students enrolled (in participating schools): 48,739	
3) District-wide reported student asthma prevalence (in participating schools): 11.6 % (95% CI =11.4 - 11.9)	4) Estimated statewide reported student asthma prevalence*: 9.2%(95% CI = 9.1 - 9.3)	5) Range of reported asthma prevalence among participating districts: 2.7% - 16.2%	
<p>6) About the numbers:</p> <p>The total number of students reported with asthma (item 1), students enrolled (item 2), and district-wide prevalence (item 3) represent only those schools within the district that completed the Massachusetts Department of Public Health Pediatric Asthma Surveillance Form for the 2002-2003 school year (149 school(s) out of 157 eligible).</p> <p>District-wide reported asthma prevalence (item 3) expresses the percentage of students enrolled in public, private, or charter schools located within your school district that were reported by the school nurse to have asthma. The estimated statewide asthma prevalence (item 4) and range of prevalence for all participating districts (item 5) have been provided for reference.</p> <p>Comparison of your district's 95% prevalence confidence interval with the statewide 95% prevalence confidence interval suggests that the reported asthma prevalence in your district is <i>statistically significantly higher than</i> the statewide reported asthma prevalence. Please see the accompanying Questions and Answers sheet for an explanation of what this finding means.</p> <p>Thank you for your school's participation in the 2002-2003 pediatric asthma surveillance program. For questions or comments regarding this report, please contact the Massachusetts Department of Public Health, Center for Environmental Health at 617-624-5757.</p> <p><small>*Statewide prevalence was estimated from a sample of 760 schools in 102 school districts.</small></p>			



Student Asthma Surveillance Summary

School Year 2002 - 2003

Braintree School District

1) Total number of K-8 students reported with asthma: 466	2) Total number of K-8 students enrolled (in participating schools): 3,499	
3) District-wide reported student asthma prevalence (in participating schools): 13.3 % (95% CI =12.2 - 14.4)	4) Estimated statewide reported student asthma prevalence*: 9.2%(95% CI = 9.1 - 9.3)	5) Range of reported asthma prevalence among participating districts: 2.7% - 16.2%
<p>6) <i>About the numbers:</i></p> <p>The total number of students reported with asthma (item 1), students enrolled (item 2), and district-wide prevalence (item 3) represent only those schools within the district that completed the Massachusetts Department of Public Health Pediatric Asthma Surveillance Form for the 2002-2003 school year (<i>10 school(s) out of 10 eligible</i>).</p> <p>District-wide reported asthma prevalence (item 3) expresses the percentage of students enrolled in public, private, or charter schools located within your school district that were reported by the school nurse to have asthma. The estimated statewide asthma prevalence (item 4) and range of prevalence for all participating districts (item 5) have been provided for reference.</p> <p>Comparison of your district's 95% prevalence confidence interval with the statewide 95% prevalence confidence interval suggests that the reported asthma prevalence in your district is <i>statistically significantly higher than</i> the statewide reported asthma prevalence. Please see the accompanying Questions and Answers sheet for an explanation of what this finding means.</p> <p>Thank you for your school's participation in the 2002-2003 pediatric asthma surveillance program. For questions or comments regarding this report, please contact the Massachusetts Department of Public Health, Center for Environmental Health at 617-624-5757.</p> <p><small>*Statewide prevalence was estimated from a sample of 760 schools in 102 school districts.</small></p>		



Student Asthma Surveillance Summary

School Year 2002 - 2003

Bridgewater-Raynham School District

<p>1) Total number of K-8 students reported with asthma: 360</p>	<p>2) Total number of K-8 students enrolled (in participating schools): 4,756</p>	
<p>3) District-wide reported student asthma prevalence (in participating schools):</p> <p>7.6 % (95% CI = 6.8 - 8.3)</p>	<p>4) Estimated statewide reported student asthma prevalence*:</p> <p>9.2%(95% CI = 9.1 - 9.3)</p>	<p>5) Range of reported asthma prevalence among participating districts:</p> <p>2.7% - 16.2%</p>
<p>6) <i>About the numbers:</i></p> <p>The total number of students reported with asthma (item 1), students enrolled (item 2), and district-wide prevalence (item 3) represent only those schools within the district that completed the Massachusetts Department of Public Health Pediatric Asthma Surveillance Form for the 2002-2003 school year (<i>7 school(s) out of 7 eligible</i>).</p> <p>District-wide reported asthma prevalence (item 3) expresses the percentage of students enrolled in public, private, or charter schools located within your school district that were reported by the school nurse to have asthma. The estimated statewide asthma prevalence (item 4) and range of prevalence for all participating districts (item 5) have been provided for reference.</p> <p>Comparison of your district's 95% prevalence confidence interval with the statewide 95% prevalence confidence interval suggests that the reported asthma prevalence in your district is <i>statistically significantly lower than</i> the statewide reported asthma prevalence. Please see the accompanying Questions and Answers sheet for an explanation of what this finding means.</p> <p>Thank you for your school's participation in the 2002-2003 pediatric asthma surveillance program. For questions or comments regarding this report, please contact the Massachusetts Department of Public Health, Center for Environmental Health at 617-624-5757.</p> <p><small>*Statewide prevalence was estimated from a sample of 760 schools in 102 school districts.</small></p>		



Student Asthma Surveillance Summary
School Year 2002 - 2003
Brockton School District

1) Total number of K-8 students reported with asthma: 1,331		2) Total number of K-8 students enrolled (in participating schools): 12,037	
3) District-wide reported student asthma prevalence (in participating schools): 11.0 % (95% CI =10.5 - 11.6)	4) Estimated statewide reported student asthma prevalence*: 9.2%(95% CI = 9.1 - 9.3)	5) Range of reported asthma prevalence among participating districts: 2.7% - 16.2%	
<p>6) About the numbers:</p> <p>The total number of students reported with asthma (item 1), students enrolled (item 2), and district-wide prevalence (item 3) represent only those schools within the district that completed the Massachusetts Department of Public Health Pediatric Asthma Surveillance Form for the 2002-2003 school year (23 school(s) out of 23 eligible).</p> <p>District-wide reported asthma prevalence (item 3) expresses the percentage of students enrolled in public, private, or charter schools located within your school district that were reported by the school nurse to have asthma. The estimated statewide asthma prevalence (item 4) and range of prevalence for all participating districts (item 5) have been provided for reference.</p> <p>Comparison of your district's 95% prevalence confidence interval with the statewide 95% prevalence confidence interval suggests that the reported asthma prevalence in your district is <i>statistically significantly higher than</i> the statewide reported asthma prevalence. Please see the accompanying Questions and Answers sheet for an explanation of what this finding means.</p> <p>Thank you for your school's participation in the 2002-2003 pediatric asthma surveillance program. For questions or comments regarding this report, please contact the Massachusetts Department of Public Health, Center for Environmental Health at 617-624-5757.</p> <p><small>*Statewide prevalence was estimated from a sample of 760 schools in 102 school districts.</small></p>			



Student Asthma Surveillance Summary

School Year 2002 - 2003

Brookline School District

<p>1) Total number of K-8 students reported with asthma: 289</p>	<p>2) Total number of K-8 students enrolled (in participating schools): 3,978</p>	
<p>3) District-wide reported student asthma prevalence (in participating schools): 7.3 % (95% CI = 6.5 - 8.1)</p>	<p>4) Estimated statewide reported student asthma prevalence*: 9.2%(95% CI = 9.1 - 9.3)</p>	<p>5) Range of reported asthma prevalence among participating districts: 2.7% - 16.2%</p>
<p>6) <i>About the numbers:</i></p> <p>The total number of students reported with asthma (item 1), students enrolled (item 2), and district-wide prevalence (item 3) represent only those schools within the district that completed the Massachusetts Department of Public Health Pediatric Asthma Surveillance Form for the 2002-2003 school year (<i>8 school(s) out of 8 eligible</i>).</p> <p>District-wide reported asthma prevalence (item 3) expresses the percentage of students enrolled in public, private, or charter schools located within your school district that were reported by the school nurse to have asthma. The estimated statewide asthma prevalence (item 4) and range of prevalence for all participating districts (item 5) have been provided for reference.</p> <p>Comparison of your district's 95% prevalence confidence interval with the statewide 95% prevalence confidence interval suggests that the reported asthma prevalence in your district is <i>statistically significantly lower than</i> the statewide reported asthma prevalence. Please see the accompanying Questions and Answers sheet for an explanation of what this finding means.</p> <p>Thank you for your school's participation in the 2002-2003 pediatric asthma surveillance program. For questions or comments regarding this report, please contact the Massachusetts Department of Public Health, Center for Environmental Health at 617-624-5757.</p> <p><small>*Statewide prevalence was estimated from a sample of 760 schools in 102 school districts.</small></p>		



Student Asthma Surveillance Summary
School Year 2002 - 2003
Cambridge School District

1) Total number of K-8 students reported with asthma: 220		2) Total number of K-8 students enrolled (in participating schools): 2,801	
3) District-wide reported student asthma prevalence (in participating schools): 7.9 % (95% CI = 6.9 - 8.9)	4) Estimated statewide reported student asthma prevalence*: 9.2%(95% CI = 9.1 - 9.3)	5) Range of reported asthma prevalence among participating districts: 2.7% - 16.2%	
<p>6) About the numbers:</p> <p>The total number of students reported with asthma (item 1), students enrolled (item 2), and district-wide prevalence (item 3) represent only those schools within the district that completed the Massachusetts Department of Public Health Pediatric Asthma Surveillance Form for the 2002-2003 school year (<i>9 school(s) out of 16 eligible</i>).</p> <p>District-wide reported asthma prevalence (item 3) expresses the percentage of students enrolled in public, private, or charter schools located within your school district that were reported by the school nurse to have asthma. The estimated statewide asthma prevalence (item 4) and range of prevalence for all participating districts (item 5) have been provided for reference.</p> <p>Comparison of your district's 95% prevalence confidence interval with the statewide 95% prevalence confidence interval suggests that the reported asthma prevalence in your district is <i>statistically significantly lower than</i> the statewide reported asthma prevalence. Please see the accompanying Questions and Answers sheet for an explanation of what this finding means.</p> <p>Thank you for your school's participation in the 2002-2003 pediatric asthma surveillance program. For questions or comments regarding this report, please contact the Massachusetts Department of Public Health, Center for Environmental Health at 617-624-5757.</p> <p><small>*Statewide prevalence was estimated from a sample of 760 schools in 102 school districts.</small></p>			



Student Asthma Surveillance Summary

School Year 2002 - 2003

Canton School District

<p>1) Total number of K-8 students reported with asthma: 85</p>	<p>2) Total number of K-8 students enrolled (in participating schools): 1,234</p>	
<p>3) District-wide reported student asthma prevalence (in participating schools):</p> <p>6.9 % (95% CI = 5.5 - 8.3)</p>	<p>4) Estimated statewide reported student asthma prevalence*:</p> <p>9.2%(95% CI = 9.1 - 9.3)</p>	<p>5) Range of reported asthma prevalence among participating districts:</p> <p>2.7% - 16.2%</p>
<p>6) <i>About the numbers:</i></p> <p>The total number of students reported with asthma (item 1), students enrolled (item 2), and district-wide prevalence (item 3) represent only those schools within the district that completed the Massachusetts Department of Public Health Pediatric Asthma Surveillance Form for the 2002-2003 school year (<i>3 school(s) out of 5 eligible</i>).</p> <p>District-wide reported asthma prevalence (item 3) expresses the percentage of students enrolled in public, private, or charter schools located within your school district that were reported by the school nurse to have asthma. The estimated statewide asthma prevalence (item 4) and range of prevalence for all participating districts (item 5) have been provided for reference.</p> <p>Comparison of your district's 95% prevalence confidence interval with the statewide 95% prevalence confidence interval suggests that the reported asthma prevalence in your district is <i>statistically significantly lower than</i> the statewide reported asthma prevalence. Please see the accompanying Questions and Answers sheet for an explanation of what this finding means.</p> <p>Thank you for your school's participation in the 2002-2003 pediatric asthma surveillance program. For questions or comments regarding this report, please contact the Massachusetts Department of Public Health, Center for Environmental Health at 617-624-5757.</p> <p><small>*Statewide prevalence was estimated from a sample of 760 schools in 102 school districts.</small></p>		



Student Asthma Surveillance Summary
School Year 2002 - 2003
Central Berkshire School District

1) Total number of K-8 students reported with asthma: 208		2) Total number of K-8 students enrolled (in participating schools): 1,415	
3) District-wide reported student asthma prevalence (in participating schools): 11.9 % (95% CI =10.3 - 13.6)	4) Estimated statewide reported student asthma prevalence*: 9.2%(95% CI = 9.1 - 9.3)	5) Range of reported asthma prevalence among participating districts: 2.7% - 16.2%	
<p>6) About the numbers:</p> <p>The total number of students reported with asthma (item 1), students enrolled (item 2), and district-wide prevalence (item 3) represent only those schools within the district that completed the Massachusetts Department of Public Health Pediatric Asthma Surveillance Form for the 2002-2003 school year (<i>4 school(s) out of 5 eligible</i>).</p> <p>District-wide reported asthma prevalence (item 3) expresses the percentage of students enrolled in public, private, or charter schools located within your school district that were reported by the school nurse to have asthma. The estimated statewide asthma prevalence (item 4) and range of prevalence for all participating districts (item 5) have been provided for reference.</p> <p>Comparison of your district's 95% prevalence confidence interval with the statewide 95% prevalence confidence interval suggests that the reported asthma prevalence in your district is <i>statistically significantly higher than</i> the statewide reported asthma prevalence. Please see the accompanying Questions and Answers sheet for an explanation of what this finding means.</p> <p>Thank you for your school's participation in the 2002-2003 pediatric asthma surveillance program. For questions or comments regarding this report, please contact the Massachusetts Department of Public Health, Center for Environmental Health at 617-624-5757.</p> <p><small>*Statewide prevalence was estimated from a sample of 760 schools in 102 school districts.</small></p>			



Student Asthma Surveillance Summary
School Year 2002 - 2003
Chelsea School District

1) Total number of K-8 students reported with asthma: 420		2) Total number of K-8 students enrolled (in participating schools): 3,264	
3) District-wide reported student asthma prevalence (in participating schools): 12.9 % (95% CI =11.7 - 14.0)	4) Estimated statewide reported student asthma prevalence*: 9.2%(95% CI = 9.1 - 9.3)	5) Range of reported asthma prevalence among participating districts: 2.7% - 16.2%	
<p>6) <i>About the numbers:</i></p> <p>The total number of students reported with asthma (item 1), students enrolled (item 2), and district-wide prevalence (item 3) represent only those schools within the district that completed the Massachusetts Department of Public Health Pediatric Asthma Surveillance Form for the 2002-2003 school year (<i>6 school(s) out of 8 eligible</i>).</p> <p>District-wide reported asthma prevalence (item 3) expresses the percentage of students enrolled in public, private, or charter schools located within your school district that were reported by the school nurse to have asthma. The estimated statewide asthma prevalence (item 4) and range of prevalence for all participating districts (item 5) have been provided for reference.</p> <p>Comparison of your district's 95% prevalence confidence interval with the statewide 95% prevalence confidence interval suggests that the reported asthma prevalence in your district is <i>statistically significantly higher than</i> the statewide reported asthma prevalence. Please see the accompanying Questions and Answers sheet for an explanation of what this finding means.</p> <p>Thank you for your school's participation in the 2002-2003 pediatric asthma surveillance program. For questions or comments regarding this report, please contact the Massachusetts Department of Public Health, Center for Environmental Health at 617-624-5757.</p> <p><small>*Statewide prevalence was estimated from a sample of 760 schools in 102 school districts.</small></p>			



Student Asthma Surveillance Summary
School Year 2002 - 2003
Chicopee School District

1) Total number of K-8 students reported with asthma: 511		2) Total number of K-8 students enrolled (in participating schools): 5,072	
3) District-wide reported student asthma prevalence (in participating schools): 10.1 % (95% CI = 9.3 - 10.9)	4) Estimated statewide reported student asthma prevalence*: 9.2%(95% CI = 9.1 - 9.3)	5) Range of reported asthma prevalence among participating districts: 2.7% - 16.2%	
<p>6) About the numbers:</p> <p>The total number of students reported with asthma (item 1), students enrolled (item 2), and district-wide prevalence (item 3) represent only those schools within the district that completed the Massachusetts Department of Public Health Pediatric Asthma Surveillance Form for the 2002-2003 school year (<i>13 school(s) out of 13 eligible</i>).</p> <p>District-wide reported asthma prevalence (item 3) expresses the percentage of students enrolled in public, private, or charter schools located within your school district that were reported by the school nurse to have asthma. The estimated statewide asthma prevalence (item 4) and range of prevalence for all participating districts (item 5) have been provided for reference.</p> <p>Comparison of your district's 95% prevalence confidence interval with the statewide 95% prevalence confidence interval suggests that the reported asthma prevalence in your district is <i>not statistically significantly different from</i> the statewide reported asthma prevalence. Please see the accompanying Questions and Answers sheet for an explanation of what this finding means.</p> <p>Thank you for your school's participation in the 2002-2003 pediatric asthma surveillance program. For questions or comments regarding this report, please contact the Massachusetts Department of Public Health, Center for Environmental Health at 617-624-5757.</p> <p><small>*Statewide prevalence was estimated from a sample of 760 schools in 102 school districts.</small></p>			



Student Asthma Surveillance Summary

School Year 2002 - 2003

Clinton School District

<p>1) Total number of K-8 students reported with asthma: 89</p>	<p>2) Total number of K-8 students enrolled (in participating schools): 1,403</p>	
<p>3) District-wide reported student asthma prevalence (in participating schools):</p> <p>6.3 % (95% CI = 5.1 - 7.6)</p>	<p>4) Estimated statewide reported student asthma prevalence*:</p> <p>9.2%(95% CI = 9.1 - 9.3)</p>	<p>5) Range of reported asthma prevalence among participating districts:</p> <p>2.7% - 16.2%</p>
<p>6) <i>About the numbers:</i></p> <p>The total number of students reported with asthma (item 1), students enrolled (item 2), and district-wide prevalence (item 3) represent only those schools within the district that completed the Massachusetts Department of Public Health Pediatric Asthma Surveillance Form for the 2002-2003 school year (<i>3 school(s) out of 4 eligible</i>).</p> <p>District-wide reported asthma prevalence (item 3) expresses the percentage of students enrolled in public, private, or charter schools located within your school district that were reported by the school nurse to have asthma. The estimated statewide asthma prevalence (item 4) and range of prevalence for all participating districts (item 5) have been provided for reference.</p> <p>Comparison of your district's 95% prevalence confidence interval with the statewide 95% prevalence confidence interval suggests that the reported asthma prevalence in your district is <i>statistically significantly lower than</i> the statewide reported asthma prevalence. Please see the accompanying Questions and Answers sheet for an explanation of what this finding means.</p> <p>Thank you for your school's participation in the 2002-2003 pediatric asthma surveillance program. For questions or comments regarding this report, please contact the Massachusetts Department of Public Health, Center for Environmental Health at 617-624-5757.</p> <p><small>*Statewide prevalence was estimated from a sample of 760 schools in 102 school districts.</small></p>		



Student Asthma Surveillance Summary

School Year 2002 - 2003

Cohasset School District

<p>1) Total number of K-8 students reported with asthma: 21</p>	<p>2) Total number of K-8 students enrolled (in participating schools): 581</p>	
<p>3) District-wide reported student asthma prevalence (in participating schools):</p> <p>3.6 % (95% CI = 2.1 - 5.1)</p>	<p>4) Estimated statewide reported student asthma prevalence*:</p> <p>9.2%(95% CI = 9.1 - 9.3)</p>	<p>5) Range of reported asthma prevalence among participating districts:</p> <p>2.7% - 16.2%</p>
<p>6) <i>About the numbers:</i></p> <p>The total number of students reported with asthma (item 1), students enrolled (item 2), and district-wide prevalence (item 3) represent only those schools within the district that completed the Massachusetts Department of Public Health Pediatric Asthma Surveillance Form for the 2002-2003 school year (<i>2 school(s) out of 3 eligible</i>).</p> <p>District-wide reported asthma prevalence (item 3) expresses the percentage of students enrolled in public, private, or charter schools located within your school district that were reported by the school nurse to have asthma. The estimated statewide asthma prevalence (item 4) and range of prevalence for all participating districts (item 5) have been provided for reference.</p> <p>Comparison of your district's 95% prevalence confidence interval with the statewide 95% prevalence confidence interval suggests that the reported asthma prevalence in your district is <i>statistically significantly lower than</i> the statewide reported asthma prevalence. Please see the accompanying Questions and Answers sheet for an explanation of what this finding means.</p> <p>Thank you for your school's participation in the 2002-2003 pediatric asthma surveillance program. For questions or comments regarding this report, please contact the Massachusetts Department of Public Health, Center for Environmental Health at 617-624-5757.</p> <p><small>*Statewide prevalence was estimated from a sample of 760 schools in 102 school districts.</small></p>		



Student Asthma Surveillance Summary
School Year 2002 - 2003
Concord School District

1) Total number of K-8 students reported with asthma: 131		2) Total number of K-8 students enrolled (in participating schools): 1,970	
3) District-wide reported student asthma prevalence (in participating schools): 6.6 % (95% CI = 5.5 - 7.7)	4) Estimated statewide reported student asthma prevalence*: 9.2%(95% CI = 9.1 - 9.3)	5) Range of reported asthma prevalence among participating districts: 2.7% - 16.2%	
<p>6) About the numbers:</p> <p>The total number of students reported with asthma (item 1), students enrolled (item 2), and district-wide prevalence (item 3) represent only those schools within the district that completed the Massachusetts Department of Public Health Pediatric Asthma Surveillance Form for the 2002-2003 school year (<i>4 school(s) out of 4 eligible</i>).</p> <p>District-wide reported asthma prevalence (item 3) expresses the percentage of students enrolled in public, private, or charter schools located within your school district that were reported by the school nurse to have asthma. The estimated statewide asthma prevalence (item 4) and range of prevalence for all participating districts (item 5) have been provided for reference.</p> <p>Comparison of your district's 95% prevalence confidence interval with the statewide 95% prevalence confidence interval suggests that the reported asthma prevalence in your district is <i>statistically significantly lower than</i> the statewide reported asthma prevalence. Please see the accompanying Questions and Answers sheet for an explanation of what this finding means.</p> <p>Thank you for your school's participation in the 2002-2003 pediatric asthma surveillance program. For questions or comments regarding this report, please contact the Massachusetts Department of Public Health, Center for Environmental Health at 617-624-5757.</p> <p><small>*Statewide prevalence was estimated from a sample of 760 schools in 102 school districts.</small></p>			



Student Asthma Surveillance Summary

School Year 2002 - 2003

Dedham School District

1) Total number of K-8 students reported with asthma: 248	2) Total number of K-8 students enrolled (in participating schools): 2,126	
3) District-wide reported student asthma prevalence (in participating schools): 11.7 % (95% CI =10.3 - 13.0)	4) Estimated statewide reported student asthma prevalence*: 9.2%(95% CI = 9.1 - 9.3)	5) Range of reported asthma prevalence among participating districts: 2.7% - 16.2%
<p>6) <i>About the numbers:</i></p> <p>The total number of students reported with asthma (item 1), students enrolled (item 2), and district-wide prevalence (item 3) represent only those schools within the district that completed the Massachusetts Department of Public Health Pediatric Asthma Surveillance Form for the 2002-2003 school year (<i>7 school(s) out of 7 eligible</i>).</p> <p>District-wide reported asthma prevalence (item 3) expresses the percentage of students enrolled in public, private, or charter schools located within your school district that were reported by the school nurse to have asthma. The estimated statewide asthma prevalence (item 4) and range of prevalence for all participating districts (item 5) have been provided for reference.</p> <p>Comparison of your district's 95% prevalence confidence interval with the statewide 95% prevalence confidence interval suggests that the reported asthma prevalence in your district is <i>statistically significantly higher than</i> the statewide reported asthma prevalence. Please see the accompanying Questions and Answers sheet for an explanation of what this finding means.</p> <p>Thank you for your school's participation in the 2002-2003 pediatric asthma surveillance program. For questions or comments regarding this report, please contact the Massachusetts Department of Public Health, Center for Environmental Health at 617-624-5757.</p> <p><small>*Statewide prevalence was estimated from a sample of 760 schools in 102 school districts.</small></p>		



Student Asthma Surveillance Summary
School Year 2002 - 2003
Douglas School District

1) Total number of K-8 students reported with asthma: 102		2) Total number of K-8 students enrolled (in participating schools): 1,186	
3) District-wide reported student asthma prevalence (in participating schools): 8.6 % (95% CI = 7.0 - 10.2)	4) Estimated statewide reported student asthma prevalence*: 9.2%(95% CI = 9.1 - 9.3)	5) Range of reported asthma prevalence among participating districts: 2.7% - 16.2%	
<p>6) About the numbers:</p> <p>The total number of students reported with asthma (item 1), students enrolled (item 2), and district-wide prevalence (item 3) represent only those schools within the district that completed the Massachusetts Department of Public Health Pediatric Asthma Surveillance Form for the 2002-2003 school year (3 school(s) out of 3 eligible).</p> <p>District-wide reported asthma prevalence (item 3) expresses the percentage of students enrolled in public, private, or charter schools located within your school district that were reported by the school nurse to have asthma. The estimated statewide asthma prevalence (item 4) and range of prevalence for all participating districts (item 5) have been provided for reference.</p> <p>Comparison of your district's 95% prevalence confidence interval with the statewide 95% prevalence confidence interval suggests that the reported asthma prevalence in your district is <i>not statistically significantly different from</i> the statewide reported asthma prevalence. Please see the accompanying Questions and Answers sheet for an explanation of what this finding means.</p> <p>Thank you for your school's participation in the 2002-2003 pediatric asthma surveillance program. For questions or comments regarding this report, please contact the Massachusetts Department of Public Health, Center for Environmental Health at 617-624-5757.</p> <p><small>*Statewide prevalence was estimated from a sample of 760 schools in 102 school districts.</small></p>			



Student Asthma Surveillance Summary

School Year 2002 - 2003

East Longmeadow School District

<p>1) Total number of K-8 students reported with asthma: 160</p>	<p>2) Total number of K-8 students enrolled (in participating schools): 1,762</p>	
<p>3) District-wide reported student asthma prevalence (in participating schools):</p> <p>9.1 % (95% CI = 7.7 - 10.4)</p>	<p>4) Estimated statewide reported student asthma prevalence*:</p> <p>9.2%(95% CI = 9.1 - 9.3)</p>	<p>5) Range of reported asthma prevalence among participating districts:</p> <p>2.7% - 16.2%</p>
<p>6) <i>About the numbers:</i></p> <p>The total number of students reported with asthma (item 1), students enrolled (item 2), and district-wide prevalence (item 3) represent only those schools within the district that completed the Massachusetts Department of Public Health Pediatric Asthma Surveillance Form for the 2002-2003 school year (<i>4 school(s) out of 4 eligible</i>).</p> <p>District-wide reported asthma prevalence (item 3) expresses the percentage of students enrolled in public, private, or charter schools located within your school district that were reported by the school nurse to have asthma. The estimated statewide asthma prevalence (item 4) and range of prevalence for all participating districts (item 5) have been provided for reference.</p> <p>Comparison of your district's 95% prevalence confidence interval with the statewide 95% prevalence confidence interval suggests that the reported asthma prevalence in your district is <i>not statistically significantly different from</i> the statewide reported asthma prevalence. Please see the accompanying Questions and Answers sheet for an explanation of what this finding means.</p> <p>Thank you for your school's participation in the 2002-2003 pediatric asthma surveillance program. For questions or comments regarding this report, please contact the Massachusetts Department of Public Health, Center for Environmental Health at 617-624-5757.</p> <p><small>*Statewide prevalence was estimated from a sample of 760 schools in 102 school districts.</small></p>		



Student Asthma Surveillance Summary

School Year 2002 - 2003

Fairhaven School District

<p>1) Total number of K-8 students reported with asthma: 144</p>	<p>2) Total number of K-8 students enrolled (in participating schools): 1,634</p>	
<p>3) District-wide reported student asthma prevalence (in participating schools): 10.3 % (95% CI = 8.9 - 11.8)</p>	<p>4) Estimated statewide reported student asthma prevalence*: 9.2%(95% CI = 9.1 - 9.3)</p>	<p>5) Range of reported asthma prevalence among participating districts: 2.7% - 16.2%</p>
<p>6) <i>About the numbers:</i></p> <p>The total number of students reported with asthma (item 1), students enrolled (item 2), and district-wide prevalence (item 3) represent only those schools within the district that completed the Massachusetts Department of Public Health Pediatric Asthma Surveillance Form for the 2002-2003 school year (<i>5 school(s) out of 5 eligible</i>).</p> <p>District-wide reported asthma prevalence (item 3) expresses the percentage of students enrolled in public, private, or charter schools located within your school district that were reported by the school nurse to have asthma. The estimated statewide asthma prevalence (item 4) and range of prevalence for all participating districts (item 5) have been provided for reference.</p> <p>Comparison of your district's 95% prevalence confidence interval with the statewide 95% prevalence confidence interval suggests that the reported asthma prevalence in your district is <i>not statistically significantly different from</i> the statewide reported asthma prevalence. Please see the accompanying Questions and Answers sheet for an explanation of what this finding means.</p> <p>Thank you for your school's participation in the 2002-2003 pediatric asthma surveillance program. For questions or comments regarding this report, please contact the Massachusetts Department of Public Health, Center for Environmental Health at 617-624-5757.</p> <p><small>*Statewide prevalence was estimated from a sample of 760 schools in 102 school districts.</small></p>		



Student Asthma Surveillance Summary

School Year 2002 - 2003

Foxborough School District

1) Total number of K-8 students reported with asthma: 213	2) Total number of K-8 students enrolled (in participating schools): 1,931	
3) District-wide reported student asthma prevalence (in participating schools): 11.0 % (95% CI = 9.6 - 12.4)	4) Estimated statewide reported student asthma prevalence*: 9.2%(95% CI = 9.1 - 9.3)	5) Range of reported asthma prevalence among participating districts: 2.7% - 16.2%
<p>6) <i>About the numbers:</i></p> <p>The total number of students reported with asthma (item 1), students enrolled (item 2), and district-wide prevalence (item 3) represent only those schools within the district that completed the Massachusetts Department of Public Health Pediatric Asthma Surveillance Form for the 2002-2003 school year (<i>4 school(s) out of 4 eligible</i>).</p> <p>District-wide reported asthma prevalence (item 3) expresses the percentage of students enrolled in public, private, or charter schools located within your school district that were reported by the school nurse to have asthma. The estimated statewide asthma prevalence (item 4) and range of prevalence for all participating districts (item 5) have been provided for reference.</p> <p>Comparison of your district's 95% prevalence confidence interval with the statewide 95% prevalence confidence interval suggests that the reported asthma prevalence in your district is <i>statistically significantly higher than</i> the statewide reported asthma prevalence. Please see the accompanying Questions and Answers sheet for an explanation of what this finding means.</p> <p>Thank you for your school's participation in the 2002-2003 pediatric asthma surveillance program. For questions or comments regarding this report, please contact the Massachusetts Department of Public Health, Center for Environmental Health at 617-624-5757.</p> <p><small>*Statewide prevalence was estimated from a sample of 760 schools in 102 school districts.</small></p>		



Student Asthma Surveillance Summary

School Year 2002 - 2003

Framingham School District

<p>1) Total number of K-8 students reported with asthma: 585</p>	<p>2) Total number of K-8 students enrolled (in participating schools): 6,182</p>	
<p>3) District-wide reported student asthma prevalence (in participating schools):</p> <p>9.5 % (95% CI = 8.7 - 10.2)</p>	<p>4) Estimated statewide reported student asthma prevalence*:</p> <p>9.2%(95% CI = 9.1 - 9.3)</p>	<p>5) Range of reported asthma prevalence among participating districts:</p> <p>2.7% - 16.2%</p>
<p>6) <i>About the numbers:</i></p> <p>The total number of students reported with asthma (item 1), students enrolled (item 2), and district-wide prevalence (item 3) represent only those schools within the district that completed the Massachusetts Department of Public Health Pediatric Asthma Surveillance Form for the 2002-2003 school year (<i>12 school(s) out of 13 eligible</i>).</p> <p>District-wide reported asthma prevalence (item 3) expresses the percentage of students enrolled in public, private, or charter schools located within your school district that were reported by the school nurse to have asthma. The estimated statewide asthma prevalence (item 4) and range of prevalence for all participating districts (item 5) have been provided for reference.</p> <p>Comparison of your district's 95% prevalence confidence interval with the statewide 95% prevalence confidence interval suggests that the reported asthma prevalence in your district is <i>not statistically significantly different from</i> the statewide reported asthma prevalence. Please see the accompanying Questions and Answers sheet for an explanation of what this finding means.</p> <p>Thank you for your school's participation in the 2002-2003 pediatric asthma surveillance program. For questions or comments regarding this report, please contact the Massachusetts Department of Public Health, Center for Environmental Health at 617-624-5757.</p> <p><small>*Statewide prevalence was estimated from a sample of 760 schools in 102 school districts.</small></p>		



Student Asthma Surveillance Summary
School Year 2002 - 2003
Gardner School District

1) Total number of K-8 students reported with asthma: 291		2) Total number of K-8 students enrolled (in participating schools): 2,755	
3) District-wide reported student asthma prevalence (in participating schools): 10.6 % (95% CI = 9.4 - 11.7)	4) Estimated statewide reported student asthma prevalence*: 9.2%(95% CI = 9.1 - 9.3)	5) Range of reported asthma prevalence among participating districts: 2.7% - 16.2%	
<p>6) About the numbers:</p> <p>The total number of students reported with asthma (item 1), students enrolled (item 2), and district-wide prevalence (item 3) represent only those schools within the district that completed the Massachusetts Department of Public Health Pediatric Asthma Surveillance Form for the 2002-2003 school year (7 school(s) out of 7 eligible).</p> <p>District-wide reported asthma prevalence (item 3) expresses the percentage of students enrolled in public, private, or charter schools located within your school district that were reported by the school nurse to have asthma. The estimated statewide asthma prevalence (item 4) and range of prevalence for all participating districts (item 5) have been provided for reference.</p> <p>Comparison of your district's 95% prevalence confidence interval with the statewide 95% prevalence confidence interval suggests that the reported asthma prevalence in your district is <i>statistically significantly higher than</i> the statewide reported asthma prevalence. Please see the accompanying Questions and Answers sheet for an explanation of what this finding means.</p> <p>Thank you for your school's participation in the 2002-2003 pediatric asthma surveillance program. For questions or comments regarding this report, please contact the Massachusetts Department of Public Health, Center for Environmental Health at 617-624-5757.</p> <p><small>*Statewide prevalence was estimated from a sample of 760 schools in 102 school districts.</small></p>			



Student Asthma Surveillance Summary
School Year 2002 - 2003
Gateway School District

1) Total number of K-8 students reported with asthma: 89		2) Total number of K-8 students enrolled (in participating schools): 962	
3) District-wide reported student asthma prevalence (in participating schools): 9.3 % (95% CI = 7.4 - 11.1)	4) Estimated statewide reported student asthma prevalence*: 9.2%(95% CI = 9.1 - 9.3)	5) Range of reported asthma prevalence among participating districts: 2.7% - 16.2%	
<p>6) About the numbers:</p> <p>The total number of students reported with asthma (item 1), students enrolled (item 2), and district-wide prevalence (item 3) represent only those schools within the district that completed the Massachusetts Department of Public Health Pediatric Asthma Surveillance Form for the 2002-2003 school year (<i>6 school(s) out of 6 eligible</i>).</p> <p>District-wide reported asthma prevalence (item 3) expresses the percentage of students enrolled in public, private, or charter schools located within your school district that were reported by the school nurse to have asthma. The estimated statewide asthma prevalence (item 4) and range of prevalence for all participating districts (item 5) have been provided for reference.</p> <p>Comparison of your district's 95% prevalence confidence interval with the statewide 95% prevalence confidence interval suggests that the reported asthma prevalence in your district is <i>not statistically significantly different from</i> the statewide reported asthma prevalence. Please see the accompanying Questions and Answers sheet for an explanation of what this finding means.</p> <p>Thank you for your school's participation in the 2002-2003 pediatric asthma surveillance program. For questions or comments regarding this report, please contact the Massachusetts Department of Public Health, Center for Environmental Health at 617-624-5757.</p> <p><small>*Statewide prevalence was estimated from a sample of 760 schools in 102 school districts.</small></p>			



Student Asthma Surveillance Summary
School Year 2002 - 2003
Georgetown School District

1) Total number of K-8 students reported with asthma: 30		2) Total number of K-8 students enrolled (in participating schools): 1,083	
3) District-wide reported student asthma prevalence (in participating schools): 2.8 % (95% CI = 1.8 - 3.7)	4) Estimated statewide reported student asthma prevalence*: 9.2%(95% CI = 9.1 - 9.3)	5) Range of reported asthma prevalence among participating districts: 2.7% - 16.2%	
<p>6) About the numbers:</p> <p>The total number of students reported with asthma (item 1), students enrolled (item 2), and district-wide prevalence (item 3) represent only those schools within the district that completed the Massachusetts Department of Public Health Pediatric Asthma Surveillance Form for the 2002-2003 school year (3 school(s) out of 3 eligible).</p> <p>District-wide reported asthma prevalence (item 3) expresses the percentage of students enrolled in public, private, or charter schools located within your school district that were reported by the school nurse to have asthma. The estimated statewide asthma prevalence (item 4) and range of prevalence for all participating districts (item 5) have been provided for reference.</p> <p>Comparison of your district's 95% prevalence confidence interval with the statewide 95% prevalence confidence interval suggests that the reported asthma prevalence in your district is <i>statistically significantly lower than</i> the statewide reported asthma prevalence. Please see the accompanying Questions and Answers sheet for an explanation of what this finding means.</p> <p>Thank you for your school's participation in the 2002-2003 pediatric asthma surveillance program. For questions or comments regarding this report, please contact the Massachusetts Department of Public Health, Center for Environmental Health at 617-624-5757.</p> <p><small>*Statewide prevalence was estimated from a sample of 760 schools in 102 school districts.</small></p>			



Student Asthma Surveillance Summary
School Year 2002 - 2003
Gloucester School District

1) Total number of K-8 students reported with asthma: 247		2) Total number of K-8 students enrolled (in participating schools): 2,769	
3) District-wide reported student asthma prevalence (in participating schools): 8.9 % (95% CI = 7.9 - 10.0)	4) Estimated statewide reported student asthma prevalence*: 9.2%(95% CI = 9.1 - 9.3)	5) Range of reported asthma prevalence among participating districts: 2.7% - 16.2%	
<p>6) About the numbers:</p> <p>The total number of students reported with asthma (item 1), students enrolled (item 2), and district-wide prevalence (item 3) represent only those schools within the district that completed the Massachusetts Department of Public Health Pediatric Asthma Surveillance Form for the 2002-2003 school year (7 school(s) out of 7 eligible).</p> <p>District-wide reported asthma prevalence (item 3) expresses the percentage of students enrolled in public, private, or charter schools located within your school district that were reported by the school nurse to have asthma. The estimated statewide asthma prevalence (item 4) and range of prevalence for all participating districts (item 5) have been provided for reference.</p> <p>Comparison of your district's 95% prevalence confidence interval with the statewide 95% prevalence confidence interval suggests that the reported asthma prevalence in your district is <i>not statistically significantly different from</i> the statewide reported asthma prevalence. Please see the accompanying Questions and Answers sheet for an explanation of what this finding means.</p> <p>Thank you for your school's participation in the 2002-2003 pediatric asthma surveillance program. For questions or comments regarding this report, please contact the Massachusetts Department of Public Health, Center for Environmental Health at 617-624-5757.</p> <p><small>*Statewide prevalence was estimated from a sample of 760 schools in 102 school districts.</small></p>			



Student Asthma Surveillance Summary

School Year 2002 - 2003

Granby School District

<p>1) Total number of K-8 students reported with asthma: 77</p>	<p>2) Total number of K-8 students enrolled (in participating schools): 793</p>	
<p>3) District-wide reported student asthma prevalence (in participating schools):</p> <p>9.7 % (95% CI = 7.6 - 11.8)</p>	<p>4) Estimated statewide reported student asthma prevalence*:</p> <p>9.2%(95% CI = 9.1 - 9.3)</p>	<p>5) Range of reported asthma prevalence among participating districts:</p> <p>2.7% - 16.2%</p>
<p>6) <i>About the numbers:</i></p> <p>The total number of students reported with asthma (item 1), students enrolled (item 2), and district-wide prevalence (item 3) represent only those schools within the district that completed the Massachusetts Department of Public Health Pediatric Asthma Surveillance Form for the 2002-2003 school year (<i>3 school(s) out of 3 eligible</i>).</p> <p>District-wide reported asthma prevalence (item 3) expresses the percentage of students enrolled in public, private, or charter schools located within your school district that were reported by the school nurse to have asthma. The estimated statewide asthma prevalence (item 4) and range of prevalence for all participating districts (item 5) have been provided for reference.</p> <p>Comparison of your district's 95% prevalence confidence interval with the statewide 95% prevalence confidence interval suggests that the reported asthma prevalence in your district is <i>not statistically significantly different from</i> the statewide reported asthma prevalence. Please see the accompanying Questions and Answers sheet for an explanation of what this finding means.</p> <p>Thank you for your school's participation in the 2002-2003 pediatric asthma surveillance program. For questions or comments regarding this report, please contact the Massachusetts Department of Public Health, Center for Environmental Health at 617-624-5757.</p> <p><small>*Statewide prevalence was estimated from a sample of 760 schools in 102 school districts.</small></p>		



Student Asthma Surveillance Summary

School Year 2002 - 2003

Hadley School District

<p>1) Total number of K-8 students reported with asthma: 30</p>	<p>2) Total number of K-8 students enrolled (in participating schools): 420</p>	
<p>3) District-wide reported student asthma prevalence (in participating schools):</p> <p>7.1 % (95% CI = 4.7 - 9.6)</p>	<p>4) Estimated statewide reported student asthma prevalence*:</p> <p>9.2%(95% CI = 9.1 - 9.3)</p>	<p>5) Range of reported asthma prevalence among participating districts:</p> <p>2.7% - 16.2%</p>
<p>6) <i>About the numbers:</i></p> <p>The total number of students reported with asthma (item 1), students enrolled (item 2), and district-wide prevalence (item 3) represent only those schools within the district that completed the Massachusetts Department of Public Health Pediatric Asthma Surveillance Form for the 2002-2003 school year (<i>2 school(s) out of 3 eligible</i>).</p> <p>District-wide reported asthma prevalence (item 3) expresses the percentage of students enrolled in public, private, or charter schools located within your school district that were reported by the school nurse to have asthma. The estimated statewide asthma prevalence (item 4) and range of prevalence for all participating districts (item 5) have been provided for reference.</p> <p>Comparison of your district's 95% prevalence confidence interval with the statewide 95% prevalence confidence interval suggests that the reported asthma prevalence in your district is <i>not statistically significantly different from</i> the statewide reported asthma prevalence. Please see the accompanying Questions and Answers sheet for an explanation of what this finding means.</p> <p>Thank you for your school's participation in the 2002-2003 pediatric asthma surveillance program. For questions or comments regarding this report, please contact the Massachusetts Department of Public Health, Center for Environmental Health at 617-624-5757.</p> <p><small>*Statewide prevalence was estimated from a sample of 760 schools in 102 school districts.</small></p>		



Student Asthma Surveillance Summary
School Year 2002 - 2003
Hampden-Wilbraham School District

1) Total number of K-8 students reported with asthma: 198		2) Total number of K-8 students enrolled (in participating schools): 2,537	
3) District-wide reported student asthma prevalence (in participating schools): 7.8 % (95% CI = 6.7 - 8.8)	4) Estimated statewide reported student asthma prevalence*: 9.2%(95% CI = 9.1 - 9.3)	5) Range of reported asthma prevalence among participating districts: 2.7% - 16.2%	
<p>6) About the numbers:</p> <p>The total number of students reported with asthma (item 1), students enrolled (item 2), and district-wide prevalence (item 3) represent only those schools within the district that completed the Massachusetts Department of Public Health Pediatric Asthma Surveillance Form for the 2002-2003 school year (7 school(s) out of 7 eligible).</p> <p>District-wide reported asthma prevalence (item 3) expresses the percentage of students enrolled in public, private, or charter schools located within your school district that were reported by the school nurse to have asthma. The estimated statewide asthma prevalence (item 4) and range of prevalence for all participating districts (item 5) have been provided for reference.</p> <p>Comparison of your district's 95% prevalence confidence interval with the statewide 95% prevalence confidence interval suggests that the reported asthma prevalence in your district is <i>statistically significantly lower than</i> the statewide reported asthma prevalence. Please see the accompanying Questions and Answers sheet for an explanation of what this finding means.</p> <p>Thank you for your school's participation in the 2002-2003 pediatric asthma surveillance program. For questions or comments regarding this report, please contact the Massachusetts Department of Public Health, Center for Environmental Health at 617-624-5757.</p> <p><small>*Statewide prevalence was estimated from a sample of 760 schools in 102 school districts.</small></p>			



Student Asthma Surveillance Summary

School Year 2002 - 2003

Hanover School District

<p>1) Total number of K-8 students reported with asthma: 119</p>	<p>2) Total number of K-8 students enrolled (in participating schools): 1,969</p>	
<p>3) District-wide reported student asthma prevalence (in participating schools):</p> <p>6.0 % (95% CI = 5.0 - 7.1)</p>	<p>4) Estimated statewide reported student asthma prevalence*:</p> <p>9.2%(95% CI = 9.1 - 9.3)</p>	<p>5) Range of reported asthma prevalence among participating districts:</p> <p>2.7% - 16.2%</p>
<p>6) <i>About the numbers:</i></p> <p>The total number of students reported with asthma (item 1), students enrolled (item 2), and district-wide prevalence (item 3) represent only those schools within the district that completed the Massachusetts Department of Public Health Pediatric Asthma Surveillance Form for the 2002-2003 school year (<i>4 school(s) out of 4 eligible</i>).</p> <p>District-wide reported asthma prevalence (item 3) expresses the percentage of students enrolled in public, private, or charter schools located within your school district that were reported by the school nurse to have asthma. The estimated statewide asthma prevalence (item 4) and range of prevalence for all participating districts (item 5) have been provided for reference.</p> <p>Comparison of your district's 95% prevalence confidence interval with the statewide 95% prevalence confidence interval suggests that the reported asthma prevalence in your district is <i>statistically significantly lower than</i> the statewide reported asthma prevalence. Please see the accompanying Questions and Answers sheet for an explanation of what this finding means.</p> <p>Thank you for your school's participation in the 2002-2003 pediatric asthma surveillance program. For questions or comments regarding this report, please contact the Massachusetts Department of Public Health, Center for Environmental Health at 617-624-5757.</p> <p><small>*Statewide prevalence was estimated from a sample of 760 schools in 102 school districts.</small></p>		



Student Asthma Surveillance Summary
School Year 2002 - 2003
Harvard School District

1) Total number of K-8 students reported with asthma: 61		2) Total number of K-8 students enrolled (in participating schools): 849	
3) District-wide reported student asthma prevalence (in participating schools): 7.2 % (95% CI = 5.4 - 8.9)	4) Estimated statewide reported student asthma prevalence*: 9.2%(95% CI = 9.1 - 9.3)	5) Range of reported asthma prevalence among participating districts: 2.7% - 16.2%	
<p>6) About the numbers:</p> <p>The total number of students reported with asthma (item 1), students enrolled (item 2), and district-wide prevalence (item 3) represent only those schools within the district that completed the Massachusetts Department of Public Health Pediatric Asthma Surveillance Form for the 2002-2003 school year (2 school(s) out of 2 eligible).</p> <p>District-wide reported asthma prevalence (item 3) expresses the percentage of students enrolled in public, private, or charter schools located within your school district that were reported by the school nurse to have asthma. The estimated statewide asthma prevalence (item 4) and range of prevalence for all participating districts (item 5) have been provided for reference.</p> <p>Comparison of your district's 95% prevalence confidence interval with the statewide 95% prevalence confidence interval suggests that the reported asthma prevalence in your district is <i>statistically significantly lower than</i> the statewide reported asthma prevalence. Please see the accompanying Questions and Answers sheet for an explanation of what this finding means.</p> <p>Thank you for your school's participation in the 2002-2003 pediatric asthma surveillance program. For questions or comments regarding this report, please contact the Massachusetts Department of Public Health, Center for Environmental Health at 617-624-5757.</p> <p><small>*Statewide prevalence was estimated from a sample of 760 schools in 102 school districts.</small></p>			



Student Asthma Surveillance Summary

School Year 2002 - 2003

Harwich School District

<p>1) Total number of K-8 students reported with asthma: 55</p>	<p>2) Total number of K-8 students enrolled (in participating schools): 1,058</p>	
<p>3) District-wide reported student asthma prevalence (in participating schools):</p> <p>5.2 % (95% CI = 3.9 - 6.5)</p>	<p>4) Estimated statewide reported student asthma prevalence*:</p> <p>9.2%(95% CI = 9.1 - 9.3)</p>	<p>5) Range of reported asthma prevalence among participating districts:</p> <p>2.7% - 16.2%</p>
<p>6) <i>About the numbers:</i></p> <p>The total number of students reported with asthma (item 1), students enrolled (item 2), and district-wide prevalence (item 3) represent only those schools within the district that completed the Massachusetts Department of Public Health Pediatric Asthma Surveillance Form for the 2002-2003 school year (<i>2 school(s) out of 2 eligible</i>).</p> <p>District-wide reported asthma prevalence (item 3) expresses the percentage of students enrolled in public, private, or charter schools located within your school district that were reported by the school nurse to have asthma. The estimated statewide asthma prevalence (item 4) and range of prevalence for all participating districts (item 5) have been provided for reference.</p> <p>Comparison of your district's 95% prevalence confidence interval with the statewide 95% prevalence confidence interval suggests that the reported asthma prevalence in your district is <i>statistically significantly lower than</i> the statewide reported asthma prevalence. Please see the accompanying Questions and Answers sheet for an explanation of what this finding means.</p> <p>Thank you for your school's participation in the 2002-2003 pediatric asthma surveillance program. For questions or comments regarding this report, please contact the Massachusetts Department of Public Health, Center for Environmental Health at 617-624-5757.</p> <p><small>*Statewide prevalence was estimated from a sample of 760 schools in 102 school districts.</small></p>		



Student Asthma Surveillance Summary

School Year 2002 - 2003


Haverhill School District

1) Total number of K-8 students reported with asthma: 205		2) Total number of K-8 students enrolled (in participating schools): 2,016	
3) District-wide reported student asthma prevalence (in participating schools): 10.2 % (95% CI = 8.8 - 11.5)	4) Estimated statewide reported student asthma prevalence*: 9.2%(95% CI = 9.1 - 9.3)	5) Range of reported asthma prevalence among participating districts: 2.7% - 16.2%	
<p>6) <i>About the numbers:</i></p> <p>The total number of students reported with asthma (item 1), students enrolled (item 2), and district-wide prevalence (item 3) represent only those schools within the district that completed the Massachusetts Department of Public Health Pediatric Asthma Surveillance Form for the 2002-2003 school year (<i>4 school(s) out of 18 eligible</i>).</p> <p>District-wide reported asthma prevalence (item 3) expresses the percentage of students enrolled in public, private, or charter schools located within your school district that were reported by the school nurse to have asthma. The estimated statewide asthma prevalence (item 4) and range of prevalence for all participating districts (item 5) have been provided for reference.</p> <p>Comparison of your district's 95% prevalence confidence interval with the statewide 95% prevalence confidence interval suggests that the reported asthma prevalence in your district is <i>not statistically significantly different from</i> the statewide reported asthma prevalence. Please see the accompanying Questions and Answers sheet for an explanation of what this finding means.</p> <p>Thank you for your school's participation in the 2002-2003 pediatric asthma surveillance program. For questions or comments regarding this report, please contact the Massachusetts Department of Public Health, Center for Environmental Health at 617-624-5757.</p> <p><small>*Statewide prevalence was estimated from a sample of 760 schools in 102 school districts.</small></p>			



Student Asthma Surveillance Summary
School Year 2002 - 2003
Hawlemont School District

1) Total number of K-8 students reported with asthma: 5		2) Total number of K-8 students enrolled (in participating schools): 100	
3) District-wide reported student asthma prevalence (in participating schools): 5.0 % (95% CI = 0.7 - 9.3)	4) Estimated statewide reported student asthma prevalence*: 9.2%(95% CI = 9.1 - 9.3)	5) Range of reported asthma prevalence among participating districts: 2.7% - 16.2%	
<p>6) About the numbers:</p> <p>The total number of students reported with asthma (item 1), students enrolled (item 2), and district-wide prevalence (item 3) represent only those schools within the district that completed the Massachusetts Department of Public Health Pediatric Asthma Surveillance Form for the 2002-2003 school year (<i>1 school(s) out of 1 eligible</i>).</p> <p>District-wide reported asthma prevalence (item 3) expresses the percentage of students enrolled in public, private, or charter schools located within your school district that were reported by the school nurse to have asthma. The estimated statewide asthma prevalence (item 4) and range of prevalence for all participating districts (item 5) have been provided for reference.</p> <p>Comparison of your district's 95% prevalence confidence interval with the statewide 95% prevalence confidence interval suggests that the reported asthma prevalence in your district is <i>statistically significantly lower than</i> the statewide reported asthma prevalence. Please see the accompanying Questions and Answers sheet for an explanation of what this finding means.</p> <p>Thank you for your school's participation in the 2002-2003 pediatric asthma surveillance program. For questions or comments regarding this report, please contact the Massachusetts Department of Public Health, Center for Environmental Health at 617-624-5757.</p> <p><small>*Statewide prevalence was estimated from a sample of 760 schools in 102 school districts.</small></p>			



Student Asthma Surveillance Summary

School Year 2002 - 2003

Holliston School District

<p>1) Total number of K-8 students reported with asthma: 215</p>	<p>2) Total number of K-8 students enrolled (in participating schools): 2,147</p>	
<p>3) District-wide reported student asthma prevalence (in participating schools): 10.0 % (95% CI = 8.7 - 11.3)</p>	<p>4) Estimated statewide reported student asthma prevalence*: 9.2%(95% CI = 9.1 - 9.3)</p>	<p>5) Range of reported asthma prevalence among participating districts: 2.7% - 16.2%</p>
<p>6) <i>About the numbers:</i></p> <p>The total number of students reported with asthma (item 1), students enrolled (item 2), and district-wide prevalence (item 3) represent only those schools within the district that completed the Massachusetts Department of Public Health Pediatric Asthma Surveillance Form for the 2002-2003 school year (<i>3 school(s) out of 3 eligible</i>).</p> <p>District-wide reported asthma prevalence (item 3) expresses the percentage of students enrolled in public, private, or charter schools located within your school district that were reported by the school nurse to have asthma. The estimated statewide asthma prevalence (item 4) and range of prevalence for all participating districts (item 5) have been provided for reference.</p> <p>Comparison of your district's 95% prevalence confidence interval with the statewide 95% prevalence confidence interval suggests that the reported asthma prevalence in your district is <i>not statistically significantly different from</i> the statewide reported asthma prevalence. Please see the accompanying Questions and Answers sheet for an explanation of what this finding means.</p> <p>Thank you for your school's participation in the 2002-2003 pediatric asthma surveillance program. For questions or comments regarding this report, please contact the Massachusetts Department of Public Health, Center for Environmental Health at 617-624-5757.</p> <p><small>*Statewide prevalence was estimated from a sample of 760 schools in 102 school districts.</small></p>		



Student Asthma Surveillance Summary

School Year 2002 - 2003

Holyoke School District

1) Total number of K-8 students reported with asthma: 665	2) Total number of K-8 students enrolled (in participating schools): 5,514	
3) District-wide reported student asthma prevalence (in participating schools): 11.7 % (95% CI =10.9 - 12.6)	4) Estimated statewide reported student asthma prevalence*: 9.2%(95% CI = 9.1 - 9.3)	5) Range of reported asthma prevalence among participating districts: 2.7% - 16.2%
<p>6) <i>About the numbers:</i></p> <p>The total number of students reported with asthma (item 1), students enrolled (item 2), and district-wide prevalence (item 3) represent only those schools within the district that completed the Massachusetts Department of Public Health Pediatric Asthma Surveillance Form for the 2002-2003 school year (<i>12 school(s) out of 14 eligible</i>).</p> <p>District-wide reported asthma prevalence (item 3) expresses the percentage of students enrolled in public, private, or charter schools located within your school district that were reported by the school nurse to have asthma. The estimated statewide asthma prevalence (item 4) and range of prevalence for all participating districts (item 5) have been provided for reference.</p> <p>Comparison of your district's 95% prevalence confidence interval with the statewide 95% prevalence confidence interval suggests that the reported asthma prevalence in your district is <i>statistically significantly higher than</i> the statewide reported asthma prevalence. Please see the accompanying Questions and Answers sheet for an explanation of what this finding means.</p> <p>Thank you for your school's participation in the 2002-2003 pediatric asthma surveillance program. For questions or comments regarding this report, please contact the Massachusetts Department of Public Health, Center for Environmental Health at 617-624-5757.</p> <p><small>*Statewide prevalence was estimated from a sample of 760 schools in 102 school districts.</small></p>		



Student Asthma Surveillance Summary

School Year 2002 - 2003

Hudson School District

<p>1) Total number of K-8 students reported with asthma: 176</p>	<p>2) Total number of K-8 students enrolled (in participating schools): 1,921</p>	
<p>3) District-wide reported student asthma prevalence (in participating schools):</p> <p>9.2 % (95% CI = 7.9 - 10.5)</p>	<p>4) Estimated statewide reported student asthma prevalence*:</p> <p>9.2%(95% CI = 9.1 - 9.3)</p>	<p>5) Range of reported asthma prevalence among participating districts:</p> <p>2.7% - 16.2%</p>
<p>6) <i>About the numbers:</i></p> <p>The total number of students reported with asthma (item 1), students enrolled (item 2), and district-wide prevalence (item 3) represent only those schools within the district that completed the Massachusetts Department of Public Health Pediatric Asthma Surveillance Form for the 2002-2003 school year (<i>6 school(s) out of 6 eligible</i>).</p> <p>District-wide reported asthma prevalence (item 3) expresses the percentage of students enrolled in public, private, or charter schools located within your school district that were reported by the school nurse to have asthma. The estimated statewide asthma prevalence (item 4) and range of prevalence for all participating districts (item 5) have been provided for reference.</p> <p>Comparison of your district's 95% prevalence confidence interval with the statewide 95% prevalence confidence interval suggests that the reported asthma prevalence in your district is <i>not statistically significantly different from</i> the statewide reported asthma prevalence. Please see the accompanying Questions and Answers sheet for an explanation of what this finding means.</p> <p>Thank you for your school's participation in the 2002-2003 pediatric asthma surveillance program. For questions or comments regarding this report, please contact the Massachusetts Department of Public Health, Center for Environmental Health at 617-624-5757.</p> <p><small>*Statewide prevalence was estimated from a sample of 760 schools in 102 school districts.</small></p>		




Student Asthma Surveillance Summary

School Year 2002 - 2003

Lawrence School District

1) Total number of K-8 students reported with asthma: 1,328		2) Total number of K-8 students enrolled (in participating schools): 9,350	
3) District-wide reported student asthma prevalence (in participating schools): 14.2 % (95% CI =13.5 - 14.9)	4) Estimated statewide reported student asthma prevalence*: 9.2%(95% CI = 9.1 - 9.3)	5) Range of reported asthma prevalence among participating districts: 2.7% - 16.2%	
<p>6) <i>About the numbers:</i></p> <p>The total number of students reported with asthma (item 1), students enrolled (item 2), and district-wide prevalence (item 3) represent only those schools within the district that completed the Massachusetts Department of Public Health Pediatric Asthma Surveillance Form for the 2002-2003 school year (<i>20 school(s) out of 26 eligible</i>).</p> <p>District-wide reported asthma prevalence (item 3) expresses the percentage of students enrolled in public, private, or charter schools located within your school district that were reported by the school nurse to have asthma. The estimated statewide asthma prevalence (item 4) and range of prevalence for all participating districts (item 5) have been provided for reference.</p> <p>Comparison of your district's 95% prevalence confidence interval with the statewide 95% prevalence confidence interval suggests that the reported asthma prevalence in your district is <i>statistically significantly higher than</i> the statewide reported asthma prevalence. Please see the accompanying Questions and Answers sheet for an explanation of what this finding means.</p> <p>Thank you for your school's participation in the 2002-2003 pediatric asthma surveillance program. For questions or comments regarding this report, please contact the Massachusetts Department of Public Health, Center for Environmental Health at 617-624-5757.</p> <p><small>*Statewide prevalence was estimated from a sample of 760 schools in 102 school districts.</small></p>			



Student Asthma Surveillance Summary

School Year 2002 - 2003

Leominster School District

<p>1) Total number of K-8 students reported with asthma: 292</p>	<p>2) Total number of K-8 students enrolled (in participating schools): 4,124</p>	
<p>3) District-wide reported student asthma prevalence (in participating schools): 7.1 % (95% CI = 6.3 - 7.9)</p>	<p>4) Estimated statewide reported student asthma prevalence*: 9.2%(95% CI = 9.1 - 9.3)</p>	<p>5) Range of reported asthma prevalence among participating districts: 2.7% - 16.2%</p>
<p>6) <i>About the numbers:</i></p> <p>The total number of students reported with asthma (item 1), students enrolled (item 2), and district-wide prevalence (item 3) represent only those schools within the district that completed the Massachusetts Department of Public Health Pediatric Asthma Surveillance Form for the 2002-2003 school year (<i>6 school(s) out of 7 eligible</i>).</p> <p>District-wide reported asthma prevalence (item 3) expresses the percentage of students enrolled in public, private, or charter schools located within your school district that were reported by the school nurse to have asthma. The estimated statewide asthma prevalence (item 4) and range of prevalence for all participating districts (item 5) have been provided for reference.</p> <p>Comparison of your district's 95% prevalence confidence interval with the statewide 95% prevalence confidence interval suggests that the reported asthma prevalence in your district is <i>statistically significantly lower than</i> the statewide reported asthma prevalence. Please see the accompanying Questions and Answers sheet for an explanation of what this finding means.</p> <p>Thank you for your school's participation in the 2002-2003 pediatric asthma surveillance program. For questions or comments regarding this report, please contact the Massachusetts Department of Public Health, Center for Environmental Health at 617-624-5757.</p> <p><small>*Statewide prevalence was estimated from a sample of 760 schools in 102 school districts.</small></p>		



Student Asthma Surveillance Summary

School Year 2002 - 2003

Lexington School District

1) Total number of K-8 students reported with asthma: 267		2) Total number of K-8 students enrolled (in participating schools): 3,714	
3) District-wide reported student asthma prevalence (in participating schools): 7.2 % (95% CI = 6.4 - 8.0)	4) Estimated statewide reported student asthma prevalence*: 9.2%(95% CI = 9.1 - 9.3)	5) Range of reported asthma prevalence among participating districts: 2.7% - 16.2%	
<p>6) <i>About the numbers:</i></p> <p>The total number of students reported with asthma (item 1), students enrolled (item 2), and district-wide prevalence (item 3) represent only those schools within the district that completed the Massachusetts Department of Public Health Pediatric Asthma Surveillance Form for the 2002-2003 school year (<i>7 school(s) out of 8 eligible</i>).</p> <p>District-wide reported asthma prevalence (item 3) expresses the percentage of students enrolled in public, private, or charter schools located within your school district that were reported by the school nurse to have asthma. The estimated statewide asthma prevalence (item 4) and range of prevalence for all participating districts (item 5) have been provided for reference.</p> <p>Comparison of your district's 95% prevalence confidence interval with the statewide 95% prevalence confidence interval suggests that the reported asthma prevalence in your district is <i>statistically significantly lower than</i> the statewide reported asthma prevalence. Please see the accompanying Questions and Answers sheet for an explanation of what this finding means.</p> <p>Thank you for your school's participation in the 2002-2003 pediatric asthma surveillance program. For questions or comments regarding this report, please contact the Massachusetts Department of Public Health, Center for Environmental Health at 617-624-5757.</p> <p><small>*Statewide prevalence was estimated from a sample of 760 schools in 102 school districts.</small></p>			



Student Asthma Surveillance Summary

School Year 2002 - 2003

Lowell School District

1) Total number of K-8 students reported with asthma: 1,151		2) Total number of K-8 students enrolled (in participating schools): 10,401	
3) District-wide reported student asthma prevalence (in participating schools): 11.1 % (95% CI =10.5 - 11.7)	4) Estimated statewide reported student asthma prevalence*: 9.2%(95% CI = 9.1 - 9.3)	5) Range of reported asthma prevalence among participating districts: 2.7% - 16.2%	
<p>6) <i>About the numbers:</i></p> <p>The total number of students reported with asthma (item 1), students enrolled (item 2), and district-wide prevalence (item 3) represent only those schools within the district that completed the Massachusetts Department of Public Health Pediatric Asthma Surveillance Form for the 2002-2003 school year (<i>25 school(s) out of 30 eligible</i>).</p> <p>District-wide reported asthma prevalence (item 3) expresses the percentage of students enrolled in public, private, or charter schools located within your school district that were reported by the school nurse to have asthma. The estimated statewide asthma prevalence (item 4) and range of prevalence for all participating districts (item 5) have been provided for reference.</p> <p>Comparison of your district's 95% prevalence confidence interval with the statewide 95% prevalence confidence interval suggests that the reported asthma prevalence in your district is <i>statistically significantly higher than</i> the statewide reported asthma prevalence. Please see the accompanying Questions and Answers sheet for an explanation of what this finding means.</p> <p>Thank you for your school's participation in the 2002-2003 pediatric asthma surveillance program. For questions or comments regarding this report, please contact the Massachusetts Department of Public Health, Center for Environmental Health at 617-624-5757.</p> <p><small>*Statewide prevalence was estimated from a sample of 760 schools in 102 school districts.</small></p>			



Student Asthma Surveillance Summary

School Year 2002 - 2003

Ludlow School District

<p>1) Total number of K-8 students reported with asthma: 199</p>	<p>2) Total number of K-8 students enrolled (in participating schools): 2,001</p>	
<p>3) District-wide reported student asthma prevalence (in participating schools):</p> <p>9.9 % (95% CI = 8.6 - 11.3)</p>	<p>4) Estimated statewide reported student asthma prevalence*:</p> <p>9.2%(95% CI = 9.1 - 9.3)</p>	<p>5) Range of reported asthma prevalence among participating districts:</p> <p>2.7% - 16.2%</p>
<p>6) <i>About the numbers:</i></p> <p>The total number of students reported with asthma (item 1), students enrolled (item 2), and district-wide prevalence (item 3) represent only those schools within the district that completed the Massachusetts Department of Public Health Pediatric Asthma Surveillance Form for the 2002-2003 school year (<i>4 school(s) out of 4 eligible</i>).</p> <p>District-wide reported asthma prevalence (item 3) expresses the percentage of students enrolled in public, private, or charter schools located within your school district that were reported by the school nurse to have asthma. The estimated statewide asthma prevalence (item 4) and range of prevalence for all participating districts (item 5) have been provided for reference.</p> <p>Comparison of your district's 95% prevalence confidence interval with the statewide 95% prevalence confidence interval suggests that the reported asthma prevalence in your district is <i>not statistically significantly different from</i> the statewide reported asthma prevalence. Please see the accompanying Questions and Answers sheet for an explanation of what this finding means.</p> <p>Thank you for your school's participation in the 2002-2003 pediatric asthma surveillance program. For questions or comments regarding this report, please contact the Massachusetts Department of Public Health, Center for Environmental Health at 617-624-5757.</p> <p><small>*Statewide prevalence was estimated from a sample of 760 schools in 102 school districts.</small></p>		



Student Asthma Surveillance Summary

School Year 2002 - 2003

Lynn School District

<p>1) Total number of K-8 students reported with asthma: 900</p>	<p>2) Total number of K-8 students enrolled (in participating schools): 9,065</p>	
<p>3) District-wide reported student asthma prevalence (in participating schools):</p> <p>9.9 % (95% CI = 9.3 - 10.5)</p>	<p>4) Estimated statewide reported student asthma prevalence*:</p> <p>9.2%(95% CI = 9.1 - 9.3)</p>	<p>5) Range of reported asthma prevalence among participating districts:</p> <p>2.7% - 16.2%</p>
<p>6) <i>About the numbers:</i></p> <p>The total number of students reported with asthma (item 1), students enrolled (item 2), and district-wide prevalence (item 3) represent only those schools within the district that completed the Massachusetts Department of Public Health Pediatric Asthma Surveillance Form for the 2002-2003 school year (<i>21 school(s) out of 25 eligible</i>).</p> <p>District-wide reported asthma prevalence (item 3) expresses the percentage of students enrolled in public, private, or charter schools located within your school district that were reported by the school nurse to have asthma. The estimated statewide asthma prevalence (item 4) and range of prevalence for all participating districts (item 5) have been provided for reference.</p> <p>Comparison of your district's 95% prevalence confidence interval with the statewide 95% prevalence confidence interval suggests that the reported asthma prevalence in your district is <i>not statistically significantly different from</i> the statewide reported asthma prevalence. Please see the accompanying Questions and Answers sheet for an explanation of what this finding means.</p> <p>Thank you for your school's participation in the 2002-2003 pediatric asthma surveillance program. For questions or comments regarding this report, please contact the Massachusetts Department of Public Health, Center for Environmental Health at 617-624-5757.</p> <p><small>*Statewide prevalence was estimated from a sample of 760 schools in 102 school districts.</small></p>		



Student Asthma Surveillance Summary
School Year 2002 - 2003
Malden School District

1) Total number of K-8 students reported with asthma: 344		2) Total number of K-8 students enrolled (in participating schools): 4,204	
3) District-wide reported student asthma prevalence (in participating schools): 8.2 % (95% CI = 7.4 - 9.0)	4) Estimated statewide reported student asthma prevalence*: 9.2%(95% CI = 9.1 - 9.3)	5) Range of reported asthma prevalence among participating districts: 2.7% - 16.2%	
<p>6) About the numbers:</p> <p>The total number of students reported with asthma (item 1), students enrolled (item 2), and district-wide prevalence (item 3) represent only those schools within the district that completed the Massachusetts Department of Public Health Pediatric Asthma Surveillance Form for the 2002-2003 school year (5 school(s) out of 6 eligible).</p> <p>District-wide reported asthma prevalence (item 3) expresses the percentage of students enrolled in public, private, or charter schools located within your school district that were reported by the school nurse to have asthma. The estimated statewide asthma prevalence (item 4) and range of prevalence for all participating districts (item 5) have been provided for reference.</p> <p>Comparison of your district's 95% prevalence confidence interval with the statewide 95% prevalence confidence interval suggests that the reported asthma prevalence in your district is <i>statistically significantly lower than</i> the statewide reported asthma prevalence. Please see the accompanying Questions and Answers sheet for an explanation of what this finding means.</p> <p>Thank you for your school's participation in the 2002-2003 pediatric asthma surveillance program. For questions or comments regarding this report, please contact the Massachusetts Department of Public Health, Center for Environmental Health at 617-624-5757.</p> <p><small>*Statewide prevalence was estimated from a sample of 760 schools in 102 school districts.</small></p>			



Student Asthma Surveillance Summary
School Year 2002 - 2003
Mansfield School District

1) Total number of K-8 students reported with asthma: 324		2) Total number of K-8 students enrolled (in participating schools): 3,485	
3) District-wide reported student asthma prevalence (in participating schools): 9.3 % (95% CI = 8.3 - 10.3)	4) Estimated statewide reported student asthma prevalence*: 9.2%(95% CI = 9.1 - 9.3)	5) Range of reported asthma prevalence among participating districts: 2.7% - 16.2%	
<p>6) About the numbers:</p> <p>The total number of students reported with asthma (item 1), students enrolled (item 2), and district-wide prevalence (item 3) represent only those schools within the district that completed the Massachusetts Department of Public Health Pediatric Asthma Surveillance Form for the 2002-2003 school year (<i>3 school(s) out of 3 eligible</i>).</p> <p>District-wide reported asthma prevalence (item 3) expresses the percentage of students enrolled in public, private, or charter schools located within your school district that were reported by the school nurse to have asthma. The estimated statewide asthma prevalence (item 4) and range of prevalence for all participating districts (item 5) have been provided for reference.</p> <p>Comparison of your district's 95% prevalence confidence interval with the statewide 95% prevalence confidence interval suggests that the reported asthma prevalence in your district is <i>not statistically significantly different from</i> the statewide reported asthma prevalence. Please see the accompanying Questions and Answers sheet for an explanation of what this finding means.</p> <p>Thank you for your school's participation in the 2002-2003 pediatric asthma surveillance program. For questions or comments regarding this report, please contact the Massachusetts Department of Public Health, Center for Environmental Health at 617-624-5757.</p> <p><small>*Statewide prevalence was estimated from a sample of 760 schools in 102 school districts.</small></p>			



Student Asthma Surveillance Summary

School Year 2002 - 2003

Marblehead School District

1) Total number of K-8 students reported with asthma: 37	2) Total number of K-8 students enrolled (in participating schools): 1,191	
3) District-wide reported student asthma prevalence (in participating schools): 3.1 % (95% CI = 2.1 - 4.1)	4) Estimated statewide reported student asthma prevalence*: 9.2%(95% CI = 9.1 - 9.3)	5) Range of reported asthma prevalence among participating districts: 2.7% - 16.2%
<p>6) <i>About the numbers:</i></p> <p>The total number of students reported with asthma (item 1), students enrolled (item 2), and district-wide prevalence (item 3) represent only those schools within the district that completed the Massachusetts Department of Public Health Pediatric Asthma Surveillance Form for the 2002-2003 school year (<i>5 school(s) out of 7 eligible</i>).</p> <p>District-wide reported asthma prevalence (item 3) expresses the percentage of students enrolled in public, private, or charter schools located within your school district that were reported by the school nurse to have asthma. The estimated statewide asthma prevalence (item 4) and range of prevalence for all participating districts (item 5) have been provided for reference.</p> <p>Comparison of your district's 95% prevalence confidence interval with the statewide 95% prevalence confidence interval suggests that the reported asthma prevalence in your district is <i>statistically significantly lower than</i> the statewide reported asthma prevalence. Please see the accompanying Questions and Answers sheet for an explanation of what this finding means.</p> <p>Thank you for your school's participation in the 2002-2003 pediatric asthma surveillance program. For questions or comments regarding this report, please contact the Massachusetts Department of Public Health, Center for Environmental Health at 617-624-5757.</p> <p><small>*Statewide prevalence was estimated from a sample of 760 schools in 102 school districts.</small></p>		



Student Asthma Surveillance Summary
School Year 2002 - 2003
Masconomet School District

1) Total number of K-8 students reported with asthma: 76		2) Total number of K-8 students enrolled (in participating schools): 693	
3) District-wide reported student asthma prevalence (in participating schools): 11.0 % (95% CI = 8.6 - 13.3)	4) Estimated statewide reported student asthma prevalence*: 9.2%(95% CI = 9.1 - 9.3)	5) Range of reported asthma prevalence among participating districts: 2.7% - 16.2%	
<p>6) About the numbers:</p> <p>The total number of students reported with asthma (item 1), students enrolled (item 2), and district-wide prevalence (item 3) represent only those schools within the district that completed the Massachusetts Department of Public Health Pediatric Asthma Surveillance Form for the 2002-2003 school year (<i>1 school(s) out of 1 eligible</i>).</p> <p>District-wide reported asthma prevalence (item 3) expresses the percentage of students enrolled in public, private, or charter schools located within your school district that were reported by the school nurse to have asthma. The estimated statewide asthma prevalence (item 4) and range of prevalence for all participating districts (item 5) have been provided for reference.</p> <p>Comparison of your district's 95% prevalence confidence interval with the statewide 95% prevalence confidence interval suggests that the reported asthma prevalence in your district is <i>not statistically significantly different from</i> the statewide reported asthma prevalence. Please see the accompanying Questions and Answers sheet for an explanation of what this finding means.</p> <p>Thank you for your school's participation in the 2002-2003 pediatric asthma surveillance program. For questions or comments regarding this report, please contact the Massachusetts Department of Public Health, Center for Environmental Health at 617-624-5757.</p> <p><small>*Statewide prevalence was estimated from a sample of 760 schools in 102 school districts.</small></p>			



Student Asthma Surveillance Summary

School Year 2002 - 2003

Mashpee School District

1) Total number of K-8 students reported with asthma: 23		2) Total number of K-8 students enrolled (in participating schools): 519	
3) District-wide reported student asthma prevalence (in participating schools): 4.4 % (95% CI = 2.7 - 6.2)	4) Estimated statewide reported student asthma prevalence*: 9.2%(95% CI = 9.1 - 9.3)	5) Range of reported asthma prevalence among participating districts: 2.7% - 16.2%	
<p>6) <i>About the numbers:</i></p> <p>The total number of students reported with asthma (item 1), students enrolled (item 2), and district-wide prevalence (item 3) represent only those schools within the district that completed the Massachusetts Department of Public Health Pediatric Asthma Surveillance Form for the 2002-2003 school year (<i>1 school(s) out of 3 eligible</i>).</p> <p>District-wide reported asthma prevalence (item 3) expresses the percentage of students enrolled in public, private, or charter schools located within your school district that were reported by the school nurse to have asthma. The estimated statewide asthma prevalence (item 4) and range of prevalence for all participating districts (item 5) have been provided for reference.</p> <p>Comparison of your district's 95% prevalence confidence interval with the statewide 95% prevalence confidence interval suggests that the reported asthma prevalence in your district is <i>statistically significantly lower than</i> the statewide reported asthma prevalence. Please see the accompanying Questions and Answers sheet for an explanation of what this finding means.</p> <p>Thank you for your school's participation in the 2002-2003 pediatric asthma surveillance program. For questions or comments regarding this report, please contact the Massachusetts Department of Public Health, Center for Environmental Health at 617-624-5757.</p> <p><small>*Statewide prevalence was estimated from a sample of 760 schools in 102 school districts.</small></p>			



Student Asthma Surveillance Summary

School Year 2002 - 2003

Medford School District

1) Total number of K-8 students reported with asthma: 289	2) Total number of K-8 students enrolled (in participating schools): 3,175	
3) District-wide reported student asthma prevalence (in participating schools): 9.1 % (95% CI = 8.1 - 10.1)	4) Estimated statewide reported student asthma prevalence*: 9.2%(95% CI = 9.1 - 9.3)	5) Range of reported asthma prevalence among participating districts: 2.7% - 16.2%
<p>6) <i>About the numbers:</i></p> <p>The total number of students reported with asthma (item 1), students enrolled (item 2), and district-wide prevalence (item 3) represent only those schools within the district that completed the Massachusetts Department of Public Health Pediatric Asthma Surveillance Form for the 2002-2003 school year (<i>10 school(s) out of 10 eligible</i>).</p> <p>District-wide reported asthma prevalence (item 3) expresses the percentage of students enrolled in public, private, or charter schools located within your school district that were reported by the school nurse to have asthma. The estimated statewide asthma prevalence (item 4) and range of prevalence for all participating districts (item 5) have been provided for reference.</p> <p>Comparison of your district's 95% prevalence confidence interval with the statewide 95% prevalence confidence interval suggests that the reported asthma prevalence in your district is <i>not statistically significantly different from</i> the statewide reported asthma prevalence. Please see the accompanying Questions and Answers sheet for an explanation of what this finding means.</p> <p>Thank you for your school's participation in the 2002-2003 pediatric asthma surveillance program. For questions or comments regarding this report, please contact the Massachusetts Department of Public Health, Center for Environmental Health at 617-624-5757.</p> <p><small>*Statewide prevalence was estimated from a sample of 760 schools in 102 school districts.</small></p>		



Student Asthma Surveillance Summary

School Year 2002 - 2003

Medway School District

<p>1) Total number of K-8 students reported with asthma: 179</p>	<p>2) Total number of K-8 students enrolled (in participating schools): 2,062</p>	
<p>3) District-wide reported student asthma prevalence (in participating schools):</p> <p>8.4 % (95% CI = 7.2 - 9.6)</p>	<p>4) Estimated statewide reported student asthma prevalence*:</p> <p>9.2%(95% CI = 9.1 - 9.3)</p>	<p>5) Range of reported asthma prevalence among participating districts:</p> <p>2.7% - 16.2%</p>
<p>6) <i>About the numbers:</i></p> <p>The total number of students reported with asthma (item 1), students enrolled (item 2), and district-wide prevalence (item 3) represent only those schools within the district that completed the Massachusetts Department of Public Health Pediatric Asthma Surveillance Form for the 2002-2003 school year (<i>4 school(s) out of 4 eligible</i>).</p> <p>District-wide reported asthma prevalence (item 3) expresses the percentage of students enrolled in public, private, or charter schools located within your school district that were reported by the school nurse to have asthma. The estimated statewide asthma prevalence (item 4) and range of prevalence for all participating districts (item 5) have been provided for reference.</p> <p>Comparison of your district's 95% prevalence confidence interval with the statewide 95% prevalence confidence interval suggests that the reported asthma prevalence in your district is <i>not statistically significantly different from</i> the statewide reported asthma prevalence. Please see the accompanying Questions and Answers sheet for an explanation of what this finding means.</p> <p>Thank you for your school's participation in the 2002-2003 pediatric asthma surveillance program. For questions or comments regarding this report, please contact the Massachusetts Department of Public Health, Center for Environmental Health at 617-624-5757.</p> <p><small>*Statewide prevalence was estimated from a sample of 760 schools in 102 school districts.</small></p>		



Student Asthma Surveillance Summary

School Year 2002 - 2003

Milford School District

1) Total number of K-8 students reported with asthma: 106	2) Total number of K-8 students enrolled (in participating schools): 931	
3) District-wide reported student asthma prevalence (in participating schools): 11.4 % (95% CI = 9.3 - 13.4)	4) Estimated statewide reported student asthma prevalence*: 9.2%(95% CI = 9.1 - 9.3)	5) Range of reported asthma prevalence among participating districts: 2.7% - 16.2%
<p>6) <i>About the numbers:</i></p> <p>The total number of students reported with asthma (item 1), students enrolled (item 2), and district-wide prevalence (item 3) represent only those schools within the district that completed the Massachusetts Department of Public Health Pediatric Asthma Surveillance Form for the 2002-2003 school year (<i>2 school(s) out of 5 eligible</i>).</p> <p>District-wide reported asthma prevalence (item 3) expresses the percentage of students enrolled in public, private, or charter schools located within your school district that were reported by the school nurse to have asthma. The estimated statewide asthma prevalence (item 4) and range of prevalence for all participating districts (item 5) have been provided for reference.</p> <p>Comparison of your district's 95% prevalence confidence interval with the statewide 95% prevalence confidence interval suggests that the reported asthma prevalence in your district is <i>statistically significantly higher than</i> the statewide reported asthma prevalence. Please see the accompanying Questions and Answers sheet for an explanation of what this finding means.</p> <p>Thank you for your school's participation in the 2002-2003 pediatric asthma surveillance program. For questions or comments regarding this report, please contact the Massachusetts Department of Public Health, Center for Environmental Health at 617-624-5757.</p> <p><small>*Statewide prevalence was estimated from a sample of 760 schools in 102 school districts.</small></p>		



Student Asthma Surveillance Summary
School Year 2002 - 2003
Mohawk Trail School District

1) Total number of K-8 students reported with asthma: 116		2) Total number of K-8 students enrolled (in participating schools): 1,008	
3) District-wide reported student asthma prevalence (in participating schools): 11.5 % (95% CI = 9.5 - 13.5)	4) Estimated statewide reported student asthma prevalence*: 9.2%(95% CI = 9.1 - 9.3)	5) Range of reported asthma prevalence among participating districts: 2.7% - 16.2%	
<p>6) About the numbers:</p> <p>The total number of students reported with asthma (item 1), students enrolled (item 2), and district-wide prevalence (item 3) represent only those schools within the district that completed the Massachusetts Department of Public Health Pediatric Asthma Surveillance Form for the 2002-2003 school year (5 school(s) out of 5 eligible).</p> <p>District-wide reported asthma prevalence (item 3) expresses the percentage of students enrolled in public, private, or charter schools located within your school district that were reported by the school nurse to have asthma. The estimated statewide asthma prevalence (item 4) and range of prevalence for all participating districts (item 5) have been provided for reference.</p> <p>Comparison of your district's 95% prevalence confidence interval with the statewide 95% prevalence confidence interval suggests that the reported asthma prevalence in your district is <i>statistically significantly higher than</i> the statewide reported asthma prevalence. Please see the accompanying Questions and Answers sheet for an explanation of what this finding means.</p> <p>Thank you for your school's participation in the 2002-2003 pediatric asthma surveillance program. For questions or comments regarding this report, please contact the Massachusetts Department of Public Health, Center for Environmental Health at 617-624-5757.</p> <p><small>*Statewide prevalence was estimated from a sample of 760 schools in 102 school districts.</small></p>			



Student Asthma Surveillance Summary

School Year 2002 - 2003

Nashoba School District

<p>1) Total number of K-8 students reported with asthma: 217</p>	<p>2) Total number of K-8 students enrolled (in participating schools): 2,152</p>	
<p>3) District-wide reported student asthma prevalence (in participating schools): 10.1 % (95% CI = 8.8 - 11.4)</p>	<p>4) Estimated statewide reported student asthma prevalence*: 9.2%(95% CI = 9.1 - 9.3)</p>	<p>5) Range of reported asthma prevalence among participating districts: 2.7% - 16.2%</p>
<p>6) <i>About the numbers:</i></p> <p>The total number of students reported with asthma (item 1), students enrolled (item 2), and district-wide prevalence (item 3) represent only those schools within the district that completed the Massachusetts Department of Public Health Pediatric Asthma Surveillance Form for the 2002-2003 school year (<i>6 school(s) out of 6 eligible</i>).</p> <p>District-wide reported asthma prevalence (item 3) expresses the percentage of students enrolled in public, private, or charter schools located within your school district that were reported by the school nurse to have asthma. The estimated statewide asthma prevalence (item 4) and range of prevalence for all participating districts (item 5) have been provided for reference.</p> <p>Comparison of your district's 95% prevalence confidence interval with the statewide 95% prevalence confidence interval suggests that the reported asthma prevalence in your district is <i>not statistically significantly different from</i> the statewide reported asthma prevalence. Please see the accompanying Questions and Answers sheet for an explanation of what this finding means.</p> <p>Thank you for your school's participation in the 2002-2003 pediatric asthma surveillance program. For questions or comments regarding this report, please contact the Massachusetts Department of Public Health, Center for Environmental Health at 617-624-5757.</p> <p><small>*Statewide prevalence was estimated from a sample of 760 schools in 102 school districts.</small></p>		



Student Asthma Surveillance Summary

School Year 2002 - 2003

Natick School District

1) Total number of K-8 students reported with asthma: 375	2) Total number of K-8 students enrolled (in participating schools): 2,578	
3) District-wide reported student asthma prevalence (in participating schools): 14.5 % (95% CI =13.1 - 15.9)	4) Estimated statewide reported student asthma prevalence*: 9.2%(95% CI = 9.1 - 9.3)	5) Range of reported asthma prevalence among participating districts: 2.7% - 16.2%
<p>6) <i>About the numbers:</i></p> <p>The total number of students reported with asthma (item 1), students enrolled (item 2), and district-wide prevalence (item 3) represent only those schools within the district that completed the Massachusetts Department of Public Health Pediatric Asthma Surveillance Form for the 2002-2003 school year (<i>5 school(s) out of 7 eligible</i>).</p> <p>District-wide reported asthma prevalence (item 3) expresses the percentage of students enrolled in public, private, or charter schools located within your school district that were reported by the school nurse to have asthma. The estimated statewide asthma prevalence (item 4) and range of prevalence for all participating districts (item 5) have been provided for reference.</p> <p>Comparison of your district's 95% prevalence confidence interval with the statewide 95% prevalence confidence interval suggests that the reported asthma prevalence in your district is <i>statistically significantly higher than</i> the statewide reported asthma prevalence. Please see the accompanying Questions and Answers sheet for an explanation of what this finding means.</p> <p>Thank you for your school's participation in the 2002-2003 pediatric asthma surveillance program. For questions or comments regarding this report, please contact the Massachusetts Department of Public Health, Center for Environmental Health at 617-624-5757.</p> <p><small>*Statewide prevalence was estimated from a sample of 760 schools in 102 school districts.</small></p>		



Student Asthma Surveillance Summary

School Year 2002 - 2003

Newburyport School District

<p>1) Total number of K-8 students reported with asthma: 134</p>	<p>2) Total number of K-8 students enrolled (in participating schools): 1,586</p>	
<p>3) District-wide reported student asthma prevalence (in participating schools): 8.4 % (95% CI = 7.1 - 9.8)</p>	<p>4) Estimated statewide reported student asthma prevalence*: 9.2%(95% CI = 9.1 - 9.3)</p>	<p>5) Range of reported asthma prevalence among participating districts: 2.7% - 16.2%</p>
<p>6) <i>About the numbers:</i></p> <p>The total number of students reported with asthma (item 1), students enrolled (item 2), and district-wide prevalence (item 3) represent only those schools within the district that completed the Massachusetts Department of Public Health Pediatric Asthma Surveillance Form for the 2002-2003 school year (<i>4 school(s) out of 5 eligible</i>).</p> <p>District-wide reported asthma prevalence (item 3) expresses the percentage of students enrolled in public, private, or charter schools located within your school district that were reported by the school nurse to have asthma. The estimated statewide asthma prevalence (item 4) and range of prevalence for all participating districts (item 5) have been provided for reference.</p> <p>Comparison of your district's 95% prevalence confidence interval with the statewide 95% prevalence confidence interval suggests that the reported asthma prevalence in your district is <i>not statistically significantly different from</i> the statewide reported asthma prevalence. Please see the accompanying Questions and Answers sheet for an explanation of what this finding means.</p> <p>Thank you for your school's participation in the 2002-2003 pediatric asthma surveillance program. For questions or comments regarding this report, please contact the Massachusetts Department of Public Health, Center for Environmental Health at 617-624-5757.</p> <p><small>*Statewide prevalence was estimated from a sample of 760 schools in 102 school districts.</small></p>		



Student Asthma Surveillance Summary
School Year 2002 - 2003
North Andover School District

1) Total number of K-8 students reported with asthma: 211		2) Total number of K-8 students enrolled (in participating schools): 2,317	
3) District-wide reported student asthma prevalence (in participating schools): 9.1 % (95% CI = 7.9 - 10.3)	4) Estimated statewide reported student asthma prevalence*: 9.2%(95% CI = 9.1 - 9.3)	5) Range of reported asthma prevalence among participating districts: 2.7% - 16.2%	
<p>6) <i>About the numbers:</i></p> <p>The total number of students reported with asthma (item 1), students enrolled (item 2), and district-wide prevalence (item 3) represent only those schools within the district that completed the Massachusetts Department of Public Health Pediatric Asthma Surveillance Form for the 2002-2003 school year (<i>4 school(s) out of 7 eligible</i>).</p> <p>District-wide reported asthma prevalence (item 3) expresses the percentage of students enrolled in public, private, or charter schools located within your school district that were reported by the school nurse to have asthma. The estimated statewide asthma prevalence (item 4) and range of prevalence for all participating districts (item 5) have been provided for reference.</p> <p>Comparison of your district's 95% prevalence confidence interval with the statewide 95% prevalence confidence interval suggests that the reported asthma prevalence in your district is <i>not statistically significantly different from</i> the statewide reported asthma prevalence. Please see the accompanying Questions and Answers sheet for an explanation of what this finding means.</p> <p>Thank you for your school's participation in the 2002-2003 pediatric asthma surveillance program. For questions or comments regarding this report, please contact the Massachusetts Department of Public Health, Center for Environmental Health at 617-624-5757.</p> <p><small>*Statewide prevalence was estimated from a sample of 760 schools in 102 school districts.</small></p>			



Student Asthma Surveillance Summary
School Year 2002 - 2003
North Attleborough School District

1) Total number of K-8 students reported with asthma: 371		2) Total number of K-8 students enrolled (in participating schools): 3,418	
3) District-wide reported student asthma prevalence (in participating schools): 10.9 % (95% CI = 9.8 - 11.9)	4) Estimated statewide reported student asthma prevalence*: 9.2%(95% CI = 9.1 - 9.3)	5) Range of reported asthma prevalence among participating districts: 2.7% - 16.2%	
<p>6) About the numbers:</p> <p>The total number of students reported with asthma (item 1), students enrolled (item 2), and district-wide prevalence (item 3) represent only those schools within the district that completed the Massachusetts Department of Public Health Pediatric Asthma Surveillance Form for the 2002-2003 school year (7 school(s) out of 7 eligible).</p> <p>District-wide reported asthma prevalence (item 3) expresses the percentage of students enrolled in public, private, or charter schools located within your school district that were reported by the school nurse to have asthma. The estimated statewide asthma prevalence (item 4) and range of prevalence for all participating districts (item 5) have been provided for reference.</p> <p>Comparison of your district's 95% prevalence confidence interval with the statewide 95% prevalence confidence interval suggests that the reported asthma prevalence in your district is <i>statistically significantly higher than</i> the statewide reported asthma prevalence. Please see the accompanying Questions and Answers sheet for an explanation of what this finding means.</p> <p>Thank you for your school's participation in the 2002-2003 pediatric asthma surveillance program. For questions or comments regarding this report, please contact the Massachusetts Department of Public Health, Center for Environmental Health at 617-624-5757.</p> <p><small>*Statewide prevalence was estimated from a sample of 760 schools in 102 school districts.</small></p>			



Student Asthma Surveillance Summary

School Year 2002 - 2003

North Berkshire School Union School District

<p>1) Total number of K-8 students reported with asthma: 47</p>	<p>2) Total number of K-8 students enrolled (in participating schools): 349</p>	
<p>3) District-wide reported student asthma prevalence (in participating schools): 13.2 % (95% CI = 9.6 - 16.7)</p>	<p>4) Estimated statewide reported student asthma prevalence*: 9.2%(95% CI = 9.1 - 9.3)</p>	<p>5) Range of reported asthma prevalence among participating districts: 2.7% - 16.2%</p>
<p>6) <i>About the numbers:</i></p> <p>The total number of students reported with asthma (item 1), students enrolled (item 2), and district-wide prevalence (item 3) represent only those schools within the district that completed the Massachusetts Department of Public Health Pediatric Asthma Surveillance Form for the 2002-2003 school year (<i>3 school(s) out of 3 eligible</i>).</p> <p>District-wide reported asthma prevalence (item 3) expresses the percentage of students enrolled in public, private, or charter schools located within your school district that were reported by the school nurse to have asthma. The estimated statewide asthma prevalence (item 4) and range of prevalence for all participating districts (item 5) have been provided for reference.</p> <p>Comparison of your district's 95% prevalence confidence interval with the statewide 95% prevalence confidence interval suggests that the reported asthma prevalence in your district is <i>statistically significantly higher than</i> the statewide reported asthma prevalence. Please see the accompanying Questions and Answers sheet for an explanation of what this finding means.</p> <p>Thank you for your school's participation in the 2002-2003 pediatric asthma surveillance program. For questions or comments regarding this report, please contact the Massachusetts Department of Public Health, Center for Environmental Health at 617-624-5757.</p> <p><small>*Statewide prevalence was estimated from a sample of 760 schools in 102 school districts.</small></p>		



Student Asthma Surveillance Summary

School Year 2002 - 2003

Northampton School District

1) Total number of K-8 students reported with asthma: 77	2) Total number of K-8 students enrolled (in participating schools): 948	
3) District-wide reported student asthma prevalence (in participating schools): 8.1 % (95% CI = 6.4 - 9.9)	4) Estimated statewide reported student asthma prevalence*: 9.2%(95% CI = 9.1 - 9.3)	5) Range of reported asthma prevalence among participating districts: 2.7% - 16.2%
<p>6) <i>About the numbers:</i></p> <p>The total number of students reported with asthma (item 1), students enrolled (item 2), and district-wide prevalence (item 3) represent only those schools within the district that completed the Massachusetts Department of Public Health Pediatric Asthma Surveillance Form for the 2002-2003 school year (<i>3 school(s) out of 5 eligible</i>).</p> <p>District-wide reported asthma prevalence (item 3) expresses the percentage of students enrolled in public, private, or charter schools located within your school district that were reported by the school nurse to have asthma. The estimated statewide asthma prevalence (item 4) and range of prevalence for all participating districts (item 5) have been provided for reference.</p> <p>Comparison of your district's 95% prevalence confidence interval with the statewide 95% prevalence confidence interval suggests that the reported asthma prevalence in your district is <i>not statistically significantly different from</i> the statewide reported asthma prevalence. Please see the accompanying Questions and Answers sheet for an explanation of what this finding means.</p> <p>Thank you for your school's participation in the 2002-2003 pediatric asthma surveillance program. For questions or comments regarding this report, please contact the Massachusetts Department of Public Health, Center for Environmental Health at 617-624-5757.</p> <p><small>*Statewide prevalence was estimated from a sample of 760 schools in 102 school districts.</small></p>		



Student Asthma Surveillance Summary
School Year 2002 - 2003
Northborough School District

1) Total number of K-8 students reported with asthma: 164		2) Total number of K-8 students enrolled (in participating schools): 1,959	
3) District-wide reported student asthma prevalence (in participating schools): 8.4 % (95% CI = 7.1 - 9.6)	4) Estimated statewide reported student asthma prevalence*: 9.2%(95% CI = 9.1 - 9.3)	5) Range of reported asthma prevalence among participating districts: 2.7% - 16.2%	
<p>6) <i>About the numbers:</i></p> <p>The total number of students reported with asthma (item 1), students enrolled (item 2), and district-wide prevalence (item 3) represent only those schools within the district that completed the Massachusetts Department of Public Health Pediatric Asthma Surveillance Form for the 2002-2003 school year (<i>5 school(s) out of 5 eligible</i>).</p> <p>District-wide reported asthma prevalence (item 3) expresses the percentage of students enrolled in public, private, or charter schools located within your school district that were reported by the school nurse to have asthma. The estimated statewide asthma prevalence (item 4) and range of prevalence for all participating districts (item 5) have been provided for reference.</p> <p>Comparison of your district's 95% prevalence confidence interval with the statewide 95% prevalence confidence interval suggests that the reported asthma prevalence in your district is <i>not statistically significantly different from</i> the statewide reported asthma prevalence. Please see the accompanying Questions and Answers sheet for an explanation of what this finding means.</p> <p>Thank you for your school's participation in the 2002-2003 pediatric asthma surveillance program. For questions or comments regarding this report, please contact the Massachusetts Department of Public Health, Center for Environmental Health at 617-624-5757.</p> <p><small>*Statewide prevalence was estimated from a sample of 760 schools in 102 school districts.</small></p>			



Student Asthma Surveillance Summary

School Year 2002 - 2003

Northbridge School District

1) Total number of K-8 students reported with asthma: 166	2) Total number of K-8 students enrolled (in participating schools): 1,780	
3) District-wide reported student asthma prevalence (in participating schools): 9.3 % (95% CI = 8.0 - 10.7)	4) Estimated statewide reported student asthma prevalence*: 9.2%(95% CI = 9.1 - 9.3)	5) Range of reported asthma prevalence among participating districts: 2.7% - 16.2%
<p>6) <i>About the numbers:</i></p> <p>The total number of students reported with asthma (item 1), students enrolled (item 2), and district-wide prevalence (item 3) represent only those schools within the district that completed the Massachusetts Department of Public Health Pediatric Asthma Surveillance Form for the 2002-2003 school year (<i>3 school(s) out of 3 eligible</i>).</p> <p>District-wide reported asthma prevalence (item 3) expresses the percentage of students enrolled in public, private, or charter schools located within your school district that were reported by the school nurse to have asthma. The estimated statewide asthma prevalence (item 4) and range of prevalence for all participating districts (item 5) have been provided for reference.</p> <p>Comparison of your district's 95% prevalence confidence interval with the statewide 95% prevalence confidence interval suggests that the reported asthma prevalence in your district is <i>not statistically significantly different from</i> the statewide reported asthma prevalence. Please see the accompanying Questions and Answers sheet for an explanation of what this finding means.</p> <p>Thank you for your school's participation in the 2002-2003 pediatric asthma surveillance program. For questions or comments regarding this report, please contact the Massachusetts Department of Public Health, Center for Environmental Health at 617-624-5757.</p> <p><small>*Statewide prevalence was estimated from a sample of 760 schools in 102 school districts.</small></p>		



Student Asthma Surveillance Summary

School Year 2002 - 2003

Norwood School District

<p>1) Total number of K-8 students reported with asthma: 206</p>	<p>2) Total number of K-8 students enrolled (in participating schools): 2,536</p>	
<p>3) District-wide reported student asthma prevalence (in participating schools):</p> <p>8.1 % (95% CI = 7.1 - 9.2)</p>	<p>4) Estimated statewide reported student asthma prevalence*:</p> <p>9.2%(95% CI = 9.1 - 9.3)</p>	<p>5) Range of reported asthma prevalence among participating districts:</p> <p>2.7% - 16.2%</p>
<p>6) <i>About the numbers:</i></p> <p>The total number of students reported with asthma (item 1), students enrolled (item 2), and district-wide prevalence (item 3) represent only those schools within the district that completed the Massachusetts Department of Public Health Pediatric Asthma Surveillance Form for the 2002-2003 school year (<i>6 school(s) out of 6 eligible</i>).</p> <p>District-wide reported asthma prevalence (item 3) expresses the percentage of students enrolled in public, private, or charter schools located within your school district that were reported by the school nurse to have asthma. The estimated statewide asthma prevalence (item 4) and range of prevalence for all participating districts (item 5) have been provided for reference.</p> <p>Comparison of your district's 95% prevalence confidence interval with the statewide 95% prevalence confidence interval suggests that the reported asthma prevalence in your district is <i>statistically significantly lower than</i> the statewide reported asthma prevalence. Please see the accompanying Questions and Answers sheet for an explanation of what this finding means.</p> <p>Thank you for your school's participation in the 2002-2003 pediatric asthma surveillance program. For questions or comments regarding this report, please contact the Massachusetts Department of Public Health, Center for Environmental Health at 617-624-5757.</p> <p><small>*Statewide prevalence was estimated from a sample of 760 schools in 102 school districts.</small></p>		



Student Asthma Surveillance Summary

School Year 2002 - 2003

Palmer School District

1) Total number of K-8 students reported with asthma: 200	2) Total number of K-8 students enrolled (in participating schools): 1,517	
3) District-wide reported student asthma prevalence (in participating schools): 13.2 % (95% CI =11.5 - 14.9)	4) Estimated statewide reported student asthma prevalence*: 9.2%(95% CI = 9.1 - 9.3)	5) Range of reported asthma prevalence among participating districts: 2.7% - 16.2%
<p>6) <i>About the numbers:</i></p> <p>The total number of students reported with asthma (item 1), students enrolled (item 2), and district-wide prevalence (item 3) represent only those schools within the district that completed the Massachusetts Department of Public Health Pediatric Asthma Surveillance Form for the 2002-2003 school year (<i>3 school(s) out of 3 eligible</i>).</p> <p>District-wide reported asthma prevalence (item 3) expresses the percentage of students enrolled in public, private, or charter schools located within your school district that were reported by the school nurse to have asthma. The estimated statewide asthma prevalence (item 4) and range of prevalence for all participating districts (item 5) have been provided for reference.</p> <p>Comparison of your district's 95% prevalence confidence interval with the statewide 95% prevalence confidence interval suggests that the reported asthma prevalence in your district is <i>statistically significantly higher than</i> the statewide reported asthma prevalence. Please see the accompanying Questions and Answers sheet for an explanation of what this finding means.</p> <p>Thank you for your school's participation in the 2002-2003 pediatric asthma surveillance program. For questions or comments regarding this report, please contact the Massachusetts Department of Public Health, Center for Environmental Health at 617-624-5757.</p> <p><small>*Statewide prevalence was estimated from a sample of 760 schools in 102 school districts.</small></p>		



Student Asthma Surveillance Summary
School Year 2002 - 2003
Pelham School District

1) Total number of K-8 students reported with asthma: 18		2) Total number of K-8 students enrolled (in participating schools): 111	
3) District-wide reported student asthma prevalence (in participating schools): 16.2 % (95% CI = 9.4 - 23.1)	4) Estimated statewide reported student asthma prevalence*: 9.2%(95% CI = 9.1 - 9.3)	5) Range of reported asthma prevalence among participating districts: 2.7% - 16.2%	
<p>6) About the numbers:</p> <p>The total number of students reported with asthma (item 1), students enrolled (item 2), and district-wide prevalence (item 3) represent only those schools within the district that completed the Massachusetts Department of Public Health Pediatric Asthma Surveillance Form for the 2002-2003 school year (<i>1 school(s) out of 1 eligible</i>).</p> <p>District-wide reported asthma prevalence (item 3) expresses the percentage of students enrolled in public, private, or charter schools located within your school district that were reported by the school nurse to have asthma. The estimated statewide asthma prevalence (item 4) and range of prevalence for all participating districts (item 5) have been provided for reference.</p> <p>Comparison of your district's 95% prevalence confidence interval with the statewide 95% prevalence confidence interval suggests that the reported asthma prevalence in your district is <i>statistically significantly higher than</i> the statewide reported asthma prevalence. Please see the accompanying Questions and Answers sheet for an explanation of what this finding means.</p> <p>Thank you for your school's participation in the 2002-2003 pediatric asthma surveillance program. For questions or comments regarding this report, please contact the Massachusetts Department of Public Health, Center for Environmental Health at 617-624-5757.</p> <p><small>*Statewide prevalence was estimated from a sample of 760 schools in 102 school districts.</small></p>			



Student Asthma Surveillance Summary
School Year 2002 - 2003
Pioneer Valley School District

1) Total number of K-8 students reported with asthma: 32		2) Total number of K-8 students enrolled (in participating schools): 273	
3) District-wide reported student asthma prevalence (in participating schools): 12.1 % (95% CI = 8.2 - 16.0)	4) Estimated statewide reported student asthma prevalence*: 9.2%(95% CI = 9.1 - 9.3)	5) Range of reported asthma prevalence among participating districts: 2.7% - 16.2%	
<p>6) About the numbers:</p> <p>The total number of students reported with asthma (item 1), students enrolled (item 2), and district-wide prevalence (item 3) represent only those schools within the district that completed the Massachusetts Department of Public Health Pediatric Asthma Surveillance Form for the 2002-2003 school year (2 school(s) out of 5 eligible).</p> <p>District-wide reported asthma prevalence (item 3) expresses the percentage of students enrolled in public, private, or charter schools located within your school district that were reported by the school nurse to have asthma. The estimated statewide asthma prevalence (item 4) and range of prevalence for all participating districts (item 5) have been provided for reference.</p> <p>Comparison of your district's 95% prevalence confidence interval with the statewide 95% prevalence confidence interval suggests that the reported asthma prevalence in your district is <i>not statistically significantly different from</i> the statewide reported asthma prevalence. Please see the accompanying Questions and Answers sheet for an explanation of what this finding means.</p> <p>Thank you for your school's participation in the 2002-2003 pediatric asthma surveillance program. For questions or comments regarding this report, please contact the Massachusetts Department of Public Health, Center for Environmental Health at 617-624-5757.</p> <p><small>*Statewide prevalence was estimated from a sample of 760 schools in 102 school districts.</small></p>			



Student Asthma Surveillance Summary

School Year 2002 - 2003

Pittsfield School District

<p>1) Total number of K-8 students reported with asthma: 437</p>	<p>2) Total number of K-8 students enrolled (in participating schools): 4,618</p>	
<p>3) District-wide reported student asthma prevalence (in participating schools):</p> <p>9.5 % (95% CI = 8.6 - 10.3)</p>	<p>4) Estimated statewide reported student asthma prevalence*:</p> <p>9.2%(95% CI = 9.1 - 9.3)</p>	<p>5) Range of reported asthma prevalence among participating districts:</p> <p>2.7% - 16.2%</p>
<p>6) <i>About the numbers:</i></p> <p>The total number of students reported with asthma (item 1), students enrolled (item 2), and district-wide prevalence (item 3) represent only those schools within the district that completed the Massachusetts Department of Public Health Pediatric Asthma Surveillance Form for the 2002-2003 school year (<i>13 school(s) out of 14 eligible</i>).</p> <p>District-wide reported asthma prevalence (item 3) expresses the percentage of students enrolled in public, private, or charter schools located within your school district that were reported by the school nurse to have asthma. The estimated statewide asthma prevalence (item 4) and range of prevalence for all participating districts (item 5) have been provided for reference.</p> <p>Comparison of your district's 95% prevalence confidence interval with the statewide 95% prevalence confidence interval suggests that the reported asthma prevalence in your district is <i>not statistically significantly different from</i> the statewide reported asthma prevalence. Please see the accompanying Questions and Answers sheet for an explanation of what this finding means.</p> <p>Thank you for your school's participation in the 2002-2003 pediatric asthma surveillance program. For questions or comments regarding this report, please contact the Massachusetts Department of Public Health, Center for Environmental Health at 617-624-5757.</p> <p><small>*Statewide prevalence was estimated from a sample of 760 schools in 102 school districts.</small></p>		



Student Asthma Surveillance Summary

School Year 2002 - 2003

Plymouth School District

1) Total number of K-8 students reported with asthma: 422		2) Total number of K-8 students enrolled (in participating schools): 5,773	
3) District-wide reported student asthma prevalence (in participating schools): 7.3 % (95% CI = 6.6 - 8.0)	4) Estimated statewide reported student asthma prevalence*: 9.2%(95% CI = 9.1 - 9.3)	5) Range of reported asthma prevalence among participating districts: 2.7% - 16.2%	
<p>6) <i>About the numbers:</i></p> <p>The total number of students reported with asthma (item 1), students enrolled (item 2), and district-wide prevalence (item 3) represent only those schools within the district that completed the Massachusetts Department of Public Health Pediatric Asthma Surveillance Form for the 2002-2003 school year (<i>10 school(s) out of 11 eligible</i>).</p> <p>District-wide reported asthma prevalence (item 3) expresses the percentage of students enrolled in public, private, or charter schools located within your school district that were reported by the school nurse to have asthma. The estimated statewide asthma prevalence (item 4) and range of prevalence for all participating districts (item 5) have been provided for reference.</p> <p>Comparison of your district's 95% prevalence confidence interval with the statewide 95% prevalence confidence interval suggests that the reported asthma prevalence in your district is <i>statistically significantly lower than</i> the statewide reported asthma prevalence. Please see the accompanying Questions and Answers sheet for an explanation of what this finding means.</p> <p>Thank you for your school's participation in the 2002-2003 pediatric asthma surveillance program. For questions or comments regarding this report, please contact the Massachusetts Department of Public Health, Center for Environmental Health at 617-624-5757.</p> <p><small>*Statewide prevalence was estimated from a sample of 760 schools in 102 school districts.</small></p>			



Student Asthma Surveillance Summary

School Year 2002 - 2003

Quincy School District

1) Total number of K-8 students reported with asthma: 14	2) Total number of K-8 students enrolled (in participating schools): 345	
3) District-wide reported student asthma prevalence (in participating schools): 4.1 % (95% CI = 2.0 - 6.1)	4) Estimated statewide reported student asthma prevalence*: 9.2%(95% CI = 9.1 - 9.3)	5) Range of reported asthma prevalence among participating districts: 2.7% - 16.2%
<p>6) <i>About the numbers:</i></p> <p>The total number of students reported with asthma (item 1), students enrolled (item 2), and district-wide prevalence (item 3) represent only those schools within the district that completed the Massachusetts Department of Public Health Pediatric Asthma Surveillance Form for the 2002-2003 school year (<i>1 school(s) out of 16 eligible</i>).</p> <p>District-wide reported asthma prevalence (item 3) expresses the percentage of students enrolled in public, private, or charter schools located within your school district that were reported by the school nurse to have asthma. The estimated statewide asthma prevalence (item 4) and range of prevalence for all participating districts (item 5) have been provided for reference.</p> <p>Comparison of your district's 95% prevalence confidence interval with the statewide 95% prevalence confidence interval suggests that the reported asthma prevalence in your district is <i>statistically significantly lower than</i> the statewide reported asthma prevalence. Please see the accompanying Questions and Answers sheet for an explanation of what this finding means.</p> <p>Thank you for your school's participation in the 2002-2003 pediatric asthma surveillance program. For questions or comments regarding this report, please contact the Massachusetts Department of Public Health, Center for Environmental Health at 617-624-5757.</p> <p><small>*Statewide prevalence was estimated from a sample of 760 schools in 102 school districts.</small></p>		



Student Asthma Surveillance Summary

School Year 2002 - 2003

Randolph School District

1) Total number of K-8 students reported with asthma: 103		2) Total number of K-8 students enrolled (in participating schools): 894	
3) District-wide reported student asthma prevalence (in participating schools): 11.5 % (95% CI = 9.4 - 13.6)	4) Estimated statewide reported student asthma prevalence*: 9.2%(95% CI = 9.1 - 9.3)	5) Range of reported asthma prevalence among participating districts: 2.7% - 16.2%	
<p>6) <i>About the numbers:</i></p> <p>The total number of students reported with asthma (item 1), students enrolled (item 2), and district-wide prevalence (item 3) represent only those schools within the district that completed the Massachusetts Department of Public Health Pediatric Asthma Surveillance Form for the 2002-2003 school year (<i>3 school(s) out of 7 eligible</i>).</p> <p>District-wide reported asthma prevalence (item 3) expresses the percentage of students enrolled in public, private, or charter schools located within your school district that were reported by the school nurse to have asthma. The estimated statewide asthma prevalence (item 4) and range of prevalence for all participating districts (item 5) have been provided for reference.</p> <p>Comparison of your district's 95% prevalence confidence interval with the statewide 95% prevalence confidence interval suggests that the reported asthma prevalence in your district is <i>statistically significantly higher than</i> the statewide reported asthma prevalence. Please see the accompanying Questions and Answers sheet for an explanation of what this finding means.</p> <p>Thank you for your school's participation in the 2002-2003 pediatric asthma surveillance program. For questions or comments regarding this report, please contact the Massachusetts Department of Public Health, Center for Environmental Health at 617-624-5757.</p> <p><small>*Statewide prevalence was estimated from a sample of 760 schools in 102 school districts.</small></p>			



Student Asthma Surveillance Summary

School Year 2002 - 2003

Richmond School District

<p>1) Total number of K-8 students reported with asthma: 13</p>	<p>2) Total number of K-8 students enrolled (in participating schools): 190</p>	
<p>3) District-wide reported student asthma prevalence (in participating schools):</p> <p>6.8 % (95% CI = 3.3 - 10.4)</p>	<p>4) Estimated statewide reported student asthma prevalence*:</p> <p>9.2%(95% CI = 9.1 - 9.3)</p>	<p>5) Range of reported asthma prevalence among participating districts:</p> <p>2.7% - 16.2%</p>
<p>6) <i>About the numbers:</i></p> <p>The total number of students reported with asthma (item 1), students enrolled (item 2), and district-wide prevalence (item 3) represent only those schools within the district that completed the Massachusetts Department of Public Health Pediatric Asthma Surveillance Form for the 2002-2003 school year (<i>1 school(s) out of 1 eligible</i>).</p> <p>District-wide reported asthma prevalence (item 3) expresses the percentage of students enrolled in public, private, or charter schools located within your school district that were reported by the school nurse to have asthma. The estimated statewide asthma prevalence (item 4) and range of prevalence for all participating districts (item 5) have been provided for reference.</p> <p>Comparison of your district's 95% prevalence confidence interval with the statewide 95% prevalence confidence interval suggests that the reported asthma prevalence in your district is <i>not statistically significantly different from</i> the statewide reported asthma prevalence. Please see the accompanying Questions and Answers sheet for an explanation of what this finding means.</p> <p>Thank you for your school's participation in the 2002-2003 pediatric asthma surveillance program. For questions or comments regarding this report, please contact the Massachusetts Department of Public Health, Center for Environmental Health at 617-624-5757.</p> <p><small>*Statewide prevalence was estimated from a sample of 760 schools in 102 school districts.</small></p>		



Student Asthma Surveillance Summary

School Year 2002 - 2003

Rockland School District

1) Total number of K-8 students reported with asthma: 189	2) Total number of K-8 students enrolled (in participating schools): 1,944	
3) District-wide reported student asthma prevalence (in participating schools): 9.7 % (95% CI = 8.4 - 11.0)	4) Estimated statewide reported student asthma prevalence*: 9.2%(95% CI = 9.1 - 9.3)	5) Range of reported asthma prevalence among participating districts: 2.7% - 16.2%
<p>6) <i>About the numbers:</i></p> <p>The total number of students reported with asthma (item 1), students enrolled (item 2), and district-wide prevalence (item 3) represent only those schools within the district that completed the Massachusetts Department of Public Health Pediatric Asthma Surveillance Form for the 2002-2003 school year (<i>5 school(s) out of 5 eligible</i>).</p> <p>District-wide reported asthma prevalence (item 3) expresses the percentage of students enrolled in public, private, or charter schools located within your school district that were reported by the school nurse to have asthma. The estimated statewide asthma prevalence (item 4) and range of prevalence for all participating districts (item 5) have been provided for reference.</p> <p>Comparison of your district's 95% prevalence confidence interval with the statewide 95% prevalence confidence interval suggests that the reported asthma prevalence in your district is <i>not statistically significantly different from</i> the statewide reported asthma prevalence. Please see the accompanying Questions and Answers sheet for an explanation of what this finding means.</p> <p>Thank you for your school's participation in the 2002-2003 pediatric asthma surveillance program. For questions or comments regarding this report, please contact the Massachusetts Department of Public Health, Center for Environmental Health at 617-624-5757.</p> <p><small>*Statewide prevalence was estimated from a sample of 760 schools in 102 school districts.</small></p>		



Student Asthma Surveillance Summary

School Year 2002 - 2003

Rockport School District

1) Total number of K-8 students reported with asthma: 27		2) Total number of K-8 students enrolled (in participating schools): 295	
3) District-wide reported student asthma prevalence (in participating schools): 9.2 % (95% CI = 5.9 - 12.4)	4) Estimated statewide reported student asthma prevalence*: 9.2%(95% CI = 9.1 - 9.3)	5) Range of reported asthma prevalence among participating districts: 2.7% - 16.2%	
<p>6) <i>About the numbers:</i></p> <p>The total number of students reported with asthma (item 1), students enrolled (item 2), and district-wide prevalence (item 3) represent only those schools within the district that completed the Massachusetts Department of Public Health Pediatric Asthma Surveillance Form for the 2002-2003 school year (<i>1 school(s) out of 2 eligible</i>).</p> <p>District-wide reported asthma prevalence (item 3) expresses the percentage of students enrolled in public, private, or charter schools located within your school district that were reported by the school nurse to have asthma. The estimated statewide asthma prevalence (item 4) and range of prevalence for all participating districts (item 5) have been provided for reference.</p> <p>Comparison of your district's 95% prevalence confidence interval with the statewide 95% prevalence confidence interval suggests that the reported asthma prevalence in your district is <i>not statistically significantly different from</i> the statewide reported asthma prevalence. Please see the accompanying Questions and Answers sheet for an explanation of what this finding means.</p> <p>Thank you for your school's participation in the 2002-2003 pediatric asthma surveillance program. For questions or comments regarding this report, please contact the Massachusetts Department of Public Health, Center for Environmental Health at 617-624-5757.</p> <p><small>*Statewide prevalence was estimated from a sample of 760 schools in 102 school districts.</small></p>			



Student Asthma Surveillance Summary

School Year 2002 - 2003

Rowe School District

1) Total number of K-8 students reported with asthma: 6	2) Total number of K-8 students enrolled (in participating schools): 39	
3) District-wide reported student asthma prevalence (in participating schools): 15.4 % (95% CI = 4.1 - 26.7)	4) Estimated statewide reported student asthma prevalence*: 9.2%(95% CI = 9.1 - 9.3)	5) Range of reported asthma prevalence among participating districts: 2.7% - 16.2%
<p>6) <i>About the numbers:</i></p> <p>The total number of students reported with asthma (item 1), students enrolled (item 2), and district-wide prevalence (item 3) represent only those schools within the district that completed the Massachusetts Department of Public Health Pediatric Asthma Surveillance Form for the 2002-2003 school year (<i>1 school(s) out of 1 eligible</i>).</p> <p>District-wide reported asthma prevalence (item 3) expresses the percentage of students enrolled in public, private, or charter schools located within your school district that were reported by the school nurse to have asthma. The estimated statewide asthma prevalence (item 4) and range of prevalence for all participating districts (item 5) have been provided for reference.</p> <p>Comparison of your district's 95% prevalence confidence interval with the statewide 95% prevalence confidence interval suggests that the reported asthma prevalence in your district is <i>not statistically significantly different from</i> the statewide reported asthma prevalence. Please see the accompanying Questions and Answers sheet for an explanation of what this finding means.</p> <p>Thank you for your school's participation in the 2002-2003 pediatric asthma surveillance program. For questions or comments regarding this report, please contact the Massachusetts Department of Public Health, Center for Environmental Health at 617-624-5757.</p> <p><small>*Statewide prevalence was estimated from a sample of 760 schools in 102 school districts.</small></p>		



Student Asthma Surveillance Summary
School Year 2002 - 2003
Salem School District

1) Total number of K-8 students reported with asthma: 301		2) Total number of K-8 students enrolled (in participating schools): 3,539	
3) District-wide reported student asthma prevalence (in participating schools): 8.5 % (95% CI = 7.6 - 9.4)	4) Estimated statewide reported student asthma prevalence*: 9.2%(95% CI = 9.1 - 9.3)	5) Range of reported asthma prevalence among participating districts: 2.7% - 16.2%	
<p>6) About the numbers:</p> <p>The total number of students reported with asthma (item 1), students enrolled (item 2), and district-wide prevalence (item 3) represent only those schools within the district that completed the Massachusetts Department of Public Health Pediatric Asthma Surveillance Form for the 2002-2003 school year (8 school(s) out of 9 eligible).</p> <p>District-wide reported asthma prevalence (item 3) expresses the percentage of students enrolled in public, private, or charter schools located within your school district that were reported by the school nurse to have asthma. The estimated statewide asthma prevalence (item 4) and range of prevalence for all participating districts (item 5) have been provided for reference.</p> <p>Comparison of your district's 95% prevalence confidence interval with the statewide 95% prevalence confidence interval suggests that the reported asthma prevalence in your district is <i>not statistically significantly different from</i> the statewide reported asthma prevalence. Please see the accompanying Questions and Answers sheet for an explanation of what this finding means.</p> <p>Thank you for your school's participation in the 2002-2003 pediatric asthma surveillance program. For questions or comments regarding this report, please contact the Massachusetts Department of Public Health, Center for Environmental Health at 617-624-5757.</p> <p><small>*Statewide prevalence was estimated from a sample of 760 schools in 102 school districts.</small></p>			



Student Asthma Surveillance Summary

School Year 2002 - 2003

Sandwich School District

<p>1) Total number of K-8 students reported with asthma: 181</p>	<p>2) Total number of K-8 students enrolled (in participating schools): 2,953</p>	
<p>3) District-wide reported student asthma prevalence (in participating schools):</p> <p>6.1 % (95% CI = 5.3 - 7.0)</p>	<p>4) Estimated statewide reported student asthma prevalence*:</p> <p>9.2%(95% CI = 9.1 - 9.3)</p>	<p>5) Range of reported asthma prevalence among participating districts:</p> <p>2.7% - 16.2%</p>
<p>6) <i>About the numbers:</i></p> <p>The total number of students reported with asthma (item 1), students enrolled (item 2), and district-wide prevalence (item 3) represent only those schools within the district that completed the Massachusetts Department of Public Health Pediatric Asthma Surveillance Form for the 2002-2003 school year (<i>3 school(s) out of 3 eligible</i>).</p> <p>District-wide reported asthma prevalence (item 3) expresses the percentage of students enrolled in public, private, or charter schools located within your school district that were reported by the school nurse to have asthma. The estimated statewide asthma prevalence (item 4) and range of prevalence for all participating districts (item 5) have been provided for reference.</p> <p>Comparison of your district's 95% prevalence confidence interval with the statewide 95% prevalence confidence interval suggests that the reported asthma prevalence in your district is <i>statistically significantly lower than</i> the statewide reported asthma prevalence. Please see the accompanying Questions and Answers sheet for an explanation of what this finding means.</p> <p>Thank you for your school's participation in the 2002-2003 pediatric asthma surveillance program. For questions or comments regarding this report, please contact the Massachusetts Department of Public Health, Center for Environmental Health at 617-624-5757.</p> <p><small>*Statewide prevalence was estimated from a sample of 760 schools in 102 school districts.</small></p>		



Student Asthma Surveillance Summary

School Year 2002 - 2003

Shirley School District

<p>1) Total number of K-8 students reported with asthma: 49</p>	<p>2) Total number of K-8 students enrolled (in participating schools): 1,002</p>	
<p>3) District-wide reported student asthma prevalence (in participating schools): 4.9 % (95% CI = 3.6 - 6.2)</p>	<p>4) Estimated statewide reported student asthma prevalence*: 9.2%(95% CI = 9.1 - 9.3)</p>	<p>5) Range of reported asthma prevalence among participating districts: 2.7% - 16.2%</p>
<p>6) <i>About the numbers:</i></p> <p>The total number of students reported with asthma (item 1), students enrolled (item 2), and district-wide prevalence (item 3) represent only those schools within the district that completed the Massachusetts Department of Public Health Pediatric Asthma Surveillance Form for the 2002-2003 school year (<i>3 school(s) out of 3 eligible</i>).</p> <p>District-wide reported asthma prevalence (item 3) expresses the percentage of students enrolled in public, private, or charter schools located within your school district that were reported by the school nurse to have asthma. The estimated statewide asthma prevalence (item 4) and range of prevalence for all participating districts (item 5) have been provided for reference.</p> <p>Comparison of your district's 95% prevalence confidence interval with the statewide 95% prevalence confidence interval suggests that the reported asthma prevalence in your district is <i>statistically significantly lower than</i> the statewide reported asthma prevalence. Please see the accompanying Questions and Answers sheet for an explanation of what this finding means.</p> <p>Thank you for your school's participation in the 2002-2003 pediatric asthma surveillance program. For questions or comments regarding this report, please contact the Massachusetts Department of Public Health, Center for Environmental Health at 617-624-5757.</p> <p><small>*Statewide prevalence was estimated from a sample of 760 schools in 102 school districts.</small></p>		



Student Asthma Surveillance Summary

School Year 2002 - 2003

Somerville School District

1) Total number of K-8 students reported with asthma: 200	2) Total number of K-8 students enrolled (in participating schools): 3,149	
3) District-wide reported student asthma prevalence (in participating schools): 6.4 % (95% CI = 5.5 - 7.2)	4) Estimated statewide reported student asthma prevalence*: 9.2%(95% CI = 9.1 - 9.3)	5) Range of reported asthma prevalence among participating districts: 2.7% - 16.2%
<p>6) <i>About the numbers:</i></p> <p>The total number of students reported with asthma (item 1), students enrolled (item 2), and district-wide prevalence (item 3) represent only those schools within the district that completed the Massachusetts Department of Public Health Pediatric Asthma Surveillance Form for the 2002-2003 school year (<i>11 school(s) out of 14 eligible</i>).</p> <p>District-wide reported asthma prevalence (item 3) expresses the percentage of students enrolled in public, private, or charter schools located within your school district that were reported by the school nurse to have asthma. The estimated statewide asthma prevalence (item 4) and range of prevalence for all participating districts (item 5) have been provided for reference.</p> <p>Comparison of your district's 95% prevalence confidence interval with the statewide 95% prevalence confidence interval suggests that the reported asthma prevalence in your district is <i>statistically significantly lower than</i> the statewide reported asthma prevalence. Please see the accompanying Questions and Answers sheet for an explanation of what this finding means.</p> <p>Thank you for your school's participation in the 2002-2003 pediatric asthma surveillance program. For questions or comments regarding this report, please contact the Massachusetts Department of Public Health, Center for Environmental Health at 617-624-5757.</p> <p><small>*Statewide prevalence was estimated from a sample of 760 schools in 102 school districts.</small></p>		



Student Asthma Surveillance Summary
School Year 2002 - 2003
Southborough School District

1) Total number of K-8 students reported with asthma: 98		2) Total number of K-8 students enrolled (in participating schools): 1,585	
3) District-wide reported student asthma prevalence (in participating schools): 6.2 % (95% CI = 5.0 - 7.4)	4) Estimated statewide reported student asthma prevalence*: 9.2%(95% CI = 9.1 - 9.3)	5) Range of reported asthma prevalence among participating districts: 2.7% - 16.2%	
<p>6) About the numbers:</p> <p>The total number of students reported with asthma (item 1), students enrolled (item 2), and district-wide prevalence (item 3) represent only those schools within the district that completed the Massachusetts Department of Public Health Pediatric Asthma Surveillance Form for the 2002-2003 school year (3 school(s) out of 3 eligible).</p> <p>District-wide reported asthma prevalence (item 3) expresses the percentage of students enrolled in public, private, or charter schools located within your school district that were reported by the school nurse to have asthma. The estimated statewide asthma prevalence (item 4) and range of prevalence for all participating districts (item 5) have been provided for reference.</p> <p>Comparison of your district's 95% prevalence confidence interval with the statewide 95% prevalence confidence interval suggests that the reported asthma prevalence in your district is <i>statistically significantly lower than</i> the statewide reported asthma prevalence. Please see the accompanying Questions and Answers sheet for an explanation of what this finding means.</p> <p>Thank you for your school's participation in the 2002-2003 pediatric asthma surveillance program. For questions or comments regarding this report, please contact the Massachusetts Department of Public Health, Center for Environmental Health at 617-624-5757.</p> <p><small>*Statewide prevalence was estimated from a sample of 760 schools in 102 school districts.</small></p>			



Student Asthma Surveillance Summary

School Year 2002 - 2003

Southbridge School District

1) Total number of K-8 students reported with asthma: 162	2) Total number of K-8 students enrolled (in participating schools): 1,982	
3) District-wide reported student asthma prevalence (in participating schools): 15.2 % (95% CI =13.6 - 16.8)	4) Estimated statewide reported student asthma prevalence*: 9.2%(95% CI = 9.1 - 9.3)	5) Range of reported asthma prevalence among participating districts: 2.7% - 16.2%
<p>6) <i>About the numbers:</i></p> <p>The total number of students reported with asthma (item 1), students enrolled (item 2), and district-wide prevalence (item 3) represent only those schools within the district that completed the Massachusetts Department of Public Health Pediatric Asthma Surveillance Form for the 2002-2003 school year (<i>4 school(s) out of 4 eligible</i>).</p> <p>District-wide reported asthma prevalence (item 3) expresses the percentage of students enrolled in public, private, or charter schools located within your school district that were reported by the school nurse to have asthma. The estimated statewide asthma prevalence (item 4) and range of prevalence for all participating districts (item 5) have been provided for reference.</p> <p>Comparison of your district's 95% prevalence confidence interval with the statewide 95% prevalence confidence interval suggests that the reported asthma prevalence in your district is <i>statistically significantly higher than</i> the statewide reported asthma prevalence. Please see the accompanying Questions and Answers sheet for an explanation of what this finding means.</p> <p>Thank you for your school's participation in the 2002-2003 pediatric asthma surveillance program. For questions or comments regarding this report, please contact the Massachusetts Department of Public Health, Center for Environmental Health at 617-624-5757.</p> <p><small>*Statewide prevalence was estimated from a sample of 760 schools in 102 school districts.</small></p>		



Student Asthma Surveillance Summary
School Year 2002 - 2003
Southwick-Tolland School District

1) Total number of K-8 students reported with asthma: 123		2) Total number of K-8 students enrolled (in participating schools): 1,249	
3) District-wide reported student asthma prevalence (in participating schools): 9.8 % (95% CI = 8.2 - 11.5)	4) Estimated statewide reported student asthma prevalence*: 9.2%(95% CI = 9.1 - 9.3)	5) Range of reported asthma prevalence among participating districts: 2.7% - 16.2%	
<p>6) <i>About the numbers:</i></p> <p>The total number of students reported with asthma (item 1), students enrolled (item 2), and district-wide prevalence (item 3) represent only those schools within the district that completed the Massachusetts Department of Public Health Pediatric Asthma Surveillance Form for the 2002-2003 school year (2 school(s) out of 2 eligible).</p> <p>District-wide reported asthma prevalence (item 3) expresses the percentage of students enrolled in public, private, or charter schools located within your school district that were reported by the school nurse to have asthma. The estimated statewide asthma prevalence (item 4) and range of prevalence for all participating districts (item 5) have been provided for reference.</p> <p>Comparison of your district's 95% prevalence confidence interval with the statewide 95% prevalence confidence interval suggests that the reported asthma prevalence in your district is <i>not statistically significantly different from</i> the statewide reported asthma prevalence. Please see the accompanying Questions and Answers sheet for an explanation of what this finding means.</p> <p>Thank you for your school's participation in the 2002-2003 pediatric asthma surveillance program. For questions or comments regarding this report, please contact the Massachusetts Department of Public Health, Center for Environmental Health at 617-624-5757.</p> <p><small>*Statewide prevalence was estimated from a sample of 760 schools in 102 school districts.</small></p>			




Student Asthma Surveillance Summary

School Year 2002 - 2003

Stoughton School District

<p>1) Total number of K-8 students reported with asthma: 282</p>	<p>2) Total number of K-8 students enrolled (in participating schools): 2,862</p>	
<p>3) District-wide reported student asthma prevalence (in participating schools):</p> <p>9.9 % (95% CI = 8.8 - 10.9)</p>	<p>4) Estimated statewide reported student asthma prevalence*:</p> <p>9.2%(95% CI = 9.1 - 9.3)</p>	<p>5) Range of reported asthma prevalence among participating districts:</p> <p>2.7% - 16.2%</p>
<p>6) <i>About the numbers:</i></p> <p>The total number of students reported with asthma (item 1), students enrolled (item 2), and district-wide prevalence (item 3) represent only those schools within the district that completed the Massachusetts Department of Public Health Pediatric Asthma Surveillance Form for the 2002-2003 school year (<i>7 school(s) out of 7 eligible</i>).</p> <p>District-wide reported asthma prevalence (item 3) expresses the percentage of students enrolled in public, private, or charter schools located within your school district that were reported by the school nurse to have asthma. The estimated statewide asthma prevalence (item 4) and range of prevalence for all participating districts (item 5) have been provided for reference.</p> <p>Comparison of your district's 95% prevalence confidence interval with the statewide 95% prevalence confidence interval suggests that the reported asthma prevalence in your district is <i>not statistically significantly different from</i> the statewide reported asthma prevalence. Please see the accompanying Questions and Answers sheet for an explanation of what this finding means.</p> <p>Thank you for your school's participation in the 2002-2003 pediatric asthma surveillance program. For questions or comments regarding this report, please contact the Massachusetts Department of Public Health, Center for Environmental Health at 617-624-5757.</p> <p><small>*Statewide prevalence was estimated from a sample of 760 schools in 102 school districts.</small></p>		



Student Asthma Surveillance Summary

School Year 2002 - 2003

Swansea School District

1) Total number of K-8 students reported with asthma: 124	2) Total number of K-8 students enrolled (in participating schools): 1,032	
3) District-wide reported student asthma prevalence (in participating schools): 12.0 % (95% CI =10.0 - 14.0)	4) Estimated statewide reported student asthma prevalence*: 9.2%(95% CI = 9.1 - 9.3)	5) Range of reported asthma prevalence among participating districts: 2.7% - 16.2%
<p>6) <i>About the numbers:</i></p> <p>The total number of students reported with asthma (item 1), students enrolled (item 2), and district-wide prevalence (item 3) represent only those schools within the district that completed the Massachusetts Department of Public Health Pediatric Asthma Surveillance Form for the 2002-2003 school year (<i>3 school(s) out of 5 eligible</i>).</p> <p>District-wide reported asthma prevalence (item 3) expresses the percentage of students enrolled in public, private, or charter schools located within your school district that were reported by the school nurse to have asthma. The estimated statewide asthma prevalence (item 4) and range of prevalence for all participating districts (item 5) have been provided for reference.</p> <p>Comparison of your district's 95% prevalence confidence interval with the statewide 95% prevalence confidence interval suggests that the reported asthma prevalence in your district is <i>statistically significantly higher than</i> the statewide reported asthma prevalence. Please see the accompanying Questions and Answers sheet for an explanation of what this finding means.</p> <p>Thank you for your school's participation in the 2002-2003 pediatric asthma surveillance program. For questions or comments regarding this report, please contact the Massachusetts Department of Public Health, Center for Environmental Health at 617-624-5757.</p> <p><small>*Statewide prevalence was estimated from a sample of 760 schools in 102 school districts.</small></p>		



Student Asthma Surveillance Summary

School Year 2002 - 2003

Taunton School District

<p>1) Total number of K-8 students reported with asthma: 539</p>	<p>2) Total number of K-8 students enrolled (in participating schools): 6,264</p>	
<p>3) District-wide reported student asthma prevalence (in participating schools):</p> <p>8.6 % (95% CI = 7.9 - 9.3)</p>	<p>4) Estimated statewide reported student asthma prevalence*:</p> <p>9.2%(95% CI = 9.1 - 9.3)</p>	<p>5) Range of reported asthma prevalence among participating districts:</p> <p>2.7% - 16.2%</p>
<p>6) <i>About the numbers:</i></p> <p>The total number of students reported with asthma (item 1), students enrolled (item 2), and district-wide prevalence (item 3) represent only those schools within the district that completed the Massachusetts Department of Public Health Pediatric Asthma Surveillance Form for the 2002-2003 school year (<i>14 school(s) out of 15 eligible</i>).</p> <p>District-wide reported asthma prevalence (item 3) expresses the percentage of students enrolled in public, private, or charter schools located within your school district that were reported by the school nurse to have asthma. The estimated statewide asthma prevalence (item 4) and range of prevalence for all participating districts (item 5) have been provided for reference.</p> <p>Comparison of your district's 95% prevalence confidence interval with the statewide 95% prevalence confidence interval suggests that the reported asthma prevalence in your district is <i>statistically significantly lower than</i> the statewide reported asthma prevalence. Please see the accompanying Questions and Answers sheet for an explanation of what this finding means.</p> <p>Thank you for your school's participation in the 2002-2003 pediatric asthma surveillance program. For questions or comments regarding this report, please contact the Massachusetts Department of Public Health, Center for Environmental Health at 617-624-5757.</p> <p><small>*Statewide prevalence was estimated from a sample of 760 schools in 102 school districts.</small></p>		



Student Asthma Surveillance Summary
School Year 2002 - 2003
Topsfield School District

1) Total number of K-8 students reported with asthma: 61		2) Total number of K-8 students enrolled (in participating schools): 737	
3) District-wide reported student asthma prevalence (in participating schools): 8.3 % (95% CI = 6.3 - 10.3)	4) Estimated statewide reported student asthma prevalence*: 9.2%(95% CI = 9.1 - 9.3)	5) Range of reported asthma prevalence among participating districts: 2.7% - 16.2%	
<p>6) About the numbers:</p> <p>The total number of students reported with asthma (item 1), students enrolled (item 2), and district-wide prevalence (item 3) represent only those schools within the district that completed the Massachusetts Department of Public Health Pediatric Asthma Surveillance Form for the 2002-2003 school year (2 school(s) out of 2 eligible).</p> <p>District-wide reported asthma prevalence (item 3) expresses the percentage of students enrolled in public, private, or charter schools located within your school district that were reported by the school nurse to have asthma. The estimated statewide asthma prevalence (item 4) and range of prevalence for all participating districts (item 5) have been provided for reference.</p> <p>Comparison of your district's 95% prevalence confidence interval with the statewide 95% prevalence confidence interval suggests that the reported asthma prevalence in your district is <i>not statistically significantly different from</i> the statewide reported asthma prevalence. Please see the accompanying Questions and Answers sheet for an explanation of what this finding means.</p> <p>Thank you for your school's participation in the 2002-2003 pediatric asthma surveillance program. For questions or comments regarding this report, please contact the Massachusetts Department of Public Health, Center for Environmental Health at 617-624-5757.</p> <p><small>*Statewide prevalence was estimated from a sample of 760 schools in 102 school districts.</small></p>			



Student Asthma Surveillance Summary

School Year 2002 - 2003

Triton School District

<p>1) Total number of K-8 students reported with asthma: 143</p>	<p>2) Total number of K-8 students enrolled (in participating schools): 1,886</p>	
<p>3) District-wide reported student asthma prevalence (in participating schools):</p> <p>7.6 % (95% CI = 6.4 - 8.8)</p>	<p>4) Estimated statewide reported student asthma prevalence*:</p> <p>9.2%(95% CI = 9.1 - 9.3)</p>	<p>5) Range of reported asthma prevalence among participating districts:</p> <p>2.7% - 16.2%</p>
<p>6) <i>About the numbers:</i></p> <p>The total number of students reported with asthma (item 1), students enrolled (item 2), and district-wide prevalence (item 3) represent only those schools within the district that completed the Massachusetts Department of Public Health Pediatric Asthma Surveillance Form for the 2002-2003 school year (<i>3 school(s) out of 4 eligible</i>).</p> <p>District-wide reported asthma prevalence (item 3) expresses the percentage of students enrolled in public, private, or charter schools located within your school district that were reported by the school nurse to have asthma. The estimated statewide asthma prevalence (item 4) and range of prevalence for all participating districts (item 5) have been provided for reference.</p> <p>Comparison of your district's 95% prevalence confidence interval with the statewide 95% prevalence confidence interval suggests that the reported asthma prevalence in your district is <i>statistically significantly lower than</i> the statewide reported asthma prevalence. Please see the accompanying Questions and Answers sheet for an explanation of what this finding means.</p> <p>Thank you for your school's participation in the 2002-2003 pediatric asthma surveillance program. For questions or comments regarding this report, please contact the Massachusetts Department of Public Health, Center for Environmental Health at 617-624-5757.</p> <p><small>*Statewide prevalence was estimated from a sample of 760 schools in 102 school districts.</small></p>		



Student Asthma Surveillance Summary

School Year 2002 - 2003

Wachusett School District

<p>1) Total number of K-8 students reported with asthma: 289</p>	<p>2) Total number of K-8 students enrolled (in participating schools): 5,123</p>	
<p>3) District-wide reported student asthma prevalence (in participating schools): 5.6 % (95% CI = 5.0 - 6.3)</p>	<p>4) Estimated statewide reported student asthma prevalence*: 9.2%(95% CI = 9.1 - 9.3)</p>	<p>5) Range of reported asthma prevalence among participating districts: 2.7% - 16.2%</p>
<p>6) <i>About the numbers:</i></p> <p>The total number of students reported with asthma (item 1), students enrolled (item 2), and district-wide prevalence (item 3) represent only those schools within the district that completed the Massachusetts Department of Public Health Pediatric Asthma Surveillance Form for the 2002-2003 school year (<i>10 school(s) out of 10 eligible</i>).</p> <p>District-wide reported asthma prevalence (item 3) expresses the percentage of students enrolled in public, private, or charter schools located within your school district that were reported by the school nurse to have asthma. The estimated statewide asthma prevalence (item 4) and range of prevalence for all participating districts (item 5) have been provided for reference.</p> <p>Comparison of your district's 95% prevalence confidence interval with the statewide 95% prevalence confidence interval suggests that the reported asthma prevalence in your district is <i>statistically significantly lower than</i> the statewide reported asthma prevalence. Please see the accompanying Questions and Answers sheet for an explanation of what this finding means.</p> <p>Thank you for your school's participation in the 2002-2003 pediatric asthma surveillance program. For questions or comments regarding this report, please contact the Massachusetts Department of Public Health, Center for Environmental Health at 617-624-5757.</p> <p><small>*Statewide prevalence was estimated from a sample of 760 schools in 102 school districts.</small></p>		



Student Asthma Surveillance Summary

School Year 2002 - 2003

Walpole School District

1) Total number of K-8 students reported with asthma: 237	2) Total number of K-8 students enrolled (in participating schools): 2,640	
3) District-wide reported student asthma prevalence (in participating schools): 9.0 % (95% CI = 7.9 - 10.1)	4) Estimated statewide reported student asthma prevalence*: 9.2%(95% CI = 9.1 - 9.3)	5) Range of reported asthma prevalence among participating districts: 2.7% - 16.2%
<p>6) <i>About the numbers:</i></p> <p>The total number of students reported with asthma (item 1), students enrolled (item 2), and district-wide prevalence (item 3) represent only those schools within the district that completed the Massachusetts Department of Public Health Pediatric Asthma Surveillance Form for the 2002-2003 school year (<i>6 school(s) out of 6 eligible</i>).</p> <p>District-wide reported asthma prevalence (item 3) expresses the percentage of students enrolled in public, private, or charter schools located within your school district that were reported by the school nurse to have asthma. The estimated statewide asthma prevalence (item 4) and range of prevalence for all participating districts (item 5) have been provided for reference.</p> <p>Comparison of your district's 95% prevalence confidence interval with the statewide 95% prevalence confidence interval suggests that the reported asthma prevalence in your district is <i>not statistically significantly different from</i> the statewide reported asthma prevalence. Please see the accompanying Questions and Answers sheet for an explanation of what this finding means.</p> <p>Thank you for your school's participation in the 2002-2003 pediatric asthma surveillance program. For questions or comments regarding this report, please contact the Massachusetts Department of Public Health, Center for Environmental Health at 617-624-5757.</p> <p><small>*Statewide prevalence was estimated from a sample of 760 schools in 102 school districts.</small></p>		



Student Asthma Surveillance Summary

School Year 2002 - 2003

Waltham School District

1) Total number of K-8 students reported with asthma: 190	2) Total number of K-8 students enrolled (in participating schools): 3,304	
3) District-wide reported student asthma prevalence (in participating schools): 5.8 % (95% CI = 5.0 - 6.5)	4) Estimated statewide reported student asthma prevalence*: 9.2%(95% CI = 9.1 - 9.3)	5) Range of reported asthma prevalence among participating districts: 2.7% - 16.2%
<p>6) <i>About the numbers:</i></p> <p>The total number of students reported with asthma (item 1), students enrolled (item 2), and district-wide prevalence (item 3) represent only those schools within the district that completed the Massachusetts Department of Public Health Pediatric Asthma Surveillance Form for the 2002-2003 school year (<i>10 school(s) out of 10 eligible</i>).</p> <p>District-wide reported asthma prevalence (item 3) expresses the percentage of students enrolled in public, private, or charter schools located within your school district that were reported by the school nurse to have asthma. The estimated statewide asthma prevalence (item 4) and range of prevalence for all participating districts (item 5) have been provided for reference.</p> <p>Comparison of your district's 95% prevalence confidence interval with the statewide 95% prevalence confidence interval suggests that the reported asthma prevalence in your district is <i>statistically significantly lower than</i> the statewide reported asthma prevalence. Please see the accompanying Questions and Answers sheet for an explanation of what this finding means.</p> <p>Thank you for your school's participation in the 2002-2003 pediatric asthma surveillance program. For questions or comments regarding this report, please contact the Massachusetts Department of Public Health, Center for Environmental Health at 617-624-5757.</p> <p><small>*Statewide prevalence was estimated from a sample of 760 schools in 102 school districts.</small></p>		




Student Asthma Surveillance Summary

School Year 2002 - 2003

Ware School District

<p>1) Total number of K-8 students reported with asthma: 46</p>	<p>2) Total number of K-8 students enrolled (in participating schools): 941</p>	
<p>3) District-wide reported student asthma prevalence (in participating schools): 4.9 % (95% CI = 3.5 - 6.3)</p>	<p>4) Estimated statewide reported student asthma prevalence*: 9.2%(95% CI = 9.1 - 9.3)</p>	<p>5) Range of reported asthma prevalence among participating districts: 2.7% - 16.2%</p>
<p>6) <i>About the numbers:</i></p> <p>The total number of students reported with asthma (item 1), students enrolled (item 2), and district-wide prevalence (item 3) represent only those schools within the district that completed the Massachusetts Department of Public Health Pediatric Asthma Surveillance Form for the 2002-2003 school year (<i>3 school(s) out of 3 eligible</i>).</p> <p>District-wide reported asthma prevalence (item 3) expresses the percentage of students enrolled in public, private, or charter schools located within your school district that were reported by the school nurse to have asthma. The estimated statewide asthma prevalence (item 4) and range of prevalence for all participating districts (item 5) have been provided for reference.</p> <p>Comparison of your district's 95% prevalence confidence interval with the statewide 95% prevalence confidence interval suggests that the reported asthma prevalence in your district is <i>statistically significantly lower than</i> the statewide reported asthma prevalence. Please see the accompanying Questions and Answers sheet for an explanation of what this finding means.</p> <p>Thank you for your school's participation in the 2002-2003 pediatric asthma surveillance program. For questions or comments regarding this report, please contact the Massachusetts Department of Public Health, Center for Environmental Health at 617-624-5757.</p> <p><small>*Statewide prevalence was estimated from a sample of 760 schools in 102 school districts.</small></p>		



Student Asthma Surveillance Summary
School Year 2002 - 2003
Westborough School District

1) Total number of K-8 students reported with asthma: 236		2) Total number of K-8 students enrolled (in participating schools): 2,866	
3) District-wide reported student asthma prevalence (in participating schools): 8.2 % (95% CI = 7.2 - 9.2)	4) Estimated statewide reported student asthma prevalence*: 9.2%(95% CI = 9.1 - 9.3)	5) Range of reported asthma prevalence among participating districts: 2.7% - 16.2%	
<p>6) About the numbers:</p> <p>The total number of students reported with asthma (item 1), students enrolled (item 2), and district-wide prevalence (item 3) represent only those schools within the district that completed the Massachusetts Department of Public Health Pediatric Asthma Surveillance Form for the 2002-2003 school year (5 school(s) out of 5 eligible).</p> <p>District-wide reported asthma prevalence (item 3) expresses the percentage of students enrolled in public, private, or charter schools located within your school district that were reported by the school nurse to have asthma. The estimated statewide asthma prevalence (item 4) and range of prevalence for all participating districts (item 5) have been provided for reference.</p> <p>Comparison of your district's 95% prevalence confidence interval with the statewide 95% prevalence confidence interval suggests that the reported asthma prevalence in your district is <i>statistically significantly lower than</i> the statewide reported asthma prevalence. Please see the accompanying Questions and Answers sheet for an explanation of what this finding means.</p> <p>Thank you for your school's participation in the 2002-2003 pediatric asthma surveillance program. For questions or comments regarding this report, please contact the Massachusetts Department of Public Health, Center for Environmental Health at 617-624-5757.</p> <p><small>*Statewide prevalence was estimated from a sample of 760 schools in 102 school districts.</small></p>			



Student Asthma Surveillance Summary

School Year 2002 - 2003

Westfield School District

<p>1) Total number of K-8 students reported with asthma: 100</p>	<p>2) Total number of K-8 students enrolled (in participating schools): 1,558</p>	
<p>3) District-wide reported student asthma prevalence (in participating schools):</p> <p>6.4 % (95% CI = 5.2 - 7.6)</p>	<p>4) Estimated statewide reported student asthma prevalence*:</p> <p>9.2%(95% CI = 9.1 - 9.3)</p>	<p>5) Range of reported asthma prevalence among participating districts:</p> <p>2.7% - 16.2%</p>
<p>6) <i>About the numbers:</i></p> <p>The total number of students reported with asthma (item 1), students enrolled (item 2), and district-wide prevalence (item 3) represent only those schools within the district that completed the Massachusetts Department of Public Health Pediatric Asthma Surveillance Form for the 2002-2003 school year (<i>7 school(s) out of 14 eligible</i>).</p> <p>District-wide reported asthma prevalence (item 3) expresses the percentage of students enrolled in public, private, or charter schools located within your school district that were reported by the school nurse to have asthma. The estimated statewide asthma prevalence (item 4) and range of prevalence for all participating districts (item 5) have been provided for reference.</p> <p>Comparison of your district's 95% prevalence confidence interval with the statewide 95% prevalence confidence interval suggests that the reported asthma prevalence in your district is <i>statistically significantly lower than</i> the statewide reported asthma prevalence. Please see the accompanying Questions and Answers sheet for an explanation of what this finding means.</p> <p>Thank you for your school's participation in the 2002-2003 pediatric asthma surveillance program. For questions or comments regarding this report, please contact the Massachusetts Department of Public Health, Center for Environmental Health at 617-624-5757.</p> <p><small>*Statewide prevalence was estimated from a sample of 760 schools in 102 school districts.</small></p>		



Student Asthma Surveillance Summary

School Year 2002 - 2003

Westford School District

1) Total number of K-8 students reported with asthma: 250	2) Total number of K-8 students enrolled (in participating schools): 3,557	
3) District-wide reported student asthma prevalence (in participating schools): 7.0 % (95% CI = 6.2 - 7.9)	4) Estimated statewide reported student asthma prevalence*: 9.2%(95% CI = 9.1 - 9.3)	5) Range of reported asthma prevalence among participating districts: 2.7% - 16.2%
<p>6) <i>About the numbers:</i></p> <p>The total number of students reported with asthma (item 1), students enrolled (item 2), and district-wide prevalence (item 3) represent only those schools within the district that completed the Massachusetts Department of Public Health Pediatric Asthma Surveillance Form for the 2002-2003 school year (<i>8 school(s) out of 8 eligible</i>).</p> <p>District-wide reported asthma prevalence (item 3) expresses the percentage of students enrolled in public, private, or charter schools located within your school district that were reported by the school nurse to have asthma. The estimated statewide asthma prevalence (item 4) and range of prevalence for all participating districts (item 5) have been provided for reference.</p> <p>Comparison of your district's 95% prevalence confidence interval with the statewide 95% prevalence confidence interval suggests that the reported asthma prevalence in your district is <i>statistically significantly lower than</i> the statewide reported asthma prevalence. Please see the accompanying Questions and Answers sheet for an explanation of what this finding means.</p> <p>Thank you for your school's participation in the 2002-2003 pediatric asthma surveillance program. For questions or comments regarding this report, please contact the Massachusetts Department of Public Health, Center for Environmental Health at 617-624-5757.</p> <p><small>*Statewide prevalence was estimated from a sample of 760 schools in 102 school districts.</small></p>		



Student Asthma Surveillance Summary

School Year 2002 - 2003

Weymouth School District

1) Total number of K-8 students reported with asthma: 468	2) Total number of K-8 students enrolled (in participating schools): 3,475	
3) District-wide reported student asthma prevalence (in participating schools): 13.5 % (95% CI =12.3 - 14.6)	4) Estimated statewide reported student asthma prevalence*: 9.2%(95% CI = 9.1 - 9.3)	5) Range of reported asthma prevalence among participating districts: 2.7% - 16.2%
<p>6) <i>About the numbers:</i></p> <p>The total number of students reported with asthma (item 1), students enrolled (item 2), and district-wide prevalence (item 3) represent only those schools within the district that completed the Massachusetts Department of Public Health Pediatric Asthma Surveillance Form for the 2002-2003 school year (<i>6 school(s) out of 12 eligible</i>).</p> <p>District-wide reported asthma prevalence (item 3) expresses the percentage of students enrolled in public, private, or charter schools located within your school district that were reported by the school nurse to have asthma. The estimated statewide asthma prevalence (item 4) and range of prevalence for all participating districts (item 5) have been provided for reference.</p> <p>Comparison of your district's 95% prevalence confidence interval with the statewide 95% prevalence confidence interval suggests that the reported asthma prevalence in your district is <i>statistically significantly higher than</i> the statewide reported asthma prevalence. Please see the accompanying Questions and Answers sheet for an explanation of what this finding means.</p> <p>Thank you for your school's participation in the 2002-2003 pediatric asthma surveillance program. For questions or comments regarding this report, please contact the Massachusetts Department of Public Health, Center for Environmental Health at 617-624-5757.</p> <p><small>*Statewide prevalence was estimated from a sample of 760 schools in 102 school districts.</small></p>		



Student Asthma Surveillance Summary

School Year 2002 - 2003

Whitman-Hanson School District

1) Total number of K-8 students reported with asthma: 254	2) Total number of K-8 students enrolled (in participating schools): 3,205	
3) District-wide reported student asthma prevalence (in participating schools): 7.9 % (95% CI = 7.0 - 8.9)	4) Estimated statewide reported student asthma prevalence*: 9.2%(95% CI = 9.1 - 9.3)	5) Range of reported asthma prevalence among participating districts: 2.7% - 16.2%
<p>6) <i>About the numbers:</i></p> <p>The total number of students reported with asthma (item 1), students enrolled (item 2), and district-wide prevalence (item 3) represent only those schools within the district that completed the Massachusetts Department of Public Health Pediatric Asthma Surveillance Form for the 2002-2003 school year (<i>6 school(s) out of 7 eligible</i>).</p> <p>District-wide reported asthma prevalence (item 3) expresses the percentage of students enrolled in public, private, or charter schools located within your school district that were reported by the school nurse to have asthma. The estimated statewide asthma prevalence (item 4) and range of prevalence for all participating districts (item 5) have been provided for reference.</p> <p>Comparison of your district's 95% prevalence confidence interval with the statewide 95% prevalence confidence interval suggests that the reported asthma prevalence in your district is <i>statistically significantly lower than</i> the statewide reported asthma prevalence. Please see the accompanying Questions and Answers sheet for an explanation of what this finding means.</p> <p>Thank you for your school's participation in the 2002-2003 pediatric asthma surveillance program. For questions or comments regarding this report, please contact the Massachusetts Department of Public Health, Center for Environmental Health at 617-624-5757.</p> <p><small>*Statewide prevalence was estimated from a sample of 760 schools in 102 school districts.</small></p>		



Student Asthma Surveillance Summary

School Year 2002 - 2003

Wilmington School District

<p>1) Total number of K-8 students reported with asthma: 279</p>	<p>2) Total number of K-8 students enrolled (in participating schools): 2,870</p>	
<p>3) District-wide reported student asthma prevalence (in participating schools):</p> <p>9.7 % (95% CI = 8.6 - 10.8)</p>	<p>4) Estimated statewide reported student asthma prevalence*:</p> <p>9.2%(95% CI = 9.1 - 9.3)</p>	<p>5) Range of reported asthma prevalence among participating districts:</p> <p>2.7% - 16.2%</p>
<p>6) <i>About the numbers:</i></p> <p>The total number of students reported with asthma (item 1), students enrolled (item 2), and district-wide prevalence (item 3) represent only those schools within the district that completed the Massachusetts Department of Public Health Pediatric Asthma Surveillance Form for the 2002-2003 school year (<i>7 school(s) out of 7 eligible</i>).</p> <p>District-wide reported asthma prevalence (item 3) expresses the percentage of students enrolled in public, private, or charter schools located within your school district that were reported by the school nurse to have asthma. The estimated statewide asthma prevalence (item 4) and range of prevalence for all participating districts (item 5) have been provided for reference.</p> <p>Comparison of your district's 95% prevalence confidence interval with the statewide 95% prevalence confidence interval suggests that the reported asthma prevalence in your district is <i>not statistically significantly different from</i> the statewide reported asthma prevalence. Please see the accompanying Questions and Answers sheet for an explanation of what this finding means.</p> <p>Thank you for your school's participation in the 2002-2003 pediatric asthma surveillance program. For questions or comments regarding this report, please contact the Massachusetts Department of Public Health, Center for Environmental Health at 617-624-5757.</p> <p><small>*Statewide prevalence was estimated from a sample of 760 schools in 102 school districts.</small></p>		



Student Asthma Surveillance Summary

School Year 2002 - 2003

Worcester School District

<p>1) Total number of K-8 students reported with asthma: 489</p>	<p>2) Total number of K-8 students enrolled (in participating schools): 18,194</p>	
<p>3) District-wide reported student asthma prevalence (in participating schools): 2.7 % (95% CI = 2.5 - 2.9)</p>	<p>4) Estimated statewide reported student asthma prevalence*: 9.2%(95% CI = 9.1 - 9.3)</p>	<p>5) Range of reported asthma prevalence among participating districts: 2.7% - 16.2%</p>
<p>6) <i>About the numbers:</i></p> <p>The total number of students reported with asthma (item 1), students enrolled (item 2), and district-wide prevalence (item 3) represent only those schools within the district that completed the Massachusetts Department of Public Health Pediatric Asthma Surveillance Form for the 2002-2003 school year (<i>46 school(s) out of 49 eligible</i>).</p> <p>District-wide reported asthma prevalence (item 3) expresses the percentage of students enrolled in public, private, or charter schools located within your school district that were reported by the school nurse to have asthma. The estimated statewide asthma prevalence (item 4) and range of prevalence for all participating districts (item 5) have been provided for reference.</p> <p>Comparison of your district's 95% prevalence confidence interval with the statewide 95% prevalence confidence interval suggests that the reported asthma prevalence in your district is <i>statistically significantly lower than</i> the statewide reported asthma prevalence. Please see the accompanying Questions and Answers sheet for an explanation of what this finding means.</p> <p>Thank you for your school's participation in the 2002-2003 pediatric asthma surveillance program. For questions or comments regarding this report, please contact the Massachusetts Department of Public Health, Center for Environmental Health at 617-624-5757.</p> <p><small>*Statewide prevalence was estimated from a sample of 760 schools in 102 school districts.</small></p>		