



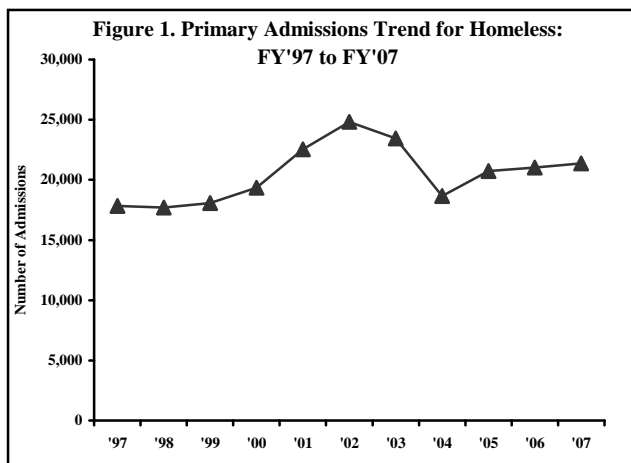
*Bureau of Substance Abuse Services*  
Substance Abuse Treatment  
Annual Report - FY 2007  
HOMELESS ADMISSIONS



*This annual report provides information on admissions to substance abuse treatment services. Data were reported to the Massachusetts Department of Public Health, Bureau of Substance Abuse Services Management Information System (SAMIS) in FY 2007. SAMIS data include information reported by all BSAS licensed substance abuse treatment programs for FY 1997 to FY 2007.*

### Overall Treatment Admissions

In FY 2007, there were 21,381 admissions to substance abuse treatment services in Massachusetts who were homeless (20% of total admissions); of these, 10 admissions were under 18 years of age. This report presents data on adults 18 and older. For information on substance abuse treatment services provided to clients under 18, please refer to the Adolescent Annual Report. Figure 1 illustrates treatment admissions trend for adults 18 years and older to residential and outpatient services for Fiscal Years 1997 through 2007.



### Characteristics of Adult Admissions

In FY 2007, adult admissions to substance abuse treatment who were homeless reported the following characteristics:

- 75.8% (16,175) were male and 24.3% (5,196) were female.
- 69.5% (14,852) were White, 13.7% (2,934) were Black, 13.6% (2,914) were Latino and 3.1% (671) were other.
- 96.5% (20,612) were unemployed.
- 27.7 (5,917) had received prior mental health treatment.
- 45.4% (9,691) of admissions reported injection drug use (past year).
- 59.0% (12,606) were between the ages of 21-39, with a mean age of 36.2 years.
- 19.4% (4,145) had children under six years of age, 8.8% (366) of these admissions reported living with their children. Thirty-two percent (6,877) were the parents of children 6-18 years old, 3.0% (209) of these admissions reported living with their children.

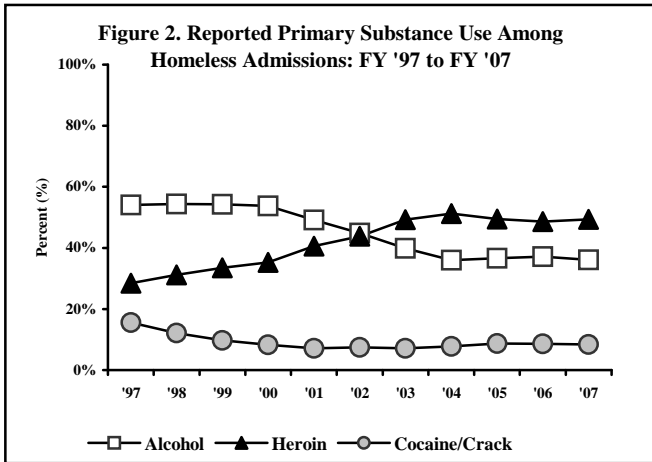
### Primary Substance of Use

In FY 2007, homeless admissions reported heroin most often as the primary drug for which they were seeking treatment. Of all admissions 49.4% (10,561) reported heroin as primary substance of use, 36.1% (7,713) alcohol, 3.6% (762) cocaine, 4.8% (1,025) crack, 1.7% (372) marijuana, 4.4% (938) *other* drugs.

### Admissions by Service Type

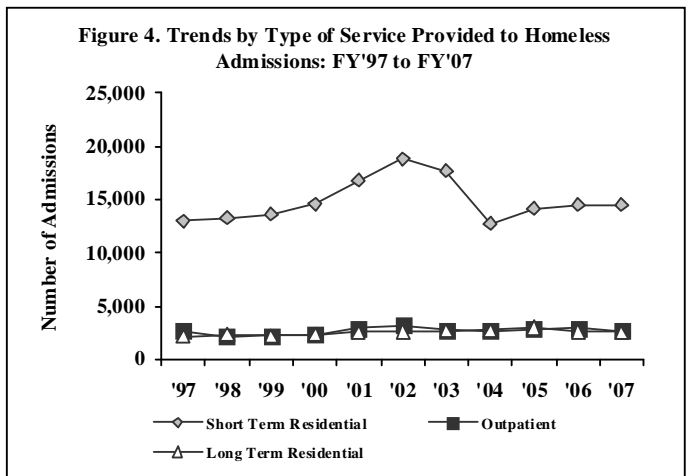
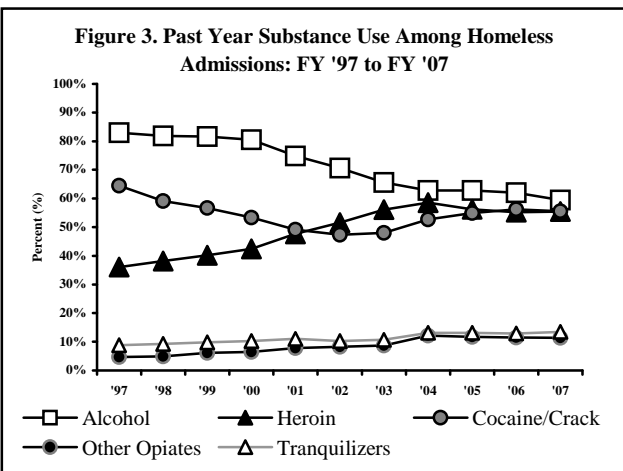
In FY 2007, admissions received services in the following service modalities:

- 67.9% (14,511) were admitted to Short Term Residential Services (less than 30 days) including Acute Treatment Services (12,868), Transitional Support Services (1,517) \*, and Post-Detox/Pre Recovery (125).
- 12.7% (2,723) received Outpatient Services including Day Treatment (512), Outpatient Counseling (1,422), County Corrections (28), Case Management (312), Acupuncture Detox (46), Expanded Treatment Services (33), Compulsive Gambling (\*\*), Narcotic Treatment (331), 1<sup>st</sup> Offender Drunk Driver (31), and 2<sup>nd</sup> Offender After Care (\*\*).
- 1.5% (331) of all admissions received Narcotic Treatment Services.
- 12.1% (2,583) were admitted to Long Term Residential Services (greater than 30 days) including Recovery Homes (1,577), Therapeutic Communities (212), Tewksbury Stabilization (471), Social Model (182), 2<sup>nd</sup> Offender Residential (18), Specialized Residential for Women (62), and Family Shelters (67).
- 7.3% (1,554) of admissions received Other Services including Supportive Housing (192) and Structured Outpatient Addiction Programs (1,348) and Parole Reentry (14).



### Substances Used in Past Year

In FY 2007, at admission alcohol remained the most reported substance used in the past year. The percents of past year use add up to more than 100% due to poly-drug use. Of all admissions 59.5% (12,715) reported past year alcohol use, 55.5% (11,858) heroin, 30.2% (6,458) cocaine, 25.4% (5,427) crack, 15.8% (3,383) marijuana, and 31.4% (6,712) all *other* drugs (other opiates/synthetics 11.4% (2,436)), Tranquilizers 13.4% (2,871).



\*This statistic does not include admissions records that were entered into the state's new Management Information System.

\*\*To protect client confidentiality statistics less than 10 events are excluded.