



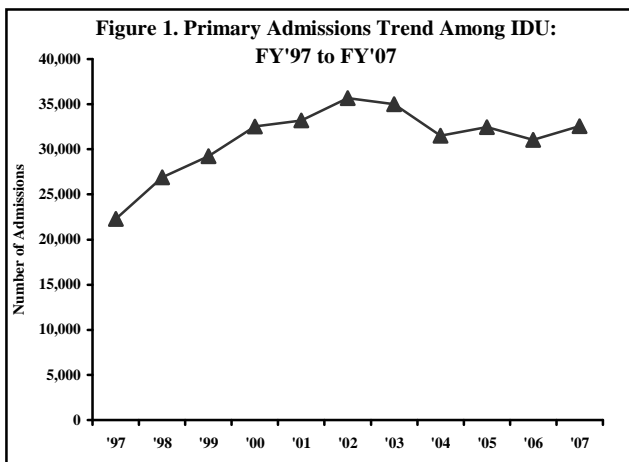
*Bureau of Substance Abuse Services*  
Substance Abuse Treatment  
Fact Sheet - FY 2007  
INTRAVENOUS DRUG USERS (IDU)



*This annual report provides information on admissions to substance abuse treatment services. Data were reported to the Massachusetts Department of Public Health, Bureau of Substance Abuse Services Management Information System (SAMIS) in FY 2007. SAMIS data include information reported by all BSAS licensed substance abuse treatment programs for FY 1997 to FY 2007.*

### Overall Treatment Admissions

In FY 2007 there were 32,624 admissions to substance abuse treatment services in Massachusetts who reported intravenous drug use (IDU) in the past year (31% of total admissions); of these 76 admissions were under 18 years of age. This report presents data on adults 18 and older. For information on substance abuse treatment services provided to clients under 18, please refer to the Adolescent Annual Report. Figure 1 illustrates treatment admissions trend for adults 18 years and older to residential and outpatient services for Fiscal Years 1997 through 2007.



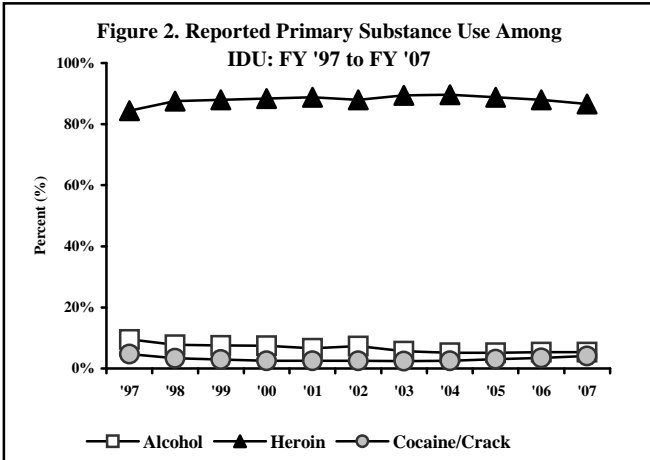
### Characteristics of Adult Admissions

In FY 2007, adult IDU admissions to substance abuse treatment reported the following characteristics:

- 70.1% (22,813) were male and 29.9% (9,735) were female.
- 79.0% (25,715) were White, 4.1% (1,333) were Black, 14.0% (4,543) were Latino and 2.9% (957) were other.
- 90.5% (29,442) were unemployed.
- 29.8% (9,691) were homeless.
- 27.3 (8,877) had received prior mental health treatment.
- 73.8% (24,034) were between the ages of 21-39, with a mean age of 31.9 years.
- 22.0% (7,173) had children under six years of age, 18% (1,301) of these admissions reported living with their children. Twenty eight percent (9,294) were the parents of children 6-18 years old, 13.49% (1,244) of these admissions reported living with their children.

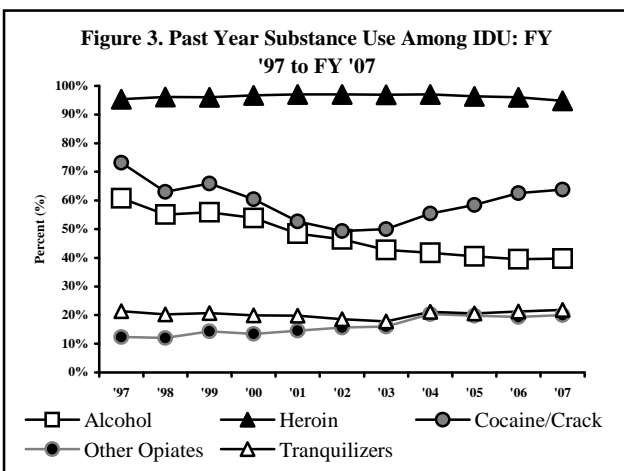
## Primary Substance of Use

In FY 2007, IDU admissions reported heroin most often as the primary drug for which they were seeking treatment. Of all admissions 87% (28,174) reported heroin as primary substance of use, 5.3% (1,734) alcohol, 2.7% (864) cocaine, 1.5% (475) crack, 0.5% (163) marijuana, 3.5% (1,138) *other* drugs.



## Substances Used in Past Year

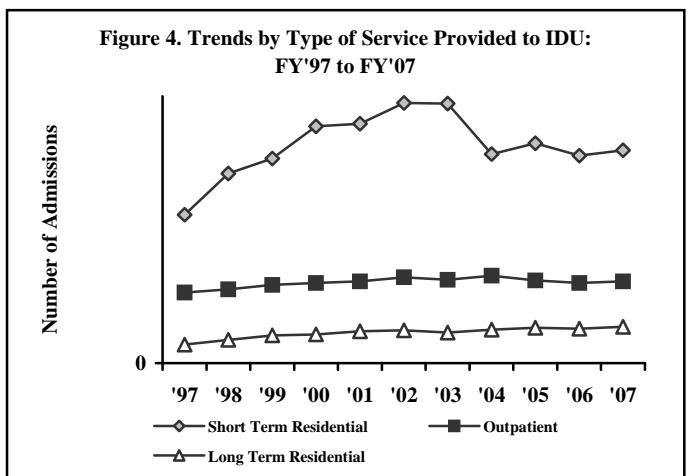
In FY 2006, at admissions heroin remained the most reported substance used in the past year among IDU. The percentages of past year use add up to more than 100% due to poly-drug use. Of all admissions 94.8% (30,839) reported past year heroin use, 39.8% (12,955) alcohol, 39.5% (12,855) cocaine, 24.3% (7,922) crack, 21.2% (6,903) marijuana, and 53.5% (17,414) *other* drugs (other opiates/synthetics 20.1% (6,547), Tranquilizers 21.8% (7,104)).



## Admissions by Service Type

In FY 2007, IDU admissions received services in the following service modalities:

- 61.3% (19,961) were admitted to Short Term Residential Services (less than 30 days) including Acute Treatment Services (18,417), Transitional Support Services (1,491) \*, and Post-Detox/Pre Recovery (53).
- 23.5% (7,664) received Outpatient Services including Day Treatment (948), Outpatient Counseling (2,782), County Corrections (404), Case Management (70), Compulsive Gambling (\*\*), Acupuncture Detox (94), Expanded Treatment Services (25), Narcotic Treatment (3,251), 1<sup>st</sup> Offender Drunk Driver (64), and 2<sup>nd</sup> Offender Aftercare (15) .
  - 10% (3,251) of all admissions received Narcotic Treatment Services.
- 10.5% (3,414) were admitted to Long Term Residential Services (greater than 30 days) including Recovery Homes (2,072), Therapeutic Communities (370), Tewksbury Stabilization (595), Social Model (174), Specialized Residential for Women (152), Family Shelters (31), and 2<sup>nd</sup> Offender Residential (20),
- 4.5% (1,458) of admissions received Other Services including Supportive Housing (120), Structured Outpatient Addiction Programs (1,148) and Parole Reentry (190).



\*This statistic does not include admissions records that were entered into the state's new Management Information System.

\*\*To protect client confidentiality statistics less than 10 events are excluded.