



*Bureau of Substance Abuse Services*  
**Substance Abuse Treatment**  
**Annual Report - FY 2010**  
**WOMEN ADMISSIONS**



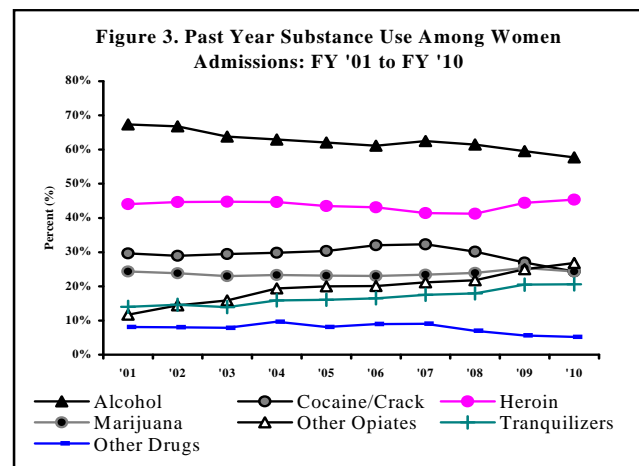
*This annual report provides information on adult admissions to substance abuse treatment services. Admission data presented here were reported to the Bureau of Substance Abuse Services (BSAS) Management Information System in FY 2010 by licensed providers.*

**Use of Illicit Drugs**

Based on 2008 – 2009 combined data from the National Survey on Drug Use and Health (<http://www.samhsa.gov/>), 10.6% of non-pregnant women aged 15-44 used illicit drugs in the past month.

**Treatment Admissions**

In FY 2010 there were 31,786 females admitted to substance abuse treatment services in Massachusetts; of these 778 admissions were under 18 years of age. This report presents data on women 18 and older. For information on substance abuse treatment services provided to women under 18, please refer to the Adolescent Annual Report. Figure 1 illustrates treatment admissions trend for women 18 years and older to all treatment services for Fiscal Years 2001 through 2010.



**Characteristics of Admissions**

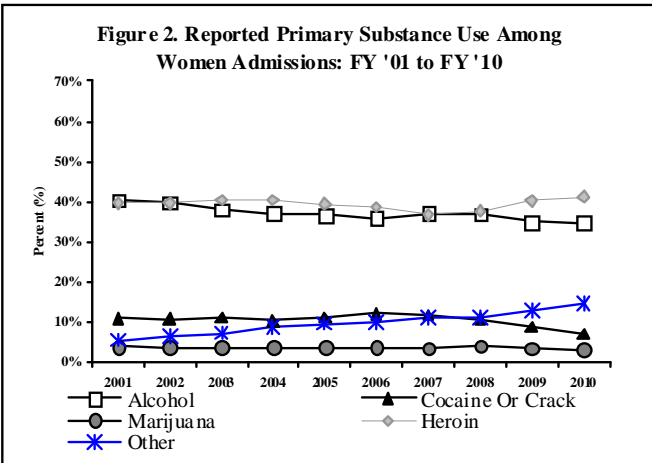
In FY 2010, women admissions to substance abuse treatment reported the following characteristics:

- 86.5% (26,188) were White, 7.0% (2,129) were Black, 0.9% (282) were multi-racial and 5.6% (1,708) were other race.
- 6.8% (2,085) of these admissions were Hispanic.
- 81.5% (24,908) were unemployed.
- 15.5% (4,626) were homeless.
- 54.7% (13,848) had received prior mental health treatment.
- 40.4% (12,353) reported injection drug use (past year).
- 61.5% (18,800) were between the ages of 21-39, with a mean age of 33.6 years.
- 25.5% (7,795) had children under six years of age, 11.2% (872) of these admissions reported living with their children. Thirty one percent (9,461) were the parents of children 6-18 years old, 7.3% (694) of these admissions reported living with their children.

<sup>L</sup> Prior to FY 2007, all data was collected in the Substance Abuse Management Information Legacy System. Beginning with 2007, BSAS started the gradual transition to the new MIS

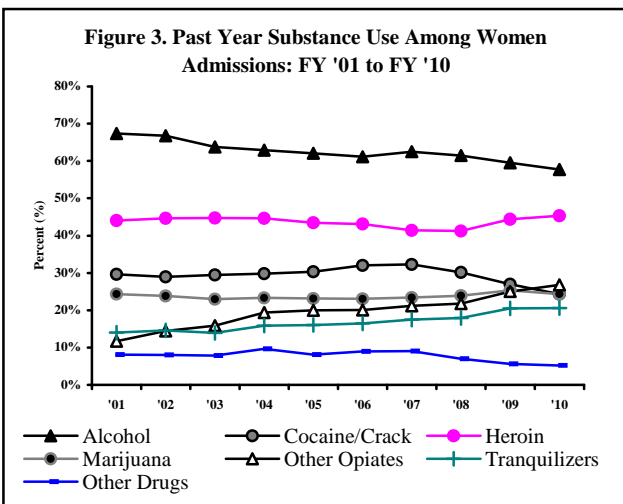
## Primary Substance of Use

In FY 2010, women admissions reported alcohol and heroin most often as the primary drug for which they were seeking treatment. Of all admissions, 34.7% (10,615) reported alcohol as primary substance of use, 41.1% (12,550) heroin, 6.8% (2,076) crack or cocaine, 3.0% (923) marijuana, and 14.4% (4,391) *other* drugs.



## Substances Used in Past Year

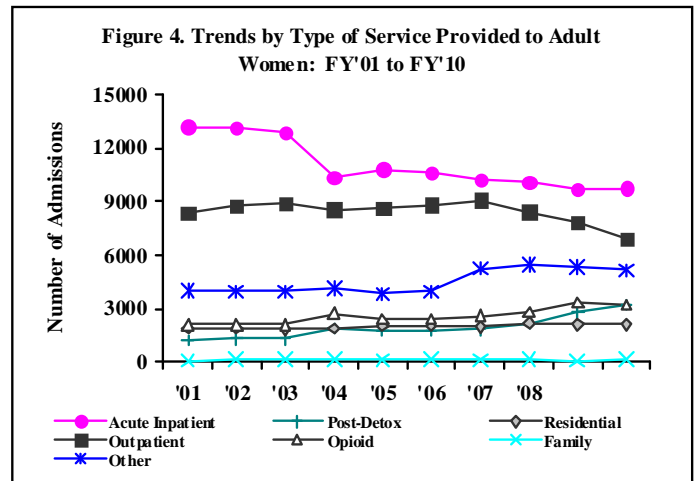
In FY 2010, among women clients at admission alcohol and heroin remained the most reported substances used in the past year. The percentages of past year use add up to more than 100% due to poly-drug use. Of all these admissions 57.8% (17,502) reported past year alcohol use, 24.4% (7,443) reported crack and/or cocaine use, 45.3% (13,729) reported heroin use, 24.3% (7,377) reported marijuana use, 26.8% (8,189) reported other opiates/synthetics use, 20.6% (6,300) reported tranquilizer use, and 5.2% (1,598) reported using *any other* drugs.



## Admissions by Service Type

In FY 2010, adult women admissions received services in the following service categories:

- 31.9% (9,737) were admitted to Acute Inpatient Treatment Services.
- 10.6% (3,250) were admitted to Post-Detox Treatment Services.
- 7.0% (2,132) were admitted to Residential Treatment Services.
- 22.7% (6,937) were admitted to Outpatient Treatment Services.
- 10.5% (3,207) were admitted to Opioid Treatment Services.
- 0.5% (142) were admitted to Family Treatment Services.
- 16.8% (5,145) were admitted to Other Treatment Services.



Prepared by Massachusetts Department of Public Health, Bureau of Substance Abuse Services, Office of Statistics and Evaluation