

FMCB Commuter Rail Update

March 18, 2019

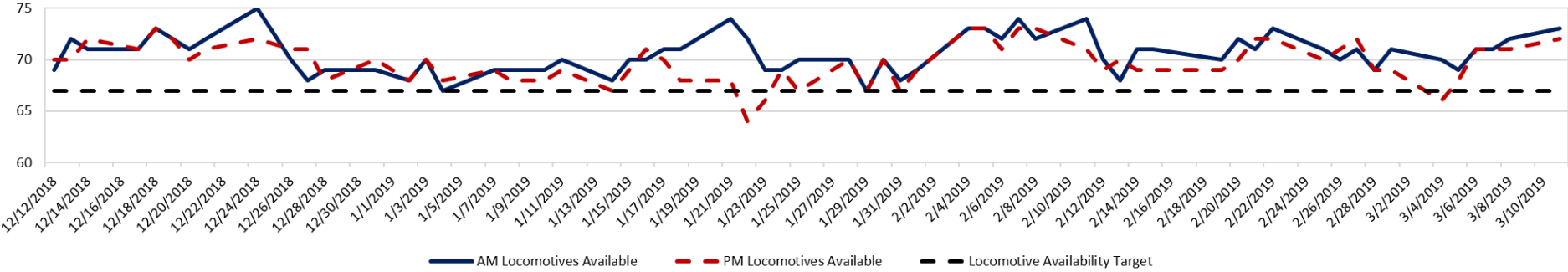


Equipment Availability



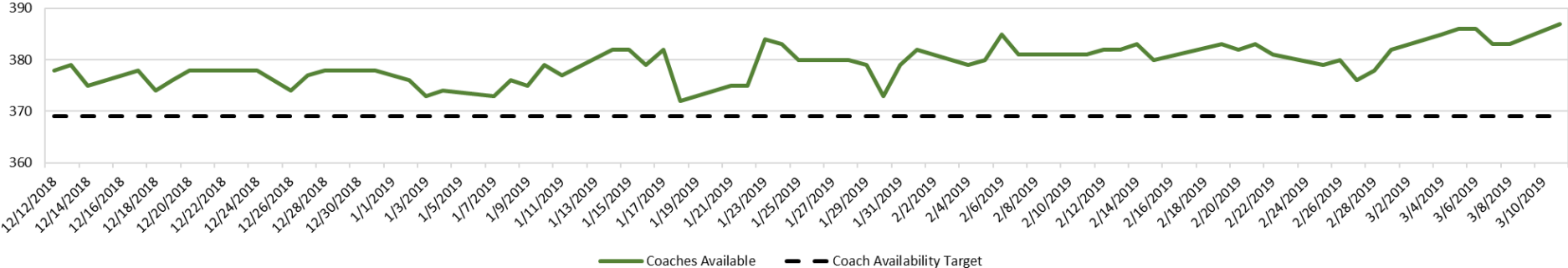
Target: 67 Locomotives Available

Locomotive Availability
(last 12 weeks)



Target: 369 Coaches Available

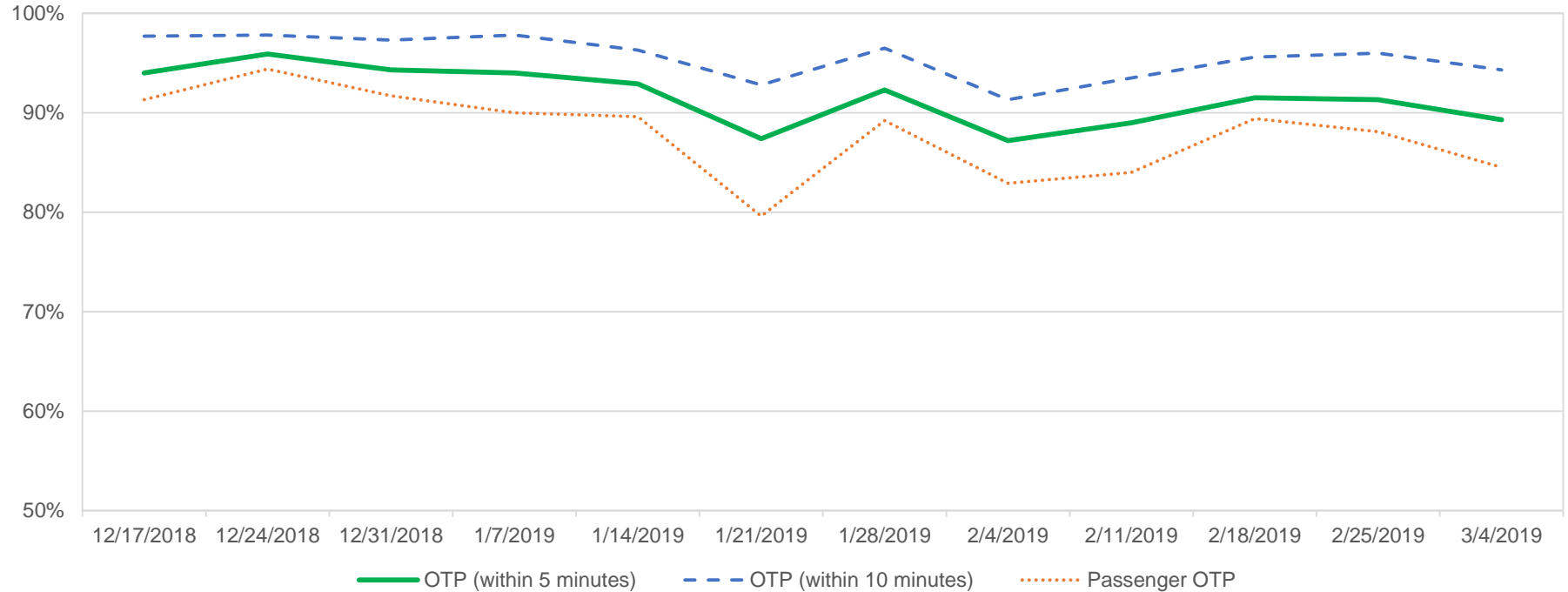
Coach Availability
(last 12 weeks)





On Time Performance

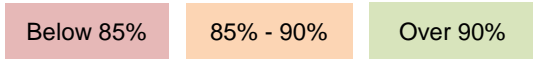
On Time Performance (OTP) by Week



OTP Within 5 Minutes



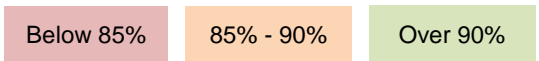
	March 2018	April 2018	May 2018	June 2018	July 2018	August 2018	September 2018	October 2018	November 2018	December 2018	January 2019	February 2019	Trailing Year Average
Fairmount	96.4%	97.9%	97.9%	95.3%	96.8%	95.2%	94.1%	97.2%	95.3%	98.3%	96.2%	96.9%	96.5%
Fitchburg	87.5%	86.7%	84.9%	87.0%	85.5%	88.0%	88.1%	87.1%	76.3%	88.4%	88.1%	87.5%	86.3%
Franklin	88.6%	89.2%	82.5%	84.9%	77.8%	80.2%	84.8%	82.8%	79.7%	90.8%	89.5%	89.1%	84.9%
Greenbush	85.7%	98.0%	94.6%	95.4%	93.5%	93.7%	94.7%	94.6%	91.7%	98.0%	94.8%	93.2%	94.0%
Haverhill	82.4%	90.6%	93.9%	93.0%	92.3%	92.6%	92.5%	92.5%	88.6%	93.1%	94.2%	92.5%	91.5%
Kingston/Plymouth	84.8%	94.0%	93.0%	90.1%	90.2%	91.6%	92.7%	90.6%	87.3%	95.4%	92.4%	89.0%	90.9%
Lowell	84.9%	90.9%	89.2%	92.7%	91.8%	93.0%	90.6%	89.6%	85.3%	95.4%	95.0%	91.8%	90.8%
Middleboro	85.6%	95.7%	90.3%	89.4%	88.1%	88.5%	91.8%	91.3%	88.3%	93.6%	87.5%	88.7%	89.9%
Needham	90.0%	91.4%	90.2%	92.0%	88.8%	91.6%	94.6%	89.9%	85.3%	92.2%	92.0%	86.5%	90.4%
Newburyport	85.8%	92.2%	92.7%	92.7%	91.9%	89.8%	92.6%	86.8%	85.3%	94.6%	93.7%	91.6%	90.8%
Providence	88.1%	86.5%	87.8%	87.1%	81.4%	86.6%	84.0%	82.5%	83.0%	89.0%	90.7%	88.4%	86.2%
Rockport	85.5%	92.7%	93.8%	92.2%	93.4%	90.1%	93.4%	86.4%	85.4%	96.2%	95.0%	90.9%	91.2%
Stoughton	86.5%	86.9%	87.1%	88.7%	81.1%	82.7%	84.3%	82.4%	80.1%	90.7%	87.3%	82.9%	85.0%
Worcester	89.6%	90.8%	88.0%	83.0%	78.9%	88.5%	93.3%	85.7%	82.4%	90.5%	88.8%	87.0%	87.3%
Grand Total	87.5%	91.4%	90.3%	90.0%	87.8%	89.4%	90.8%	88.3%	85.2%	93.2%	91.9%	89.9%	89.6%





OTP Within 10 Minutes

	March 2018	April 2018	May 2018	June 2018	July 2018	August 2018	September 2018	October 2018	November 2018	December 2018	January 2019	February 2019	Trailing Year Average
Fairmount	98.4%	99.3%	99.5%	97.8%	98.8%	97.2%	97.2%	98.6%	98.0%	99.5%	97.5%	98.2%	98.4%
Fitchburg	93.1%	93.1%	93.2%	92.9%	93.0%	94.4%	93.7%	93.6%	85.7%	94.4%	93.5%	91.9%	92.7%
Franklin	94.4%	95.5%	91.9%	93.1%	87.5%	89.2%	92.2%	91.0%	90.9%	96.3%	95.0%	93.1%	92.5%
Greenbush	89.5%	98.9%	97.3%	97.8%	95.8%	96.8%	96.5%	96.9%	95.1%	98.6%	96.7%	96.0%	96.3%
Haverhill	89.8%	96.2%	96.5%	97.0%	96.5%	96.0%	96.5%	96.9%	94.1%	96.9%	96.7%	96.6%	95.8%
Kingston/Plymouth	89.3%	98.0%	96.6%	96.0%	95.8%	96.0%	96.2%	94.7%	91.0%	98.0%	94.5%	93.8%	95.0%
Lowell	92.1%	96.9%	96.7%	97.4%	97.0%	97.4%	96.5%	95.5%	94.4%	98.5%	97.5%	96.6%	96.3%
Middleboro	91.1%	98.3%	95.4%	95.2%	94.0%	92.2%	95.1%	94.7%	93.5%	97.4%	93.2%	92.7%	94.4%
Needham	96.2%	96.8%	95.1%	96.7%	94.9%	96.6%	98.7%	95.3%	93.4%	97.3%	97.6%	93.7%	96.0%
Newburyport	91.2%	97.1%	97.2%	96.2%	98.2%	96.1%	97.6%	93.5%	94.1%	97.8%	96.4%	94.8%	95.8%
Providence	92.9%	94.0%	94.1%	94.3%	90.8%	93.9%	92.5%	91.9%	90.8%	95.4%	95.3%	93.6%	93.3%
Rockport	90.6%	96.4%	97.2%	97.4%	97.0%	94.6%	98.1%	93.8%	91.8%	98.0%	98.3%	94.8%	95.7%
Stoughton	94.0%	94.7%	94.4%	94.2%	89.9%	90.3%	92.8%	89.8%	90.6%	94.8%	95.5%	88.2%	92.4%
Worcester	93.9%	96.2%	94.7%	90.2%	88.1%	93.7%	96.5%	91.9%	91.9%	95.5%	94.8%	91.9%	93.3%
Grand Total	92.8%	96.4%	95.7%	95.3%	94.0%	94.6%	95.7%	94.1%	92.6%	97.0%	95.9%	94.2%	94.9%





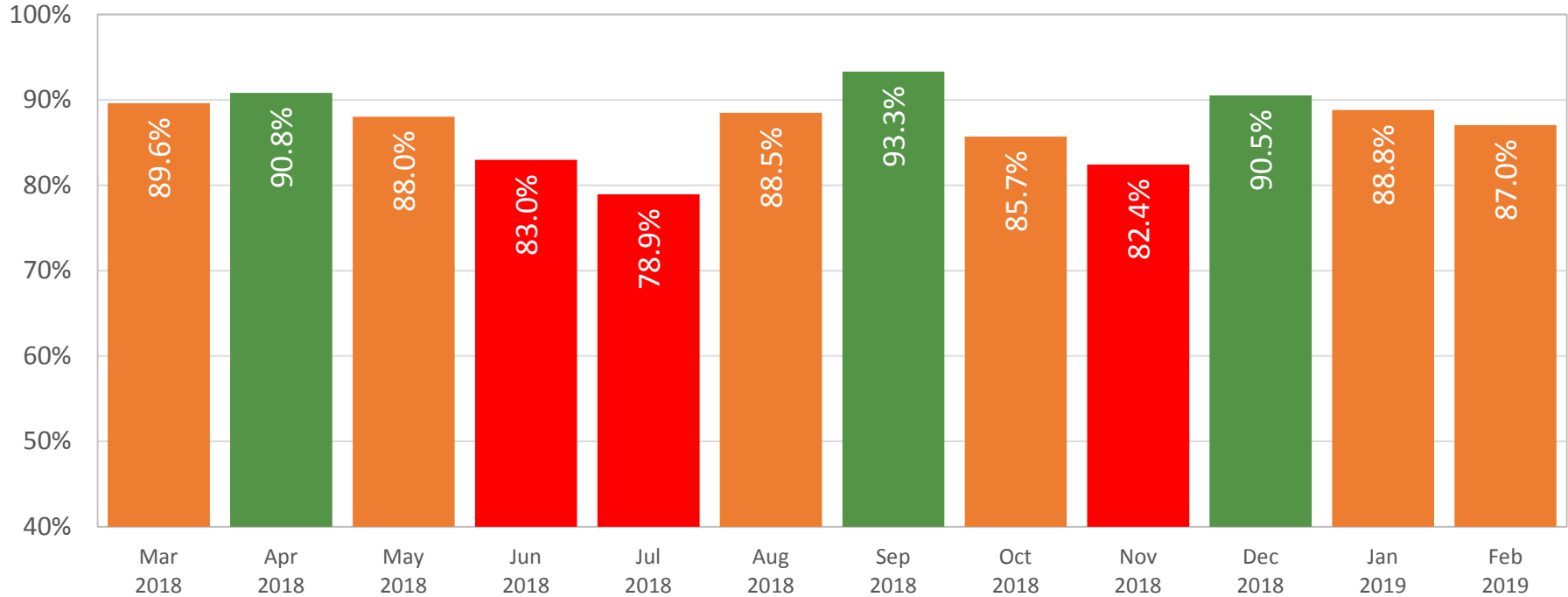
Commuter Rail Performance: Best 3 Months in Contract History

- ⦿ The commuter rail achieved 91.7% OTP within 5 minutes December 2018 – February 2019
 - December 2018 OTP: 93.2%
 - January 2019 OTP: 91.9%
 - February 2019 OTP: 89.9%
- ⦿ Previous best was 91.2% March – May 2016
- ⦿ 12 weekdays above 95% OTP within 5 minutes
- ⦿ 58% of weekdays were above 92% OTP
- ⦿ Performance headwinds include
 - Patriots parade: 59% OTP on 2/5 with highest ridership ever (month's OTP without parade was 91.4%)
 - Winter storms and extreme cold

Worcester Line Performance



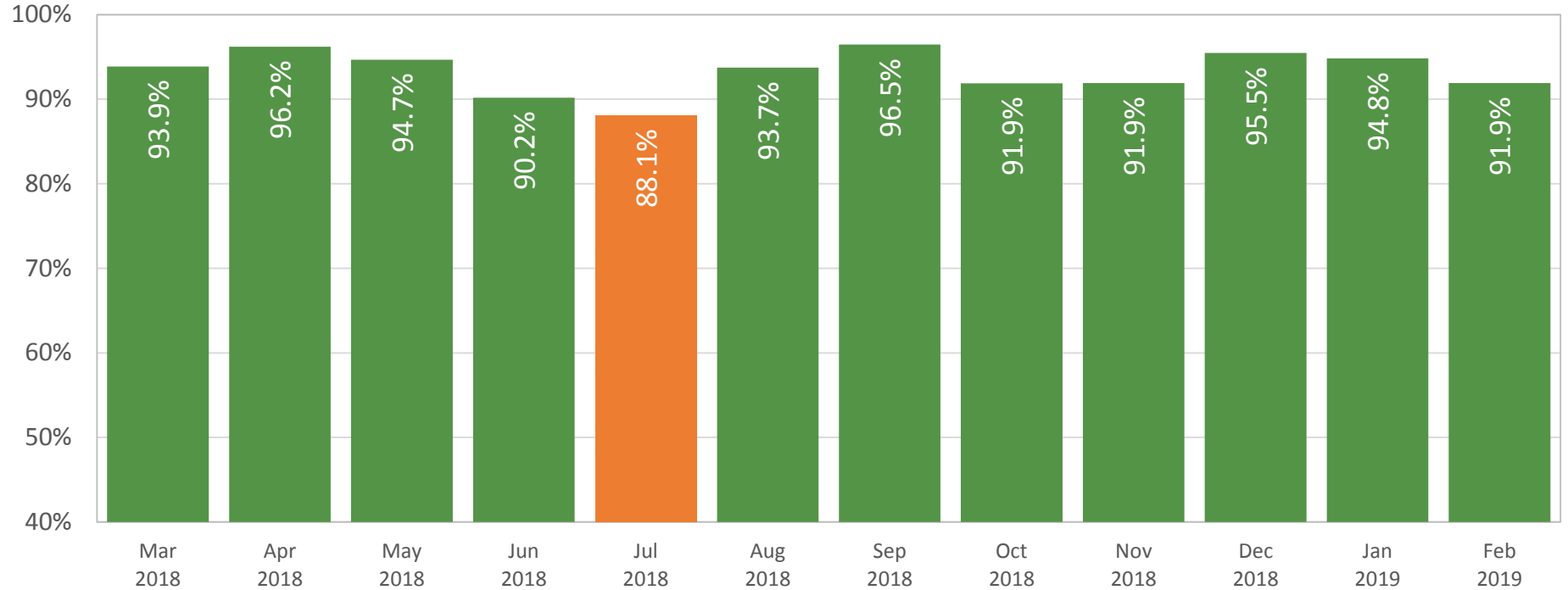
Worcester Line OTP Within 5 Min



Worcester Line Performance



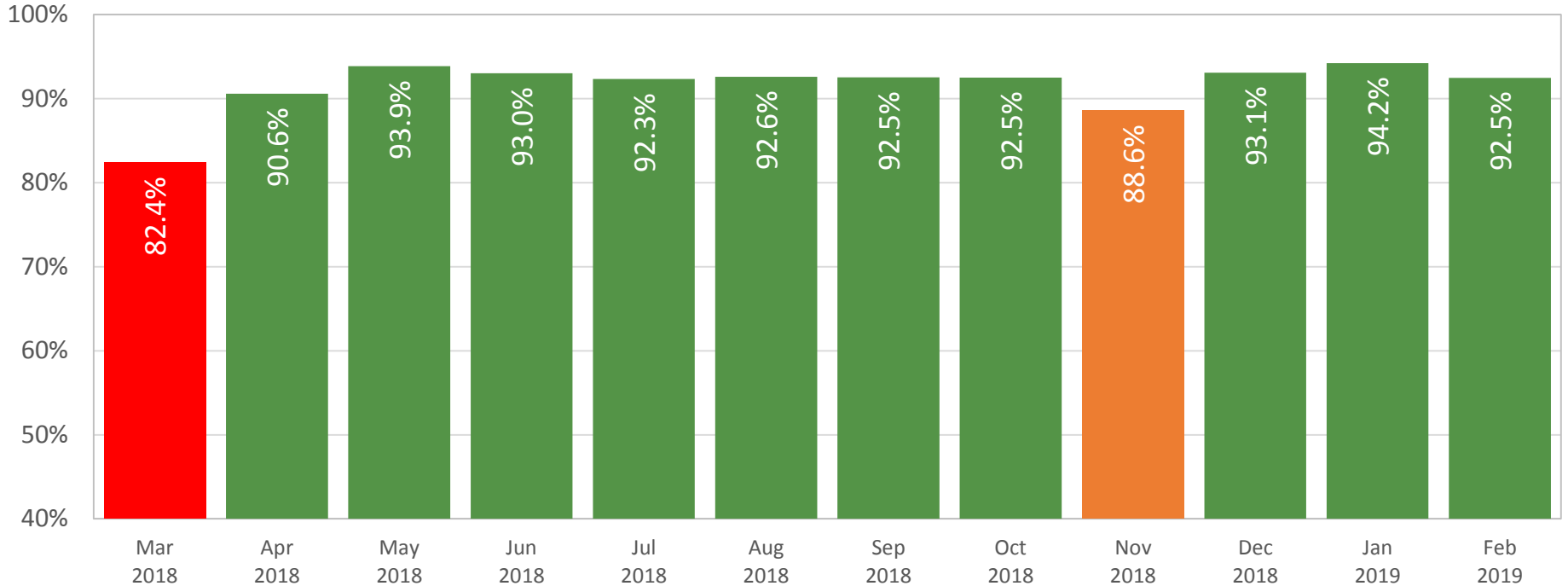
Worcester Line OTP Within 10 Min



Haverhill Line Performance



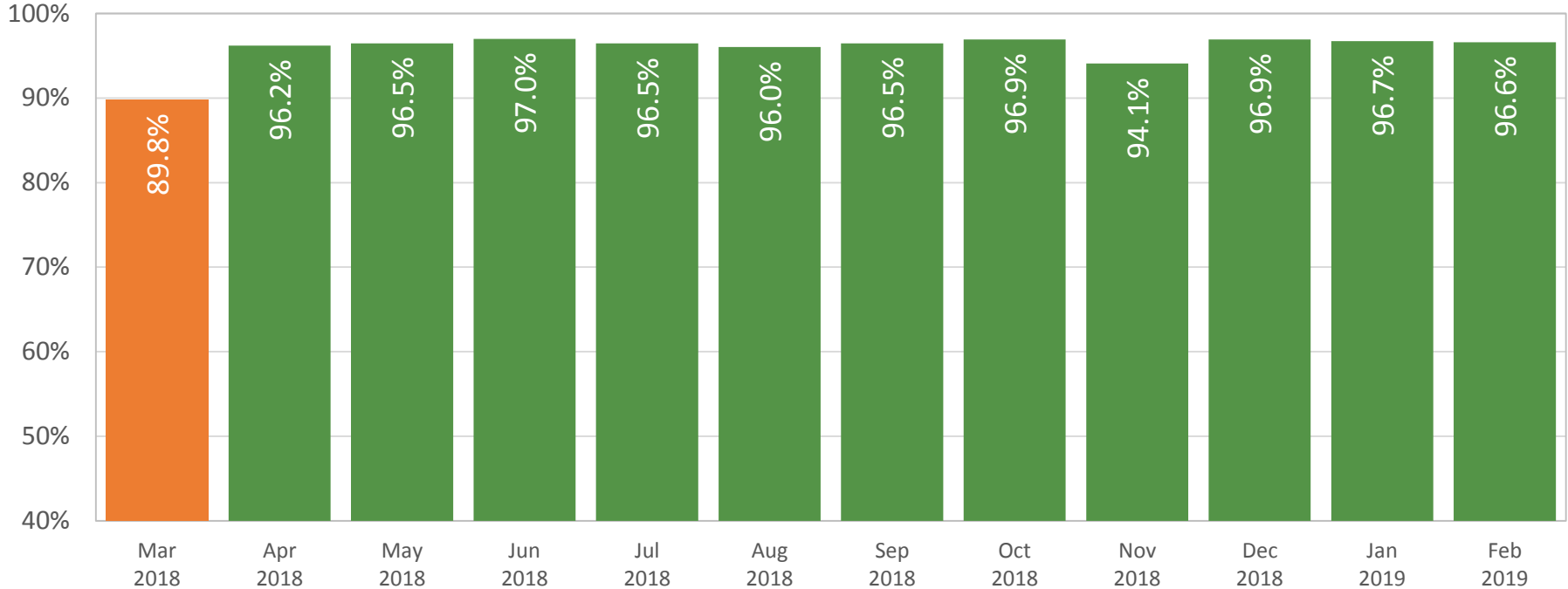
Haverhill Line OTP Within 5 Min



Haverhill Line Performance



Haverhill Line OTP Within 10 Min



Progress in safety and performance

- Recognition by MBTA for employees contributions to safety culture at Keolis and on Commuter Rail
 - 10 Keolis employees recognized January 31
 - Reportable injuries decreased between 2017 and 2018

