

Massachusetts Division of Insurance
Quarterly Report of Health Maintenance Organization Membership in Closed Network Health Plans
as of March 31, 2018¹

Closed Network

| COMPARISON OF 1ST QUARTER MEMBERSHIP TO THOSE OF PRIOR THREE QUARTERS | 2nd Quarter 2017 Members at End of Quarter | 3rd Quarter 2017 Members at End of Quarter | 4th Quarter 2017 Members at End of Quarter | 1st Quarter 2018 Members at End of Quarter | Member Change 4th Qtr. 17 to 1st Qtr. 18 | Percent Change 4th Qtr. 17 to 1st Qtr. 18 | 1st Quarter 2018 Share of Massachusetts Closed Network Market |
|---|--|--|--|--|---|--|--|
| Aetna Health Inc. ² | 2,523 | 2,490 | 2,044 | 840 | (1,204) | -58.9% | 0.0% |
| Blue Cross and Blue Shield of Massachusetts HMO Blue, Inc. | 445,562 | 449,446 | 448,287 | 444,384 | (3,903) | -0.9% | 21.0% |
| Boston Medical Center Health Plan, Inc. | 244,432 | 244,613 | 247,395 | 354,803 | 107,408 | 43.4% | 16.8% |
| CeltiCare Health Plan of Massachusetts, Inc. ³ | 42,579 | 39,101 | 34,111 | 0 | (34,111) | -100.0% | 0.0% |
| ConnectiCare of Massachusetts, Inc. | 408 | 411 | 367 | 318 | (49) | -13.4% | 0.0% |
| Fallon Community Health Plan, Inc. | 109,997 | 135,754 | 131,104 | 183,880 | 52,776 | 40.3% | 8.7% |
| Harvard Pilgrim Health Care, Inc. | 162,437 | 153,097 | 149,909 | 145,852 | (4,057) | -2.7% | 6.9% |
| Health New England, Inc. | 144,449 | 148,384 | 145,976 | 122,835 | (23,141) | -15.9% | 5.8% |
| Minuteman Health, Inc. ⁴ | 8,611 | 8,516 | 7,517 | 0 | (7,517) | -100.0% | 0.0% |
| Neighborhood Health Plan, Inc. | 376,325 | 364,903 | 346,937 | 138,583 | (208,354) | -60.1% | 6.6% |
| Tufts Health Public Plans, Inc. (formerly Network Health, LLC) | 361,314 | 357,830 | 364,335 | 450,185 | 85,850 | 23.6% | 21.3% |
| Tufts Associated HMO, Inc. ⁵ | 274,615 | 273,200 | 273,479 | 270,732 | (2,747) | -1.0% | 12.8% |
| Totals | 2,173,252 | 2,177,745 | 2,151,461 | 2,112,412 | (39,049) | -1.8% | 100.0% |

PPO

| COMPARISON OF 1ST QUARTER MEMBERSHIP TO THOSE OF PRIOR THREE QUARTERS | 2nd Quarter 2017 Members at End of Quarter | 3rd Quarter 2017 Members at End of Quarter | 4th Quarter 2017 Members at End of Quarter | 1st Quarter 2018 Members at End of Quarter | Member Change 4th Qtr. 17 to 1st Qtr. 18 | Percent Change 4th Qtr. 17 to 1st Qtr. 18 | 1st Quarter 2018 Share of Massachusetts PPO Market |
|---|--|--|--|--|---|--|---|
| Aetna Health Inc. ² | 55 | 45 | 39 | 0 | (39) | -100.0% | 0.0% |
| Blue Cross and Blue Shield of Massachusetts HMO Blue, Inc. | 174,277 | 175,539 | 173,872 | 178,580 | 4,708 | 2.7% | 89.1% |
| Boston Medical Center Health Plan, Inc. | 0 | 0 | 0 | 0 | 0 | 0.0% | 0.0% |
| CeltiCare Health Plan of Massachusetts, Inc. ³ | 0 | 0 | 0 | 0 | 0 | 0.0% | 0.0% |
| ConnectiCare of Massachusetts, Inc. | 56 | 47 | 43 | 42 | (1) | -2.3% | 0.0% |
| Fallon Community Health Plan, Inc. | 0 | 0 | 0 | 0 | 0 | 0.0% | 0.0% |
| Harvard Pilgrim Health Care, Inc. | 19,492 | 19,241 | 18,619 | 17,850 | (769) | -4.1% | 8.9% |
| Health New England, Inc. | 2,707 | 2,744 | 2,838 | 2,982 | 144 | 5.1% | 1.5% |
| Minuteman Health, Inc. ⁴ | 443 | 434 | 328 | 0 | (328) | -100.0% | 0.0% |
| Neighborhood Health Plan, Inc. | 399 | 356 | 434 | 486 | 52 | 12.0% | 0.2% |
| Tufts Health Public Plans, Inc. (formerly Network Health, LLC) | 0 | 0 | 0 | 0 | 0 | 0.0% | 0.0% |
| Tufts Associated HMO, Inc. ⁵ | 785 | 751 | 752 | 595 | (157) | -20.9% | 0.3% |
| Totals | 198,214 | 199,157 | 196,925 | 200,535 | 3,610 | 1.8% | 100.0% |

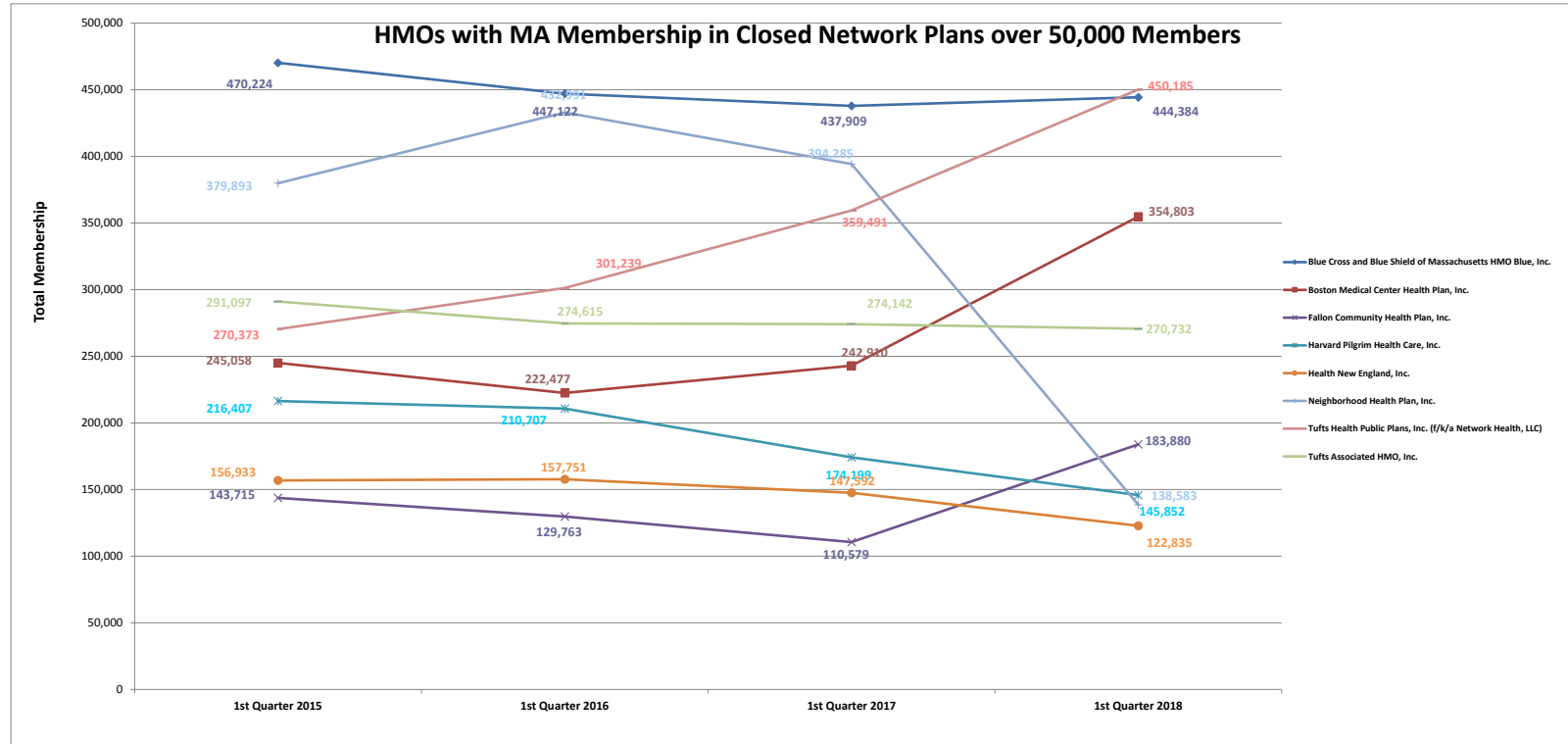
¹ Information reported by HMOs as of the end of the first quarter of 2018 based upon the Massachusetts Division of Insurance's "Guidelines for Reporting Membership & Utilization Statistics - Version 6.1" that instructs HMOs to exclude members for whom the HMO did not bear any financial risk. Starting with the first quarter of 2017, carriers are no longer submitting data for this report directly to the Division. Instead, the first quarter 2017 data shown in this report was produced by the Center for Health Information and Analysis using data submissions by the HMOs to the All-Payer Claims Database. As a result, comparing membership from the fourth quarter of 2016 to the first quarter of 2017 may not be appropriate, as the data is taken from separate sources.

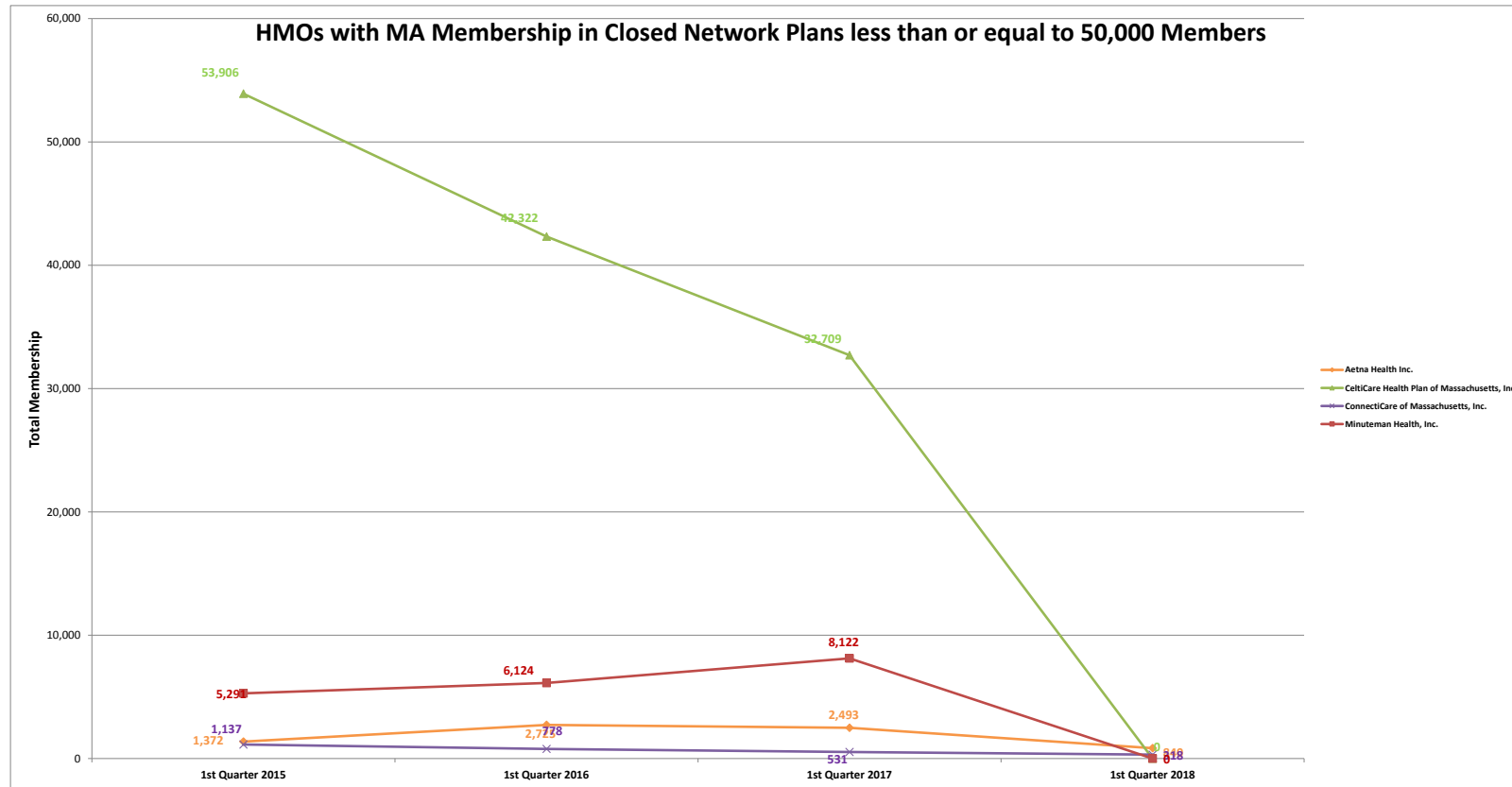
² Effective September 1, 2010, Aetna Health Inc. ceased offering small group health plans in Massachusetts and began nonrenewing all small group health business as of April 1, 2011.

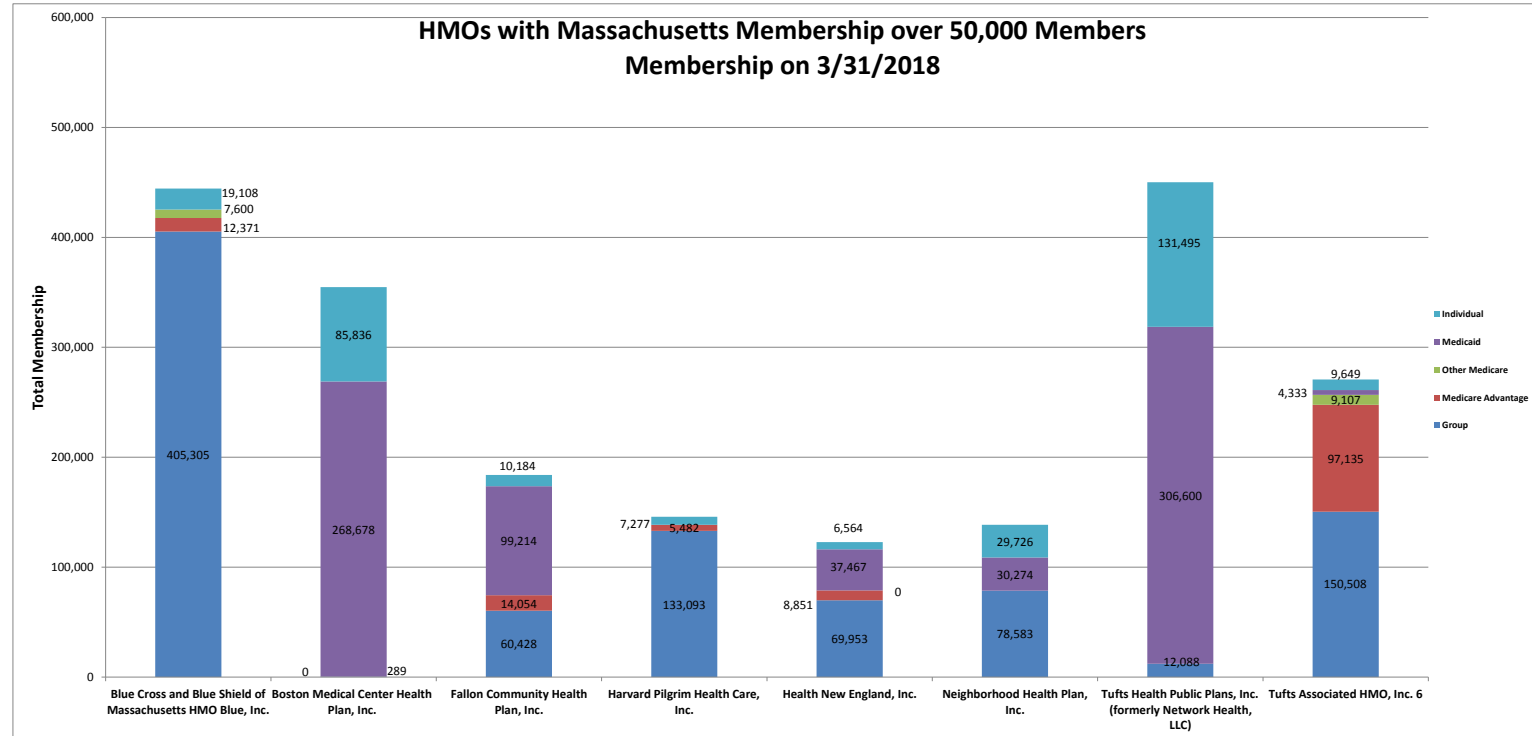
³ Effective December 31, 2017, CeltiCare Health, Inc. ceased offering plans in Massachusetts and exited the Massachusetts market as of December 31, 2017.

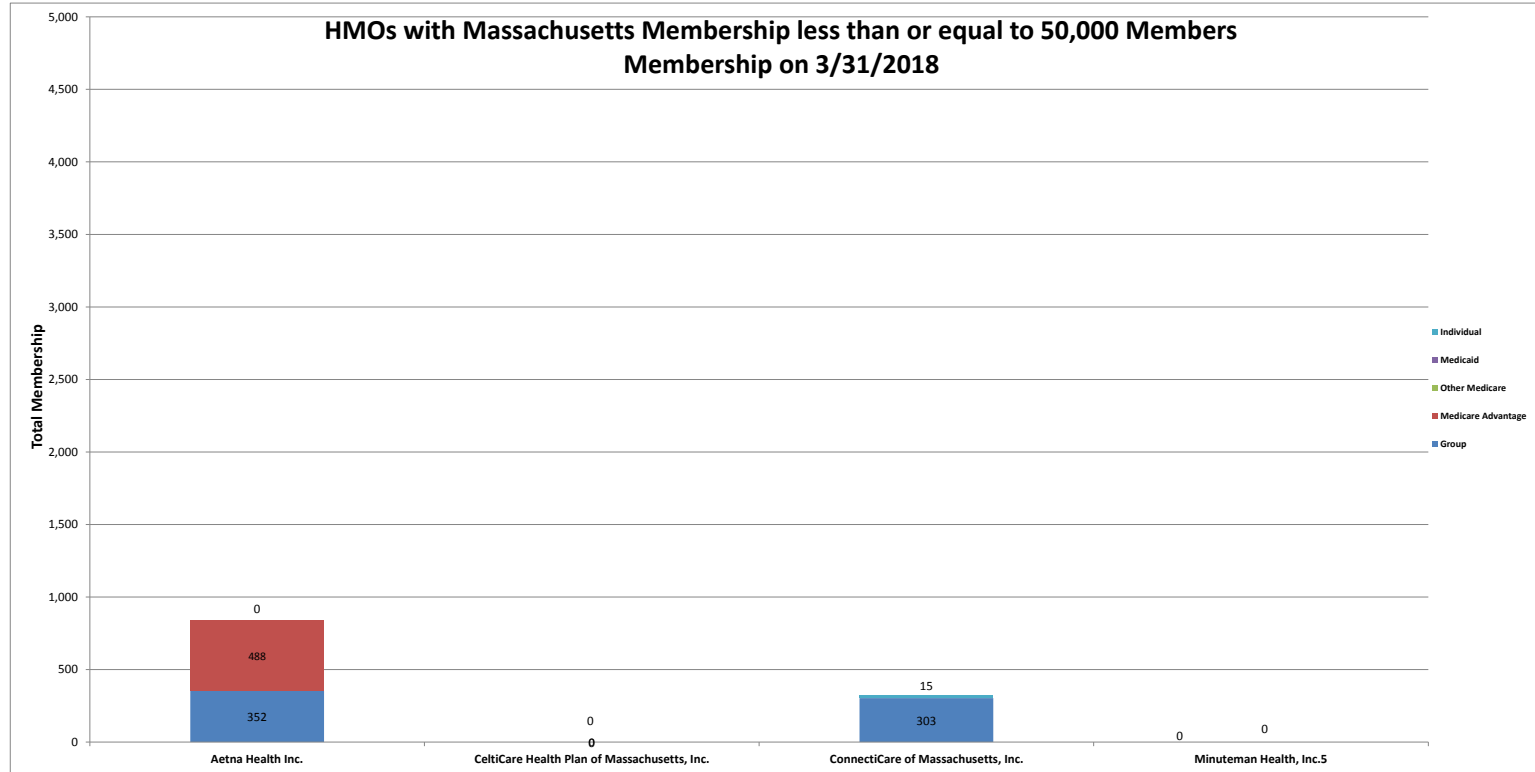
⁴ Membership in plans offered by Minuteman Health, Inc. began January 1, 2014. Minuteman Health, Inc. exited the Massachusetts market as of December 31, 2017.

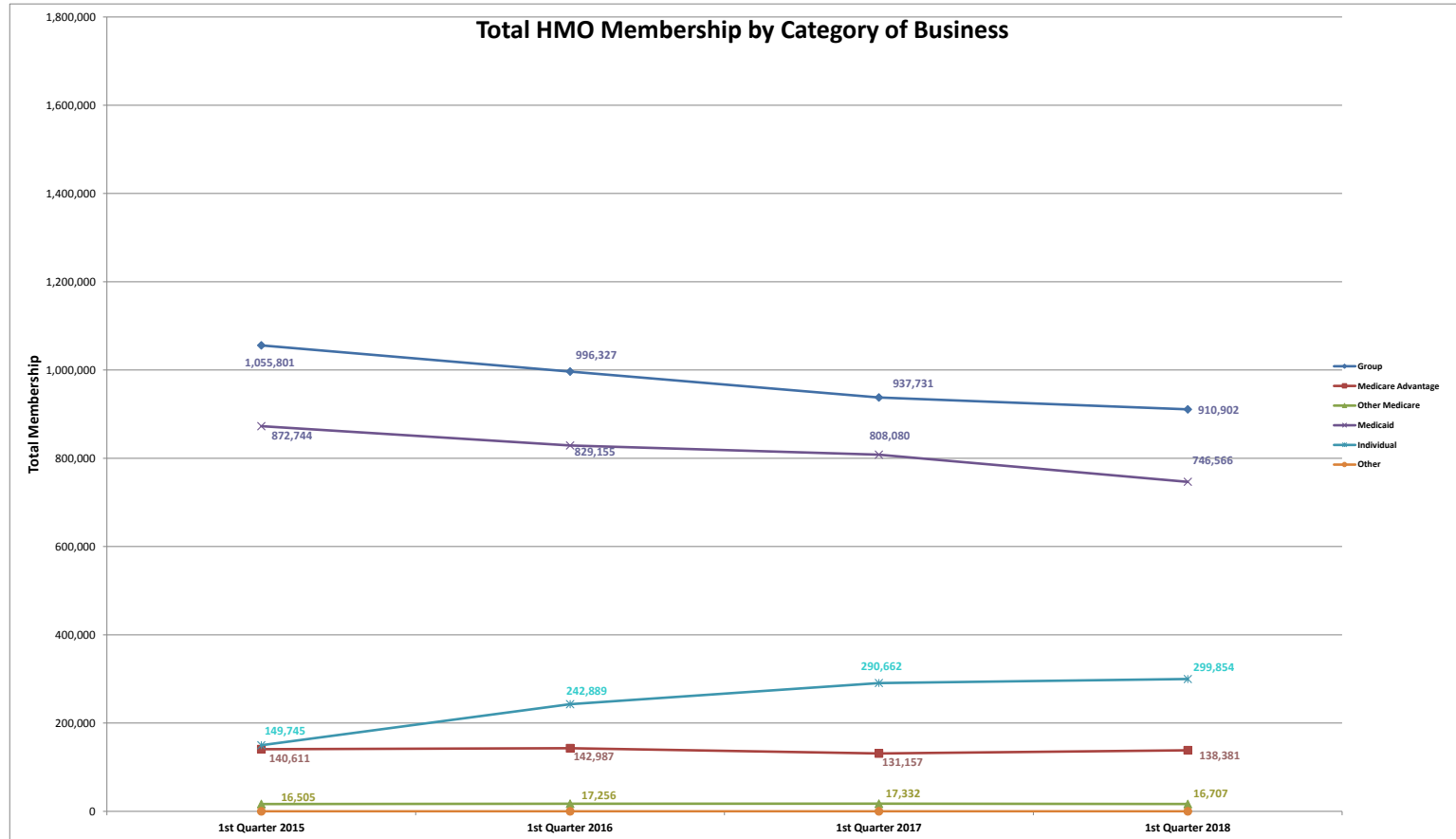
⁵ Doing business as Tufts Associated Health Plan ("TAHMO") and as Tufts Health Plan ("THP").

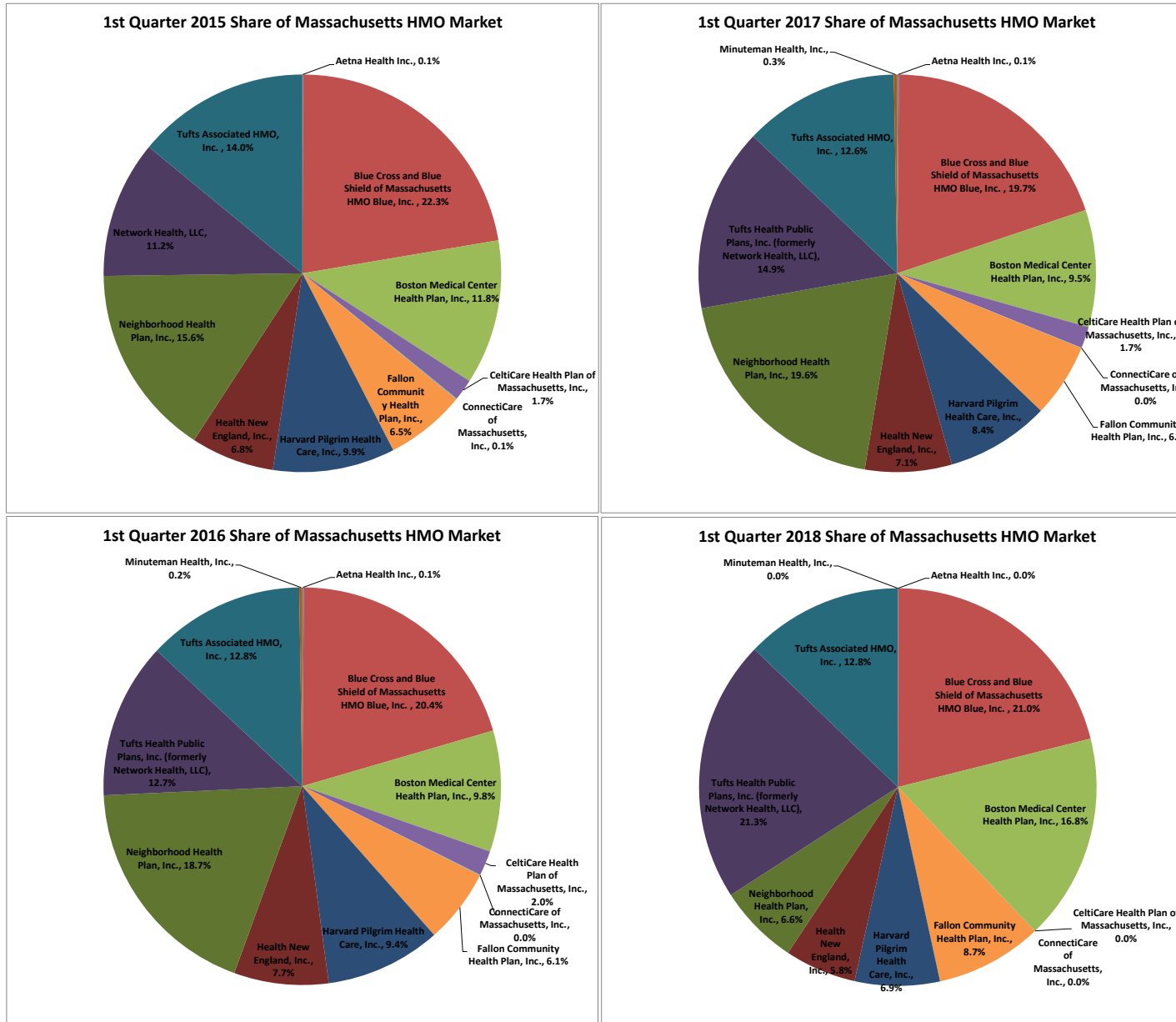












¹Membership charts reflect those persons enrolled only in closed network plans; so-called "dual certificate option" plan (POS) members and insured preferred provider plan members are not included in this report.

²Effective December 31, 2017, CeltiCare Health, Inc. ceased offering plans in Massachusetts and exited the Massachusetts market as of December 31, 2017.

³Membership in plans offered by Minuteman Health, Inc. began January 1, 2014. Minuteman Health, Inc. exited the Massachusetts market as of December 31, 2017.