

EMERGENCY ALERTS

Coronavirus Update

SHOW ALERTS ▾



Mass.gov

PRESS RELEASE

Massachusetts Weekly Unemployment Claimant Data 09-17-20

FOR IMMEDIATE RELEASE:

9/17/2020

Executive Office of Labor and Workforce Development

MEDIA CONTACT

Charles Pearce, Director of Communications, Executive Office of Labor and Workforce Development

Phone

(617) 894-4550 (tel:6178944550)

Online

Charles.Pearce@massmail.state.ma.us (mailto:Charles.Pearce@massmail.state.ma.us)

MASSACHUSETTS – Following four consecutive weeks of increases, Massachusetts had 17,824 individuals file an initial claim for regular Unemployment Insurance (UI) for the week ending September 12, a small decrease of 307 over the previous week. Since March 15, a total of 1,262,130 initial claim for regular UI have been filed. For the thirteenth consecutive week of decreases, continued UI claims for week ending September 12, at 367,946, were down 19,883 or 5.1 percent over the previous week.

The Pandemic Unemployment Assistance (PUA) initial claims filed from September 6 to September 12, at 11,643, were just slightly higher than the previous week. Since April 20, 2020, 768,811 claimants have filed an initial claim for the PUA.

The Pandemic Emergency Unemployment Compensation (PEUC), which provided up to 13 weeks of extended benefits, was implemented on May 21. For the week ending September 12, 11,514 PEUC initial claims were filed, an increase of 4,769 over the previous week as claimants exhausted their regular UI claim. Since implementation, PEUC filings now total 125,842.

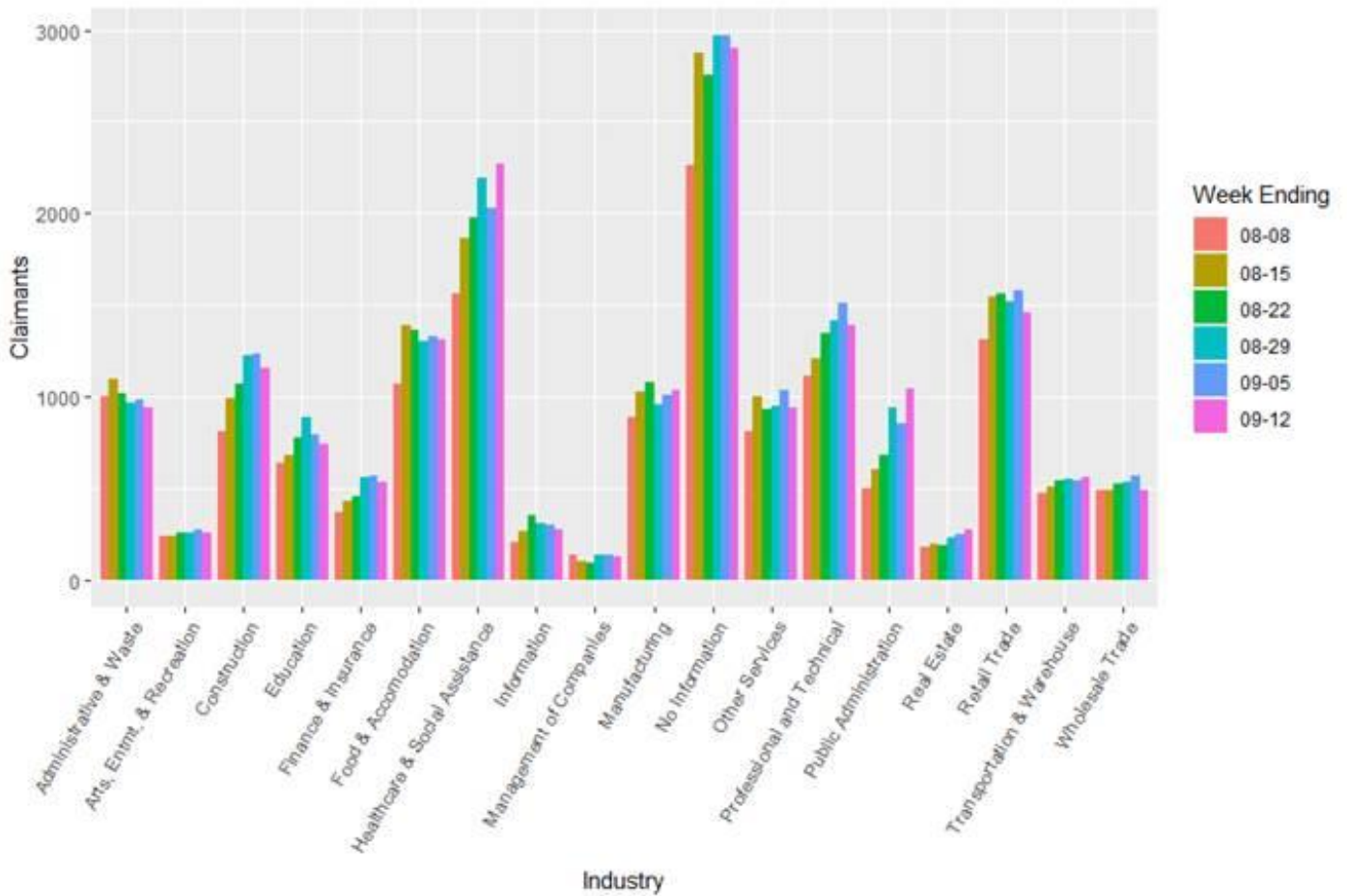
Initial Claims Filed

Industry	Week Ending 9/5	Week Ending 9/12	Change	% Change
Agriculture, Forestry, Fishing and Hunting	93	49	-44	-47.3%
Mining	7	5	-2	-28.6%
Utilities	48	42	-6	-12.5%
Construction	1,234	1,154	-80	-6.5%

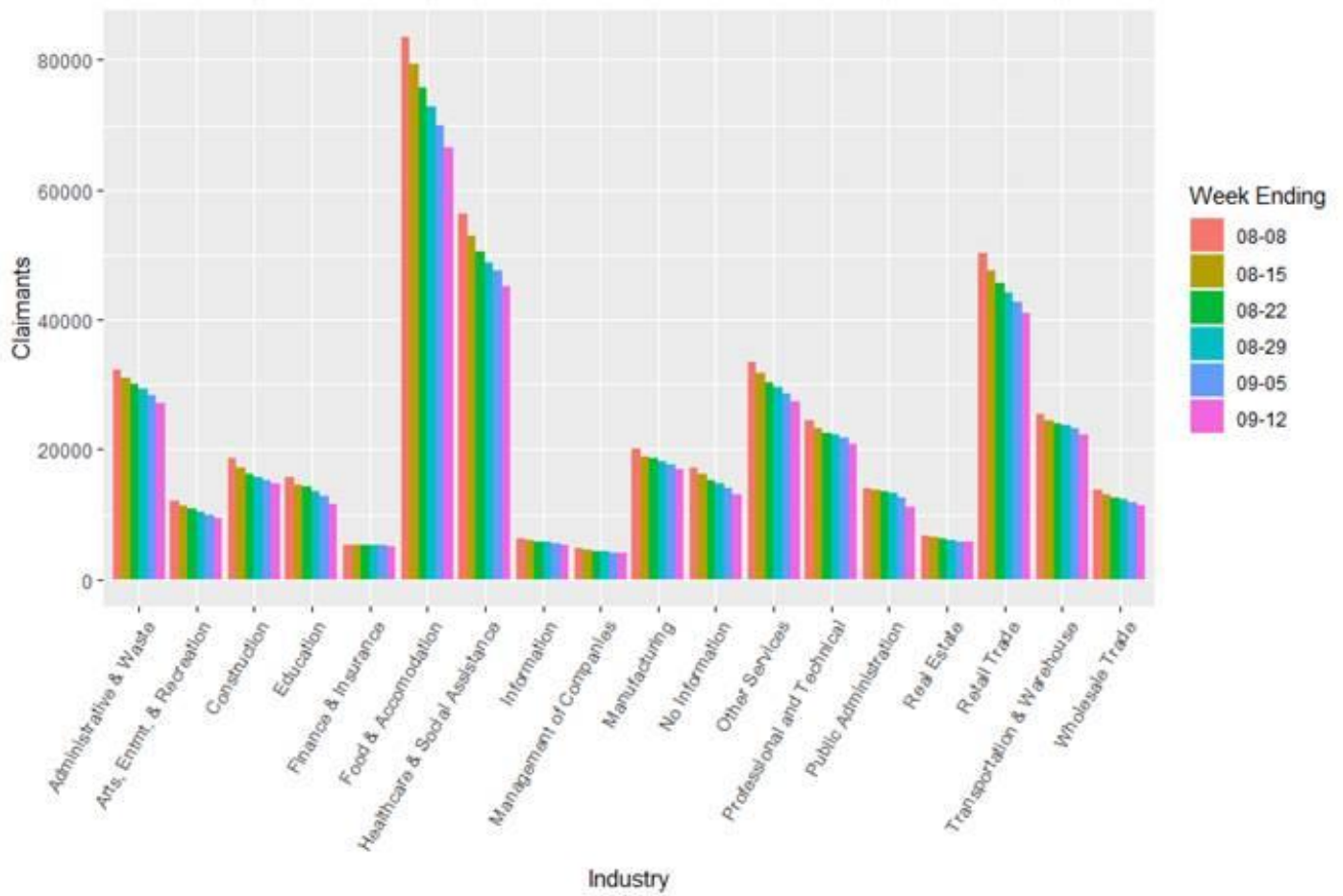
Manufacturing	1,012	1,038	26	2.6%
Wholesale Trade	566	495	-71	-12.5%
Retail Trade	1,581	1,458	-123	-7.8%
Transportation & Warehouse	542	563	21	3.9%
Information	305	272	-33	-10.8%
Finance & Insurance	566	537	-29	-5.1%
Real Estate	248	278	30	12.1%
Professional and Technical Services	1,510	1,391	-119	-7.9%
Management of Companies	136	126	-10	-7.4%
Administrative & Waste Services	984	942	-42	-4.3%
Education	796	741	-55	-6.9%
Health & Social Assistance	2,029	2,270	241	11.9%
Arts, Entertainment & Recreation	279	258	-21	-7.5%
Food & Accommodation	1,330	1,313	-17	-1.3%

Other Services	1,038	938	-100	-9.6%
Public Administration	857	1,041	184	21.5%
Information Not Available	2,970	2,913	-57	-1.9%

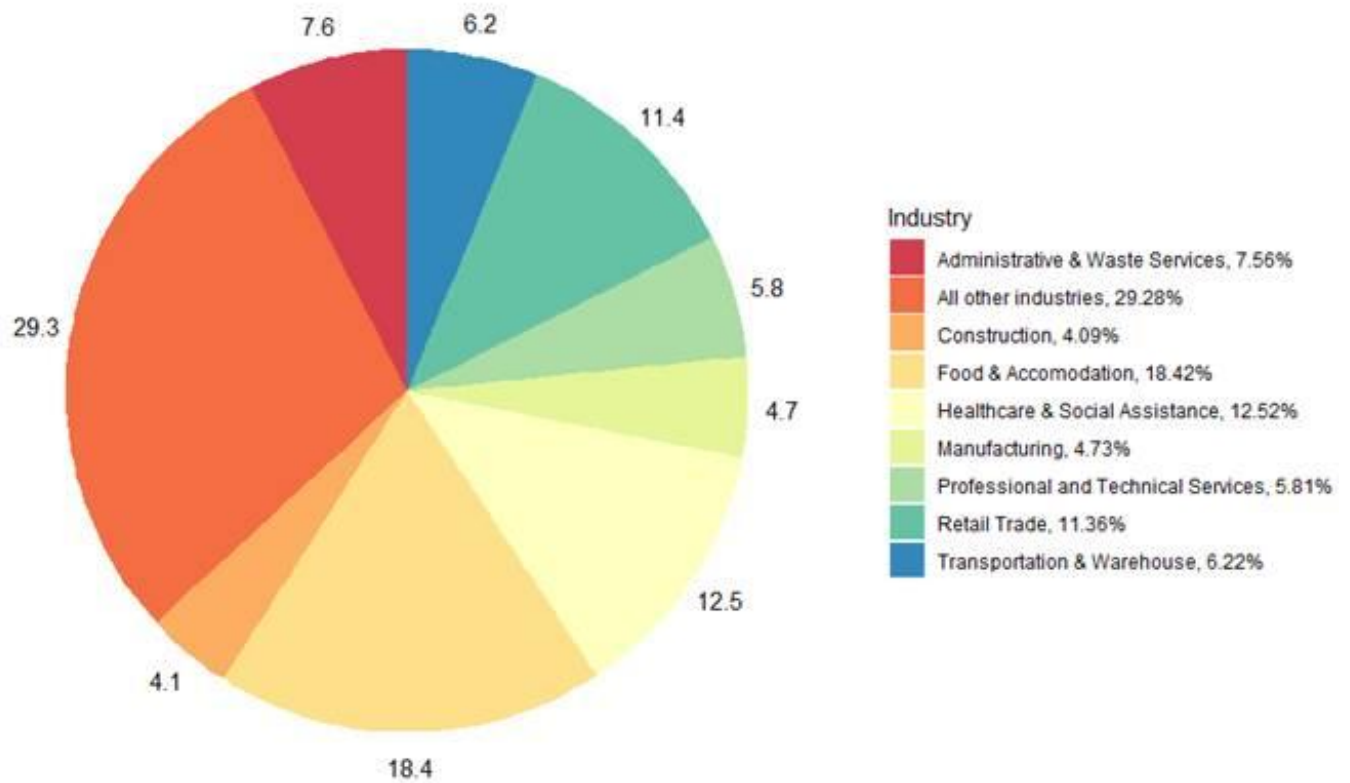
Initial claims by industry



Continued weeks claimed by industry



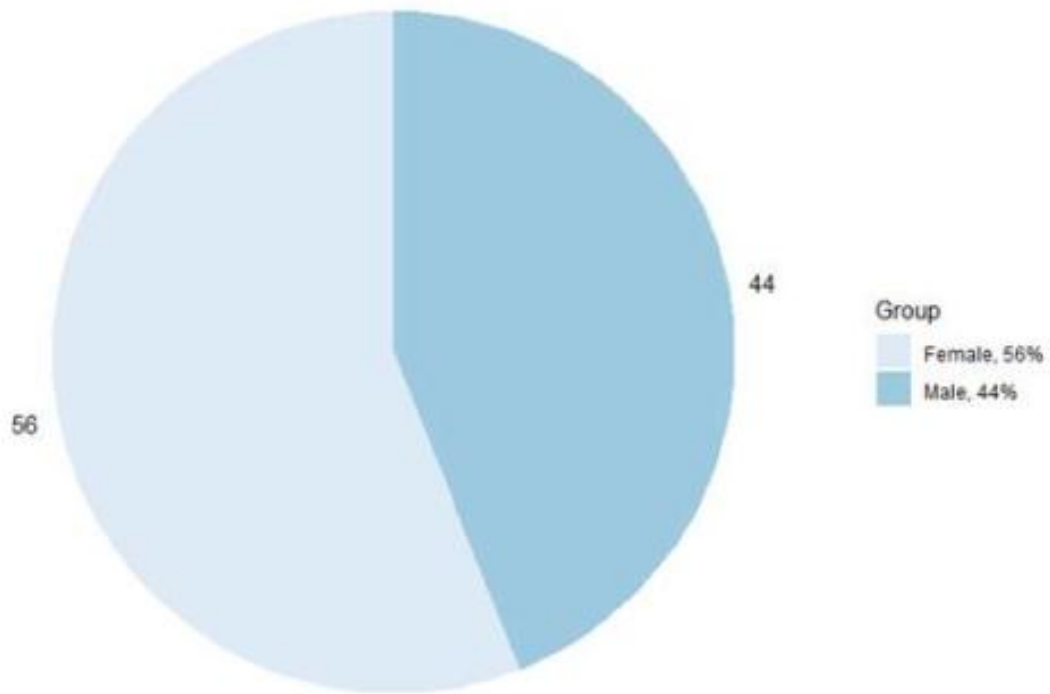
Industry share of CWC in most recent week



Industry	Percent
Food & Accomodation	18.42%
Healthcare & Social Assistance	12.52%
Retail Trade	11.36%
Administrative & Waste Services	7.56%
Transportation & Warehouse	6.22%
Professional and Technical Services	5.81%
Manufacturing	4.73%
Construction	4.09%
All other industries	29.28%

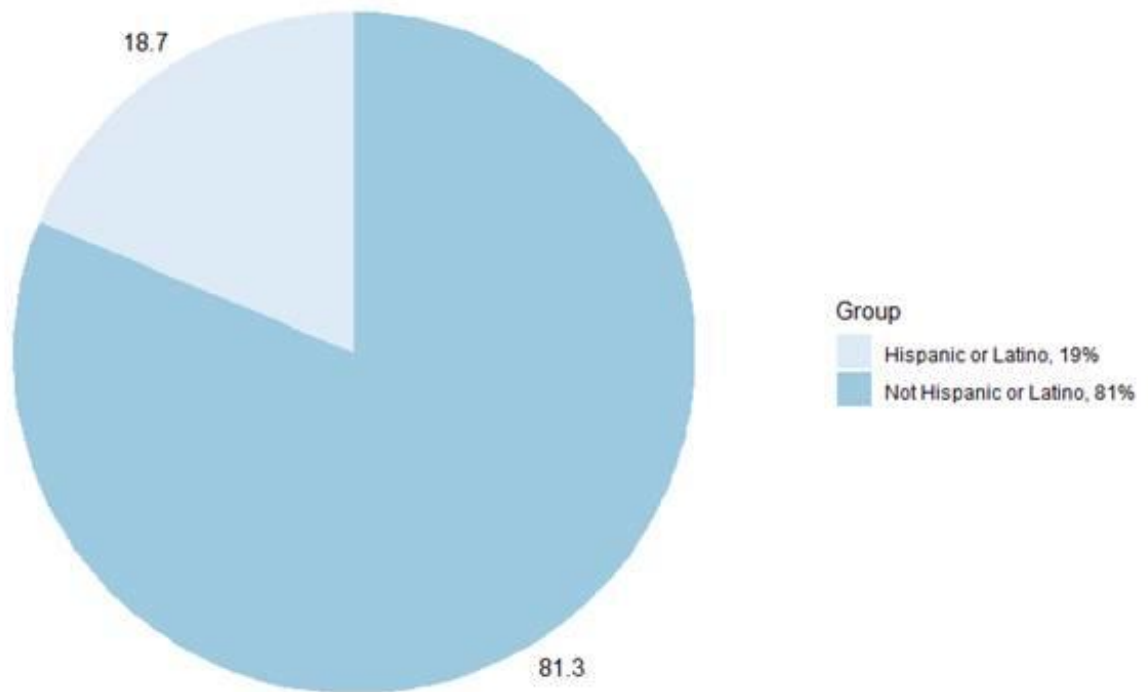
Below we present demographic statistics on ethnicity, gender, and race for all those claimants who filed for a continued week in the period prior to the above information. This is to say that because of the timing of data availability, the below statistics reflect continued weeks claimed in the week ending September 5th rather than the week ending September 12th.

Claimants by Gender



Group	Percent
Not Hispanic or Latino	81.30%
Hispanic or Latino	18.70%

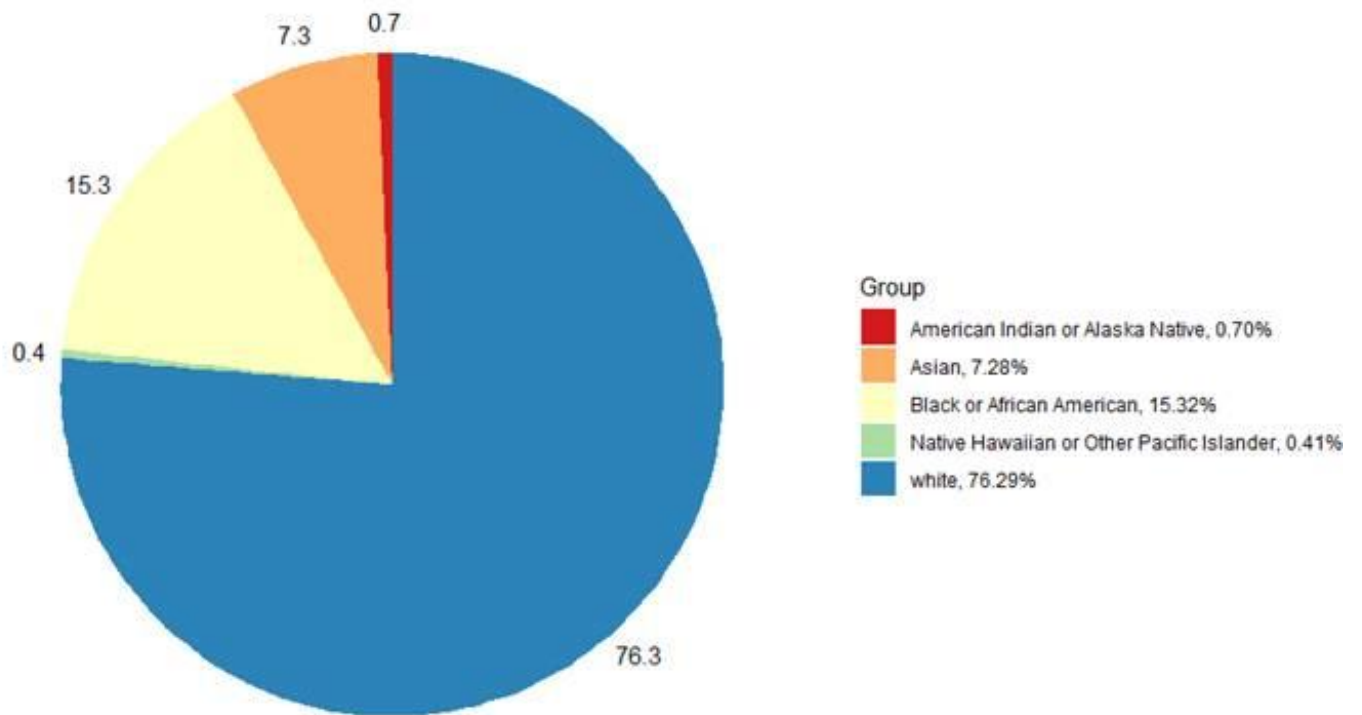
Claimants by Ethnicity



Group	Percent
Not Hispanic or Latino	81.30%
Hispanic or Latino	18.70%

Claimants by Race

Group	Percent
white	76.29%
Black or African American	15.32%
Asian	7.28%
American Indian or Alaska Native	0.70%
Native Hawaiian or Other Pacific Islander	0.41%



###

Media Contact

Charles Pearce, Director of Communications, Executive Office of Labor and Workforce Development

Phone

(617) 894-4550 (tel:6178944550)

Online

Charles.Pearce@massmail.state.ma.us (mailto:Charles.Pearce@massmail.state.ma.us)

Executive Office of Labor and Workforce Development

[\(/orgs/executive-office-of-labor-and-workforce-development\)](#)

EOLWD manages the Commonwealth's workforce development and labor departments to ensure that workers, employers, and the unemployed have the tools and training needed to succeed in the Massachusetts economy.

More [\(/orgs/executive-office-of-labor-and-workforce-development\)](#)