



QUARANTINE



DROPLET/CONTACT PRECAUTIONS

In addition to Standard Precautions

Only essential personnel should enter this room

If you have questions ask nursing staff

Everyone Must: including visitors, doctors, and staff



**Clean hands when entering
and leaving the room**



Wear mask

(Facemask acceptable if N95 respirator not available;
fit tested N-95 or higher required when
performing aerosol-generating procedures)



Wear eye protection
(face shield or goggles)



Gown and glove

(change between each patient/resident)



KEEP DOOR CLOSED

(When performing an aerosol-generating procedure)



**Use patient dedicated or disposable equipment.
Clean and disinfect shared equipment.**

Contact Infection Preventionist prior to discontinuing Precautions



In addition to Standard Precautions
Only essential personnel should enter this room

If you have questions ask nursing staff

Everyone Must: including visitors, doctors, and staff

Display sign outside the door. At patient discharge, remove sign after room is terminally cleaned.

For use with:

Respiratory viruses including COVID-19

Dishes/Utensils:

No special precautions. Kitchenware sanitized in dishwasher.

Equipment and Supplies:

- Only essential supplies in room.
- Use dedicated or disposable equipment when available.
- Minimize use of cellphones/pagers.
- Clean and disinfect reusable equipment including intravenous pumps, cell phone or pagers (if used in room), and other electronics, supplies, and other equipment prior to removing from patient's room.
- Ensure blood pressure cuff and stethoscope are cleaned and disinfected between patients.

Waste and Linen Management:

For COVID-19, follow local and state public health guidelines Category B for medical waste handling. Bag linen in the patient's room.

Private Room:

If not available, may cohort with a COVID-recovered individual or another new admission, as long as one of the patients is not colonized or infected with a different organism (i.e. CDI, etc.).








Room Cleaning:

Routine cleaning procedures with addition of cubical curtain changes per facility procedure. Refer to [List N](#) on the EPA website for EPA-registered disinfectants that have qualified under EPA's emerging viral pathogens program for use against SARS-CoV-2.

Transport:

Patient should remain in room except for medical necessity (i.e. in-house rehab, outpatient medical appointment) or scheduled visitation. Patient should wash their hands. Place surgical mask on patient. Clean and disinfect transport vehicle/equipment. Alert receiving department regarding patient's quarantine precaution status.

Personal Protective Equipment:

<p>Put ON in this order:</p> <ol style="list-style-type: none">1. WASH or GEL HANDS (even if gloves used)  <ol style="list-style-type: none">2. Gown  <ol style="list-style-type: none">3. Mask and eye cover  <ol style="list-style-type: none">4. Gloves 	<p>Take OFF and dispose in this order:</p> <ol style="list-style-type: none">1. Gloves  <ol style="list-style-type: none">2. Gown  <ol style="list-style-type: none">3. WASH or GEL HANDS  <ol style="list-style-type: none">4. Mask and eye cover: Remove from earpiece or ties to discard – do not grab from front of mask  <ol style="list-style-type: none">5. WASH or GEL HANDS (even if gloves used) 
--	---

