

EMERGENCY ALERTS

Coronavirus Update

SHOW ALERTS ▼



Mass.gov

PRESS RELEASE

# Massachusetts Weekly Unemployment Claimant Data 09-24-20

FOR IMMEDIATE RELEASE:

9/24/2020

Executive Office of Labor and Workforce Development

MEDIA CONTACT

---

**Charles Pearce, Director of Communications - Exec. Office of Labor and Workforce Development**

**Phone**

(617) 626-7121 (tel:6176267121)

**Online**

[charles.pearce@mass.gov](mailto:charles.pearce@mass.gov) (mailto:charles.pearce@mass.gov)

## MASSACHUSETTS – Massachusetts Weekly Unemployment Claimant Data

Massachusetts had 22,786 individuals file an initial claim for regular Unemployment Insurance (UI) for the week ending September 19, an increase of 4,962 over the previous week. Increases were seen in all sectors but the transportation and warehouse sector. The increase may be mostly due to a verification that claimants who have exhausted or expired their regular unemployment compensation are not eligible for a new UI claim before filing for other UI programs. Since March 15, a total of 1,284,916 initial claim for regular UI have been filed. For the fourteenth consecutive week of decreases, continued UI claims for week ending September 19, at 354,160, were down 13,786 or 3.7 percent over the previous week.

The Pandemic Unemployment Assistance (PUA) initial claims filed from September 13 to September 19, at 11,313, were just slightly lower than the previous week. Since April 20, 2020, 780,124 claimants have filed an initial claim for the PUA.

The Pandemic Emergency Unemployment Compensation (PEUC), which provided up to 13 weeks of extended benefits, was implemented on May 21. For the week ending September 19, 27,646 PEUC initial claims were filed, an increase of 16,132 over the previous week as more and more claimants exhausted their regular UI claim. Since implementation, PEUC filings now total 153,488.

### Initial Claims Filed

Industry	Week Ending 9/12	Week Ending 9/19	Change	% Change

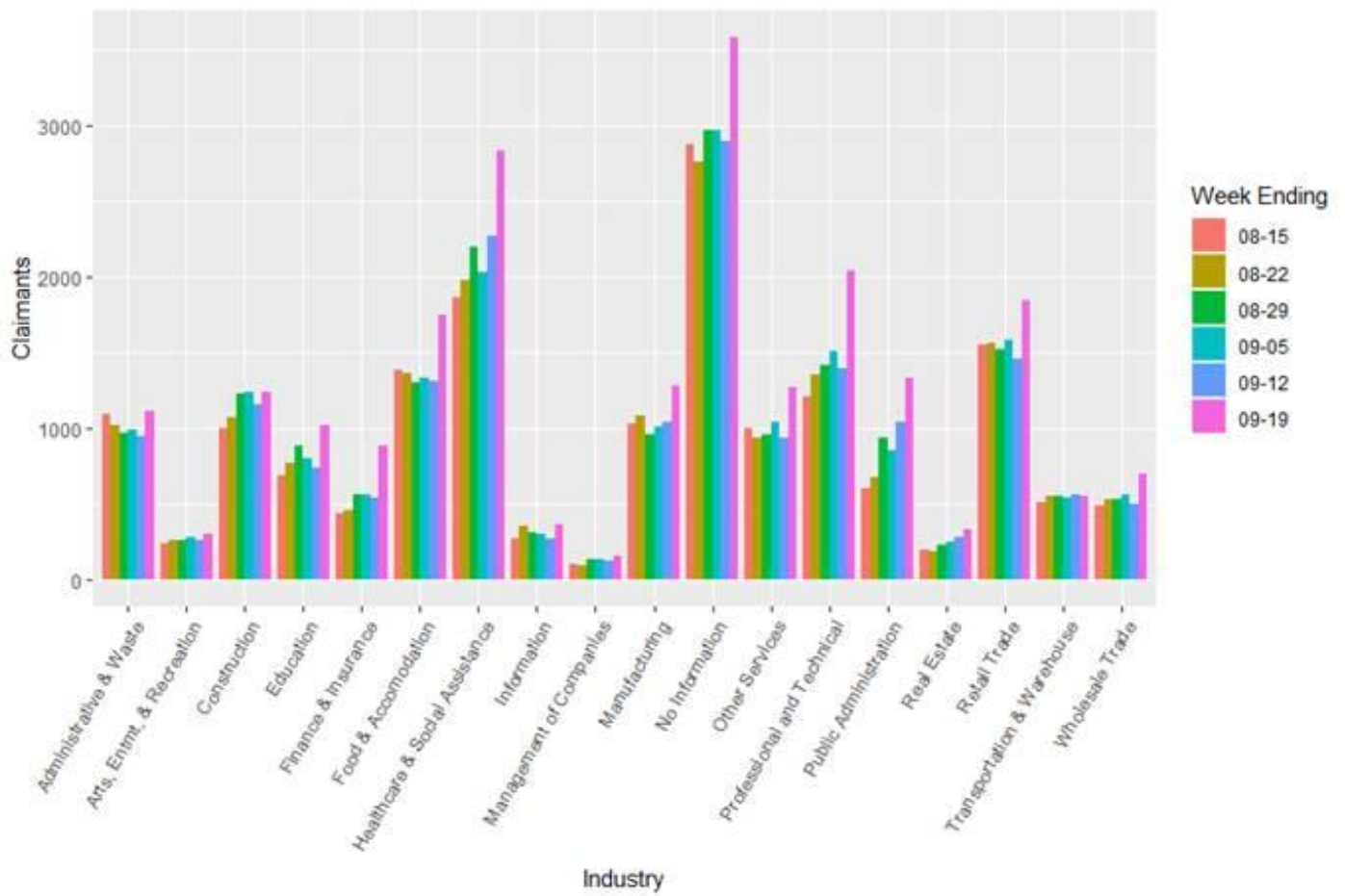
Agriculture, Forestry, Fishing and Hunting	49	126	77	157.1%
Mining	5	15	10	200.0%
Utilities	42	54	12	28.6%
Construction	1,154	1,240	86	7.5%
Manufacturing	1,038	1,276	238	22.9%
Wholesale Trade	495	694	199	40.2%
Retail Trade	1,458	1,839	381	26.1%
Transportation & Warehouse	563	553	-10	-1.8%
Information	272	360	88	32.4%
Finance & Insurance	537	888	351	65.4%
Real Estate	278	328	50	18.0%
Professional and Technical Services	1,391	2,043	652	46.9%
Management of Companies	126	152	26	20.6%
Administrative & Waste Services	942	1,113	171	18.2%

Education	741	1,019	278	37.5%
Health & Social Assistance	2,270	2,831	561	24.7%
Arts, Entertainment & Recreation	258	303	45	17.4%
Food & Accommodation	1,313	1,744	431	32.8%
Other Services	938	1,269	331	35.3%
Public Administration	1,041	1,329	288	27.7%
Information Not Available	2,913	3,610	697	23.9%

### Initial claims by industry

### Continued weeks claimed by industry

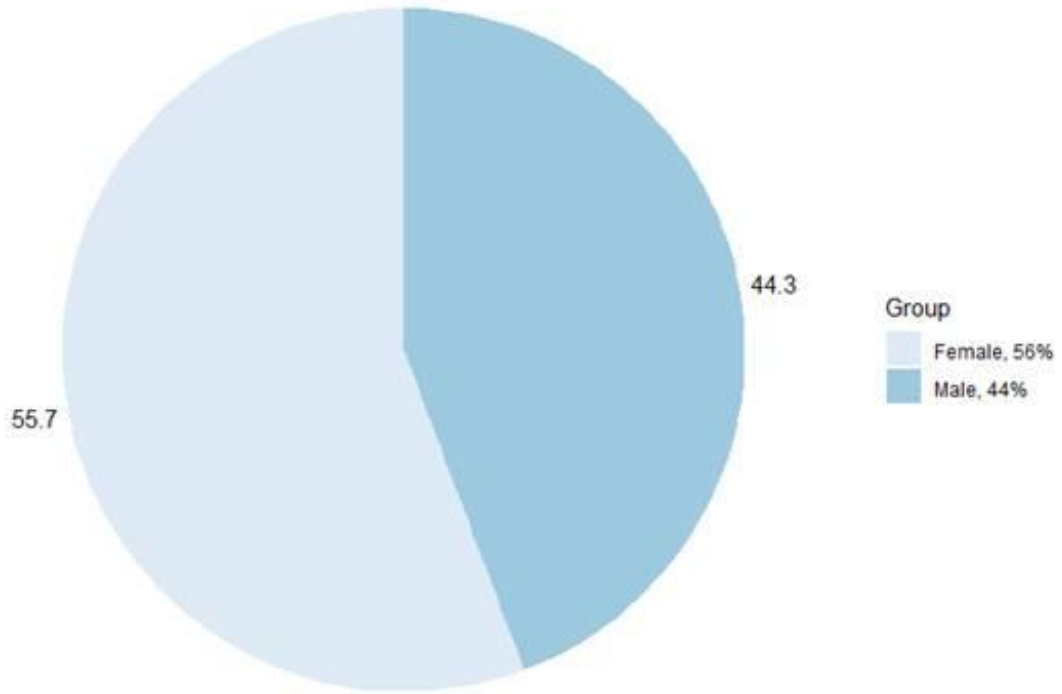
## Industry share of CWC in most recent week



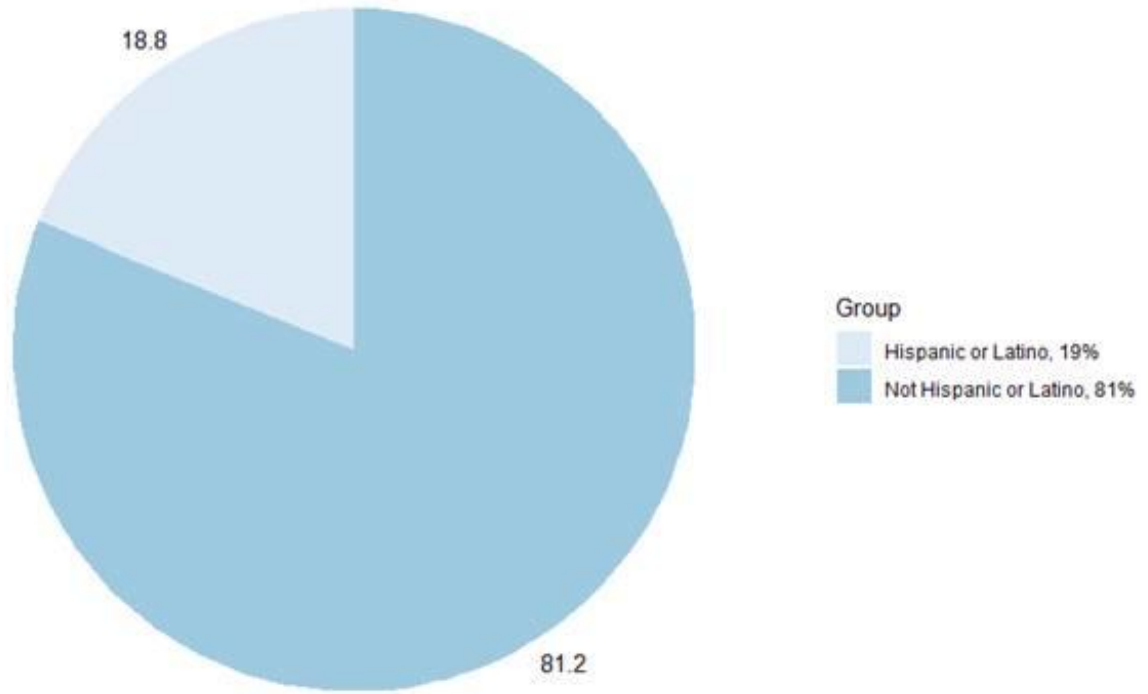
<b>Industry</b>	<b>Percent</b>
Food & Accommodation	18.11%
Healthcare & Social Assistance	12.64%
Retail Trade	11.41%
Administrative & Waste Services	7.61%
Transportation & Warehouse	6.21%
Professional and Technical Services	5.82%
Manufacturing	4.83%
Construction	4.12%
All other industries	29.24%

Below we present demographic statistics on ethnicity, gender, and race for all those claimants who filed for a continued week in the period prior to the above information. This is to say that because of the timing of data availability, the below statistics reflect continued weeks claimed in the week ending September 12<sup>th</sup> rather than the week ending September 19<sup>th</sup>.

### **Claimants by Gender**



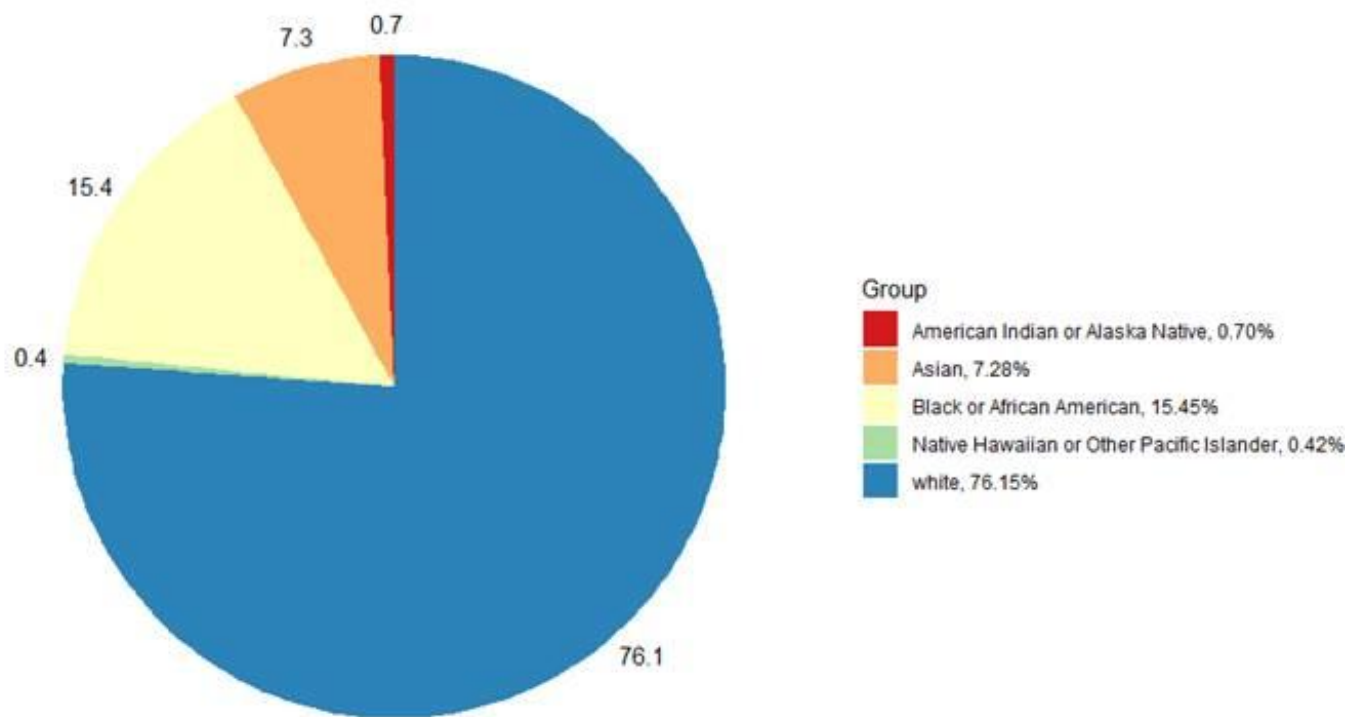
Group	Percent
Female	55.73%
Male	44.27%



Group	Percent
Not Hispanic or Latino	81.16%
Hispanic or Latino	18.84%

Claimants by Race





Group	Percent
white	76.15%
Black or African American	15.45%
Asian	7.28%
American Indian or Alaska Native	0.70%
Native Hawaiian or Other Pacific Islander	0.42%

###

## Media Contact

**Charles Pearce, Director of Communications - Exec. Office of Labor and Workforce Development**

### Phone

(617) 626-7121 (tel:6176267121)

### Online

[charles.pearce@mass.gov](mailto:charles.pearce@mass.gov) (mailto:charles.pearce@mass.gov)



THE COMMONWEALTH OF MASSACHUSETTS  
EXECUTIVE OFFICE OF LABOR AND WORKFORCE DEVELOPMENT

## Executive Office of Labor and Workforce Development

[\(/orgs/executive-office-of-labor-and-workforce-development\)](/orgs/executive-office-of-labor-and-workforce-development)

EOLWD manages the Commonwealth's workforce development and labor departments to ensure that workers, employers, and the unemployed have the tools and training needed to succeed in the Massachusetts economy.

**More** [\(/orgs/executive-office-of-labor-and-workforce-development\)](/orgs/executive-office-of-labor-and-workforce-development)

