

# Return of Votes

For Massachusetts State Election

November 2, 2010



Compiled by  
**William Francis Galvin**  
Secretary of the Commonwealth  
Elections Division

Certified by the  
Governor and Council

GOVERNOR AND LIEUTENANT GOVERNOR

ATTORNEY GENERAL

SECRETARY OF STATE

TREASURER AND RECEIVER GENERAL

AUDITOR

REPRESENTATIVES IN CONGRESS

EXECUTIVE COUNCILLORS

SENATORS IN GENERAL COURT

REPRESENTATIVES IN GENERAL COURT

DISTRICT ATTORNEY

SHERIFF

EXECUTIVE COMMITTEE FRANKLIN COUNCIL OF GOVERNMENT

PLYMOUTH COUNTY CHARTER COMMISSIONER

STATE-WIDE BALLOT QUESTIONS

COUNTY CHARTER QUESTIONS

PUBLIC POLICY QUESTIONS

**The Commonwealth of Massachusetts**

**EXECUTIVE DEPARTMENT, COUNCIL CHAMBERS**

**December 1, 2010**

His Excellency the Governor and Council, having examined the returns of voters for Electors of the Representatives in Congress, State Officers, and ballot questions given in the several cities and towns in the manner prescribed by the Constitution and Laws of the Commonwealth on the second day of November last past, find that the following named persons have received the number of votes set against their names.

---

**GOVERNOR and LIEUTENANT GOVERNOR**

Patrick and Murray (Democratic) have.....	1,112,283
and appears to be elected.	
Baker and Tisei (Republican) have.....	964,866
Cahill and Loscocco (Independent) have.....	184,395
Stein and Purcell (Green-Rainbow) have .....	32,895
All others.....	2,600
Blanks .....	22,924
Total Votes Cast.....	2,319,963

**ATTORNEY GENERAL**

Martha Coakley, of Medford (Democratic) has .....	1,417,538
and appears to be elected.	
James P. McKenna, of Millbury (Republican) has .....	839,274
All Others.....	1,981
Blanks .....	61,170
Total Votes Cast.....	2,319,963

**SECRETARY OF STATE**

William Francis Galvin, of Boston (Democratic) has .....	1,420,481
and appears to be elected.	
William C. Campbell, of Woburn (Republican) has.....	720,967
James D. Henderson, of Stow (Unenrolled) has .....	61,812
All Others.....	1,424
Blanks .....	115,279
Total Votes Cast.....	2,319,963

**TREASURER and RECEIVER GENERAL**

Steven Grossman, of Newton (Democratic) has .....	1,208,098
and appears to be elected.	
Karyn E. Polito, of Shrewsbury (Republican) has .....	993,127
All Others.....	1,784
Blanks .....	116,954
Total Votes Cast.....	2,319,963

**AUDITOR**

Suzanne M. Bump, of Great Barrington (Democratic) has .....	1,027,710
and appears to be elected.	
Mary Z. Connaughton, of Framingham (Republican) has .....	982,113
Nathanael Alexander Fortune, of Whatley (Green-Rainbow) has.....	108,997
All Others.....	2,186
Blanks .....	198,957
Total Votes Cast.....	2,319,963

**REPRESENTATIVE IN CONGRESS**

**FIRST DISTRICT**

John W. Olver, of Amherst (Democratic) has .....	128,011
and is duly elected.	
William L. Gunn, Jr., of Ware (Republican) has .....	74,418
Michael Engle, of Southampton (Independent) has .....	10,880
All Others.....	55
Blanks .....	5,492
Total Votes Cast.....	218,856

**SECOND DISTRICT**

Richard E. Neal, of Springfield (Democratic) has .....	122,751
and is duly elected.	
Thomas A. Wesley, of Hopedale (Republican) has .....	91,209
All Others.....	164
Blanks .....	6,300
Total Votes Cast.....	220,424

**THIRD DISTRICT**

James P. McGovern, of Worcester (Democratic) has .....	122,708
and is duly elected.	
Martin A. Lamb, of Holliston (Republican) has .....	85,124
Patrick J. Barron, of Worcester (Independent) has .....	9,388
All Others.....	132
Blanks .....	6,751
Total Votes Cast.....	224,103

**FOURTH DISTRICT**

Barney Frank, of Newton (Democratic) has .....	126,194
and is duly elected.	
Sean DM Bielat, of Brookline (Republican) has .....	101,517
Susan F. Allen, of Brookline (I) has .....	3,445
Donald M. Jordan, of Wareham (Tax Revolt Independent) has .....	2,873
All Others.....	98
Blanks .....	4,232
Total Votes Cast.....	238,359

**FIFTH DISTRICT**

Nicola S. Tsongas, of Lowell (Democratic) has .....	122,858
and is duly elected.	
Jonathan A. Golnik, of Carlisle (Republican) has .....	94,646
Dale E. Brown, of Chelmsford (Liberty) has.....	4,387
Robert M. Clark, of Berlin (Citizen Legislator) has .....	1,991
All Others.....	147
Blanks .....	5,618
Total Votes Cast.....	229,647

**SIXTH DISTRICT**

John F. Tierney, of Salem (Democratic) has .....	142,732
and is duly elected.	
Bill Hudak, of Boxford (Republican) has .....	107,930
All Others.....	419
Blanks .....	9,537
Total Votes Cast.....	260,618

**SEVENTH DISTRICT**

Edward J. Markey, of Malden (Democratic) has .....	145,696
and is duly elected.	
Gerry Dembrowski, of Woburn (Republican) has .....	73,467
All Others.....	194
Blanks .....	9,073
Total Votes Cast.....	228,430

**EIGHTH DISTRICT**

Michael E. Capuano, of Somerville (Democratic) has .....	134,974
and is duly elected.	
All Others.....	2,686
Blanks .....	28,273
Total Votes Cast.....	165,933

**NINTH DISTRICT**

Stephen F. Lynch, of Boston (Democratic) has .....	157,071
and is duly elected.	
Vernon M. Harrison, of Braintree (Republican) has.....	59,965
Philip Dunkelbarger, of Westwood (Independent) has.....	12,572
All Others.....	356
Blanks .....	13,097
Total Votes Cast.....	243,061

**TENTH DISTRICT**

William R. Keating, of Quincy (Democratic) has .....	132,743
and is duly elected.	
Jeffrey Davis Perry, of Sandwich (Republican) has .....	120,029
Maryanne Lewis, of Scituate (Independent) has.....	16,705
Joe Van Ness, of West Tisbury (Bring Home Troops).....	3,084
James A. Sheets, of Quincy (Independent).....	10,445
All Others.....	191
Blanks .....	7,335
Total Votes Cast.....	290,532

**EXECUTIVE COUNCILLORS**

**FIRST DISTRICT**

Charles Oliver Cipollini, of Fall River (Republican) has .....	139,589
and appears to be elected.	
Oliver P. Cipollini, Jr., of Barnstable (Democratic) has .....	138,245
Patricia L. Mosca, of Bourne (Write-in) has.....	40
All Others.....	595
Blanks .....	40,129
Total Votes Cast.....	318,598

**SECOND DISTRICT**

Kelly A. Timilty, of Dedham (Democratic) has .....	157,297
and appears to be elected.	
Steven M. Glovsky, of Wayland (Republican) has.....	114,941
Richard Mitchell, of Natick (Unenrolled) has .....	15,477
All Others.....	263
Blanks .....	32,848
Total Votes Cast.....	320,826

**THIRD DISTRICT**

Marilyn M. Petitto Devaney, of Watertown (Democratic) has.....	150,683
and appears to be elected.	
Nicholas A. Ianuzzi, of Belmont (Independent) has.....	99,957
All Others.....	417
Blanks .....	44,389
Total Votes Cast.....	295,446

**FOURTH DISTRICT**

Christopher A. Iannella, Jr., of Boston (Democratic) has.....	162,402
and appears to be elected.	
Jacquolyn Payne-Thompson, of Boston, (Independent) has.....	74,697
All Others.....	610
Blanks .....	40,463
Total Votes Cast.....	278,172

**FIFTH DISTRICT**

Mary-Ellen Manning, of Salem (Democratic) has.....	193,530
and appears to be elected.	
All Others.....	3,027
Blanks .....	106,749
Total Votes Cast.....	303,306

**SIXTH DISTRICT**

Paul A. Caruccio, of Winthrop (Republican) has .....	81,514
Terrence W. Kennedy, of Lynnfield (Democratic) has .....	129,030
and appears to be elected.	
Scott C. Crabtree, of Saugus (Independent) has .....	14,869
Andrew W. Mostone, of Winchester (Unenrolled) has .....	7,558
All Others.....	318
Blanks .....	33,886
Total Votes Cast.....	267,175

**SEVENTH DISTRICT**

Jennie L. Caissie, of Oxford (Republican) has .....	147,257
and appears to be elected.	
Francis A. Ford, of Paxton (Democratic) has .....	114,101
All Others.....	644
Blanks .....	24,792
Total Votes Cast.....	286,794

**EIGHTH DISTRICT**

Thomas T. Merrigan, of Greenfield (Democratic) has .....	141,342
and appears to be elected.	
Michael Franco, of Chicopee (Republican) has .....	83,644
All Others.....	175
Blanks .....	24,485
Total Votes Cast.....	249,646

**SENATOR IN GENERAL COURT**

**BERKSHIRE, HAMPSHIRE & FRANKLIN DISTRICT**

Benjamin Brackett Downing, of Pittsfield (Democratic) has .....	41,627
and appears to be elected.	
All Others.....	264
Blanks .....	9,674
Total Votes Cast.....	51,565

**BRISTOL & NORFOLK DISTRICT**

James E. Timilty, of Walpole (Democratic) has.....	42,911
and appears to be elected.	
All Others.....	582
Blanks .....	21,207
Total Votes Cast.....	64,700

**FIRST BRISTOL & PLYMOUTH DISTRICT**

Derek A. Maksy, of Lakeville (Republican) has .....	18,260
Michael J. Rodrigues, of Westport (Democratic) has.....	29,994
and appears to be elected.	
All Others.....	14
Blanks .....	3,102
Total Votes Cast.....	51,370

**SECOND BRISTOL & PLYMOUTH DISTRICT**

Mark C. Montigny, of New Bedford (Democratic) has.....	38,367
and appears to be elected.	
All Others.....	424
Blanks .....	9,650
Total Votes Cast.....	48,441

**CAPE & ISLANDS DISTRICT**

James H. Crocker, Jr., of Barnstable (Republican) has .....	33,247
Daniel A. Wolf, of Harwich (Democratic) has.....	44,886
and appears to be elected.	
All Others.....	22
Blanks .....	3,152
Total Votes Cast.....	81,307

**FIRST ESSEX DISTRICT**

Steven A. Baddour, of Methuen (Democratic) has .....	34,474
and appears to be elected.	
Stephen R. Cole, of Newburyport (Republican) has .....	23,981
All Others.....	74
Blanks .....	3,496
Total Votes Cast.....	62,025

**SECOND ESSEX DISTRICT**

Frederick E. Berry, of Peabody (Democratic) has .....	37,072
and appears to be elected.	
Richard A. Jolitz, of Beverly (Republican) has .....	18,969
Matthew J. Fraser, of Salem (Independent) has.....	4,230
All Others.....	43
Blanks .....	3,512
Total Votes Cast.....	63,826

**FIRST ESSEX & MIDDLESEX DISTRICT**

Bruce E. Tarr, of Gloucester (Republican) has.....	58,565
and appears to be elected.	
All Others.....	411
Blanks .....	16,585
Total Votes Cast.....	75,561

**SECOND ESSEX & MIDDLESEX DISTRICT**

Barry R. Finegold, of Andover (Democratic) has.....	25,385
and appears to be elected.	
Jamison Tomasek, of Andover (Republican) has .....	19,939
Jodi B. Oberto, of Andover (Independent) has .....	2,535
All Others.....	69
Blanks .....	2,416
Total Votes Cast.....	50,344

**THIRD ESSEX & MIDDLESEX DISTRICT**

Thomas M. McGee, of Lynn, (Democratic) has.....	32,835
and appears to be elected.	
Christopher Jordan Dent, of Nahant (Republican) has .....	15,786
All Others.....	35
Blanks .....	2,894
Total Votes Cast.....	51,550

**HAMPDEN DISTRICT**

Robert A. Magovern, of Agawam (Republican) has .....	13,824
James T. Welch, of West Springfield (Democratic) has.....	21,567
and appears to be elected.	
All Others.....	41
Blanks .....	2,425
Total Votes Cast.....	37,857

**FIRST HAMPDEN & HAMPSHIRE DISTRICT**

Gale D. Candaras, of Wilbraham (Democratic) has .....	30,122
and appears to be elected.	
Thomas A. McCarthy, of Springfield (Republican) has.....	21,645
All Others.....	46
Blanks .....	2,936
Total Votes Cast.....	54,749

**SECOND HAMPDEN & HAMPSHIRE DISTRICT**

Michael R. Knapik, of Westfield (Republican) has.....	38,886
and appears to be elected.	
All Others.....	360
Blanks .....	10,563
Total Votes Cast.....	49,809

**HAMPSHIRE & FRANKLIN DISTRICT**

Stanley C. Rosenberg, of Amherst (Democratic) has .....	46,448
and appears to be elected.	
All Others.....	333
Blanks .....	8,885
Total Votes Cast.....	55,666

**FIRST MIDDLESEX DISTRICT**

James J. Buba, of Lowell (Republican) has.....	16,335
Eileen M. Donoghue, of Lowell (Democratic) has.....	24,549
and appears to be elected.	
Patrick A. O'Connor, of Lowell (Independent) has.....	4,158
All Others.....	13
Blanks .....	3,096
Total Votes Cast.....	48,151

**SECOND MIDDLESEX DISTRICT**

Patricia D. Jehlen, of Somerville (Democratic) has.....	32,923
and appears to be elected.	
David M. Carnevale, of Medford (Republican) has .....	16,153
All Others.....	87
Blanks .....	3,993
Total Votes Cast.....	53,156

**THIRD MIDDLESEX DISTRICT**

Susan C. Fargo, of Lincoln (Democratic) has.....	36,047
and appears to be elected.	
Sandra B. Martinez, of Chelmsford (Republican) has .....	27,182
All Others.....	57
Blanks .....	3,097
Total Votes Cast.....	66,383

**FOURTH MIDDLESEX DISTRICT**

Kenneth J. Donnelly, of Arlington, (Democratic) has .....	45,583
and appears to be elected.	
All Others.....	835
Blanks .....	21,040
Total Votes Cast.....	67,458

**MIDDLESEX & ESSEX DISTRICT**

Katherine M. Clark, of Melrose (Democratic) has .....	30,492
and appears to be elected.	
Craig Spadafora, of Malden (Republican) has.....	27,790
All Others.....	58
Blanks .....	2,863
Total Votes Cast.....	61,203

**FIRST MIDDLESEX & NORFOLK DISTRICT**

Cynthia Stone Creem, of Newton (Democratic) has .....	45,982
and appears to be elected.	
All Others.....	770
Blanks .....	16,863
Total Votes Cast.....	63,615

**SECOND MIDDLESEX & NORFOLK DISTRICT**

Karen E. Spilka, of Ashland (Democratic) has.....	34,499
and appears to be elected.	
Edward Bergin McGrath, of Framingham (Republican) has.....	23,707
All Others.....	51
Blanks .....	2,902
Total Votes Cast.....	61,159

**MIDDLESEX, SUFFOLK & ESSEX DISTRICT**

Sal N. DiDomenico, of Everett (Democratic) has .....	29,472
and appears to be elected.	
Barbara T. Bush, of Boston (Republican) has .....	8,494
All Other .....	89
Blanks .....	3,911
Total Votes Cast.....	41,966

**MIDDLESEX & WORCESTER DISTRICT**

James B. Eldridge, of Acton (Democratic) has.....	37,482
and appears to be elected.	
George M. Thompson, of Westborough (Republican) has .....	28,133
All Others.....	36
Blanks .....	4,008
Total Votes Cast.....	69,659

**NORFOLK, BRISTOL & MIDDLESEX DISTRICT**

Richard J. Ross, of Wrentham (Republican) has .....	48,824
and appears to be elected.	
All Others.....	664
Blanks .....	20,995
Total Votes Cast.....	70,483

**NORFOLK, BRISTOL & PLYMOUTH DISTRICT**

Brian A. Joyce, of Milton (Democratic) has.....	38,314
and appears to be elected.	
Robert E. Burr, Jr., of Canton (Republican) has.....	22,575
All Others.....	34
Blanks .....	3,184
Total Votes Cast.....	64,107

**NORFOLK & PLYMOUTH DISTRICT**

Daniel M. Dewey, of Quincy (Republican) has.....	18,582
John F. Keenan, of Quincy (Democratic) has.....	29,982
and appears to be elected.	
Laura Innis, of Quincy (Independent) has .....	5,152
All Others.....	75
Blanks .....	4,876
Total Votes Cast.....	58,667

**PLYMOUTH & BARNSTABLE DISTRICT**

Therese Murray, of Plymouth (Democratic) has .....	38,852
and appears to be elected.	
Thomas Francis Keyes, of Sandwich (Republican) has.....	35,242
All Others.....	35
Blanks .....	2,335
Total Votes Cast.....	76,464

**FIRST PLYMOUTH & BRISTOL DISTRICT**

Marc R. Pacheco, of Taunton (Democratic) has.....	34,124
and appears to be elected.	
David W. Pottier, of Taunton (Republican) has .....	24,653
All Others.....	44
Blanks .....	2,195
Total Votes Cast.....	61,016

**SECOND PLYMOUTH & BRISTOL DISTRICT**

Thomas P. Kennedy, of Brockton (Democratic) has .....	34,832
and appears to be elected.	
All Others.....	423
Blanks .....	13,921
Total Votes Cast.....	49,176

**PLYMOUTH & NORFOLK DISTRICT**

Robert L. Hedlund, Jr., of Weymouth (Republican) has .....	52,617
and appears to be elected.	
Paul R. Kearny, Jr., of Cohasset (Independent) has.....	17,884
All Others.....	69
Blanks .....	4,892
Total Votes Cast.....	75,462

**FIRST SUFFOLK DISTRICT**

Jack Hart, of Boston (Democratic) has .....	35,651
and appears to be elected.	
All Others.....	664
Blanks .....	9,778
Total Votes Cast.....	46,093

**SECOND SUFFOLK DISTRICT**

Sonia Rosa Chang-Díaz, of Boston (Democratic) has.....	38,997
and appears to be elected.	
All Others.....	650
Blanks .....	9,127
Total Votes Cast.....	48,774

**FIRST SUFFOLK & MIDDLESEX DISTRICT**

Anthony W. Petruccelli, of Boston (Democratic) has .....	29,559
and appears to be elected.	
Frank John Addivinola, Jr., of Boston (Republican) has.....	9,800
All Others.....	77
Blanks .....	3,956
Total Votes Cast.....	43,392

**SECOND SUFFOLK & MIDDLESEX DISTRICT**

Steven A. Tolman, of Boston (Democratic) has.....	37,458
and appears to be elected.	
All Others.....	696
Blanks .....	9,484
Total Votes Cast.....	47,638

**SUFFOLK & NORFOLK DISTRICT**

Michael F. Rush, of Boston (Democratic) has.....	36,986
and appears to be elected.	
Brad Williams, of Boston (Republican) has .....	17,634
All Others.....	102
Blanks .....	5,655
Total Votes Cast.....	60,377

**FIRST WORCESTER DISTRICT**

Harriette L. Chandler, of Worcester (Democratic) has .....	32,293
and appears to be elected.	
William J. Higgins Sr., of Northborough (Republican) has .....	19,601
All Others.....	61
Blanks .....	2,804
Total Votes Cast.....	54,759

**SECOND WORCESTER DISTRICT**

Michael O. Moore, of Millbury (Democratic) has.....	38,685
and appears to be elected.	
All Others.....	706
Blanks .....	16,007
Total Votes Cast.....	55,398

**WORCESTER, HAMPDEN, HAMPSHIRE & FRANKLIN DISTRICT**

Stephen M. Brewer, of Barre (Democratic) has .....	38,951
and appears to be elected.	
Daniel D. Dubrule, of Ashburnham (Republican) has.....	19,848
All Others.....	34
Blanks .....	1,973
Total Votes Cast.....	60,806

**WORCESTER & MIDDLESEX DISTRICT**

Jennifer L. Flanagan, of Leominster (Democratic) has .....	30,524
and appears to be elected.	
Neal Andrew Heeren, of Bolton (Republican) has .....	21,278
All Others.....	20
Blanks .....	2,289
Total Votes Cast.....	54,111

**WORCESTER & NORFOLK DISTRICT**

Richard T. Moore, of Uxbridge (Democratic) has.....	31,602
and appears to be elected.	
Kimberly B. Roy, of Sutton (Republican) has.....	27,415
All Others.....	47
Blanks .....	2,656
Total Votes Cast.....	61,720

**REPRESENTATIVE IN GENERAL COURT**

**FIRST BARNSTABLE DISTRICT**

Cleon H. Turner, of Dennis (Democratic) has .....	11,146
and appears to be elected.	
Patrick J. Foran, of Yarmouth (Republican) has .....	8,466
All Others .....	2
Blanks .....	716
Total Votes Cast .....	20,330

**SECOND BARNSTABLE DISTRICT**

Demetrius J. Atsalis, of Barnstable (Democratic) has .....	8,551
and appears to be elected.	
James F. Munafo Jr., of Barnstable (Republican) has .....	5,943
All Others .....	9
Blanks .....	567
Total Votes Cast .....	15,070

**THIRD BARNSTABLE DISTRICT**

Matthew C. Patrick, of Falmouth (Democratic) has .....	8,567
David T. Vieira, of Falmouth (Republican) has .....	10,036
and appears to be elected.	
All Others .....	6
Blanks .....	514
Total Votes Cast .....	19,123

**FOURTH BARNSTABLE DISTRICT**

Sarah K. Peake, of Provincetown (Democratic) has .....	13,763
and appears to be elected.	
David M. Dunford, of Orleans (Republican) has .....	7,455
James A. Feeney, of Harwich (Independent) has .....	673
All Others .....	3
Blanks .....	375
Total Votes Cast .....	22,269

**FIFTH BARNSTABLE DISTRICT**

Randy Hunt, of Sandwich (Republican) has.....	9,966
and appears to be elected.	
Lance William Lambros, of Sandwich (Democratic) has.....	8,824
All Others.....	10
Blanks .....	795
Total Votes Cast.....	19,595

**BARNSTABLE, DUKES & NANTUCKET DISTRICT**

Timothy R. Madden, of Nantucket (Democratic) has.....	15,398
and appears to be elected.	
All Others.....	186
Blanks .....	5,098
Total Votes Cast.....	20,682

**FIRST BERKSHIRE DISTRICT**

Gailanne M. Cariddi, of North Adams (Democratic) has.....	8,874
and appears to be elected.	
All Others.....	50
Blanks .....	1,869
Total Votes Cast.....	10,793

**SECOND BERKSHIRE DISTRICT**

Michael F. Case, of Washington (Republican) has.....	5,173
Paul W. Mark, of Hancock (Democratic) has.....	8,180
and appears to be elected.	
Stefan G. Racz, of Buckland (Non-Party) has .....	1,687
All Others.....	7
Blanks .....	526
Total Votes Cast.....	15,573

**THIRD BERKSHIRE DISTRICT**

Christopher N. Speranzo, of Pittsfield (Democratic) has .....	5,446
and appears to be elected.	
Mark C. Miller, of Pittsfield (Green-Rainbow) has.....	4,460
All Others.....	0
Blanks .....	1,102
Total Votes Cast.....	11,008

**FOURTH BERKSHIRE DISTRICT**

William “Smitty” Pignatelli, of Lenox (Democratic) has.....	11,279
and appears to be elected.	
Lee Scott Laugenour, of Lenox (Green-Rainbow) has.....	2,483
All Others.....	23
Blanks .....	911
Total Votes Cast.....	14,696

**FIRST BRISTOL DISTRICT**

Fred “Jay” Barrows, of Mansfield (Republican) has.....	11,882
and appears to be elected.	
All Others.....	42
Blanks .....	3,636
Total Votes Cast.....	15,560

**SECOND BRISTOL DISTRICT**

Bill Bowles, of Attleboro (Democratic) has .....	5,126
George T. Ross, of Attleboro (Republican) has.....	5,630
and appears to be elected.	
James S. Connolly, of Attleboro (Unenrolled) has .....	827
All Others.....	6
Blanks .....	324
Total Votes Cast.....	11,913

**~~THIRD BRISTOL DISTRICT~~**

<del>James H. Fagan, of Taunton (Democratic) has.....</del>	<del>5,694</del>
<del>Shaunna L. O’Connell, of Taunton (Republican) has.....</del>	<del>5,726</del>
<del>and appears to be elected.</del>	
<del>All Others.....</del>	<del>6</del>
<del>Blanks .....</del>	<del>493</del>
<del>Total Votes Cast.....</del>	<del>11,919</del>

**FOURTH BRISTOL DISTRICT**

Steven J. D’Amico, of Seekonk (Democratic) has .....	7,053
Steven S. Howitt, of Seekonk (Republican) has.....	8,441
and appears to be elected.	
All Others.....	11
Blanks .....	564
Total Votes Cast.....	16,069

**FIFTH BRISTOL DISTRICT**

Patricia A. Haddad, of Somerset (Democratic) has .....	11,105
and appears to be elected.	
All Others.....	132
Blanks .....	4,016
Total Votes Cast.....	15,253

**SIXTH BRISTOL DISTRICT**

David B. Sullivan, of Fall River (Democratic) has.....	7,047
and appears to be elected.	
David K. Rose, of Fall River (Republican) has .....	4,029
All Others.....	5
Blanks .....	641
Total Votes Cast.....	11,722

**SEVENTH BRISTOL DISTRICT**

Kevin Aguiar, of Fall River (Democratic) has.....	5,402
and appears to be elected.	
CJ Ferry, of Fall River (Republican) has .....	1,777
All Others.....	4
Blanks .....	439
Total Votes Cast.....	7,622

**EIGHTH BRISTOL DISTRICT**

Paul A. Schmid, III, of Westport (Democratic) has.....	7,253
and appears to be elected.	
F. George Jacome, of Fall River (Unenrolled) has .....	3,463
All Others.....	6
Blanks .....	876
Total Votes Cast.....	11,598

**NINTH BRISTOL DISTRICT**

Christopher M. Markey, of Dartmouth (Democratic) has .....	8,236
and appears to be elected.	
Joe Michaud, of Dartmouth (Republican) has .....	6,261
Russell T. Protentis, of Lakeville (Independent) has.....	35
All Others.....	4
Blanks .....	660
Total Votes Cast.....	15,996

**TENTH BRISTOL DISTRICT**

William M. Straus, of Mattapoisett (Democratic) has .....	9,579
and appears to be elected.	
Peter F. Winters, of Marion (Republican) has .....	7,154
All Others.....	6
Blanks .....	736
Total Votes Cast.....	17,475

**ELEVENTH BRISTOL DISTRICT**

Robert M. Koczera, of New Bedford (Democratic) has .....	7,041
and appears to be elected.	
Ivo M. Almeida, of Acushnet (Republican) has .....	3,525
All Others.....	11
Blanks .....	495
Total Votes Cast.....	11,072

**TWELFTH BRISTOL DISTRICT**

Stephen R. Canessa, of New Bedford (Democratic) has .....	8,744
and appears to be elected.	
All Others.....	139
Blanks .....	3,144
Total Votes Cast.....	12,027

**THIRTEENTH BRISTOL DISTRICT**

Antonio F.D. Cabral, of New Bedford (Democratic) has .....	8,031
and appears to be elected.	
All Others.....	128
Blanks .....	1,802
Total Votes Cast.....	9,961

**FOURTEENTH BRISTOL DISTRICT**

Elizabeth A. Poirier, of North Attleborough (Republican) has .....	12,828
and appears to be elected.	
All Others.....	80
Blanks .....	3,021
Total Votes Cast.....	15,929

**FIRST ESSEX DISTRICT**

Michael A. Costello, of Newburyport (Democratic) has .....	11,289
and appears to be elected.	
Valentino James Troyli, of Amesbury (Republican) has .....	6,047
All Others.....	9
Blanks .....	688
Total Votes Cast.....	18,033

**SECOND ESSEX DISTRICT**

Harriett L. Stanley, of West Newbury (Democratic) has.....	9,800
and appears to be elected.	
Robert V. Finneran, of Newbury (Republican) has .....	9,105
All Others.....	10
Blanks .....	911
Total Votes Cast.....	19,826

**THIRD ESSEX DISTRICT**

Brian S. Dempsey, of Haverhill (Democratic) has .....	8,727
and appears to be elected.	
All Others.....	0
Blanks .....	3,444
Total Votes Cast.....	12,171

**FOURTH ESSEX DISTRICT**

Bradford R. Hill, of Ipswich (Republican) has .....	15,186
and appears to be elected.	
All Others.....	55
Blanks .....	3,676
Total Votes Cast.....	18,917

**FIFTH ESSEX DISTRICT**

Ann-Margaret Ferrante, of Gloucester (Democratic) has .....	10,602
and appears to be elected.	
Janet Anne Holmes, of Gloucester (Republican) has .....	5,670
All Others.....	17
Blanks .....	615
Total Votes Cast.....	16,904

**SIXTH ESSEX DISTRICT**

Jerald A. Parisella, of Beverly (Democratic) has.....	9,111
and appears to be elected.	
Brett R. Schetzle, of Beverly (Republican) has.....	5,996
All Others.....	14
Blanks .....	648
Total Votes Cast.....	15,769

**SEVENTH ESSEX DISTRICT**

John D. Keenan, of Salem (Democratic) has.....	10,533
and appears to be elected.	
All Others.....	107
Blanks .....	3,019
Total Votes Cast.....	13,659

**EIGHTH ESSEX DISTRICT**

Lori A. Ehrlich, of Marblehead (Democratic) has.....	11,151
and appears to be elected.	
Katherine Kozitza, of Swampscott (Republican) has .....	6,851
All Others.....	11
Blanks .....	585
Total Votes Cast.....	18,598

**NINTH ESSEX DISTRICT**

Mark V. Falzone, of Saugus (Democratic) has.....	8,560
Donald H. Wong, of Saugus (Republican) has .....	8,943
and appears to be elected	
All Others.....	17
Blanks .....	609
Total Votes Cast.....	18,129

**TENTH ESSEX DISTRICT**

Robert F. Fennell, of Lynn (Democratic) has.....	7,126
and appears to be elected.	
All Others.....	333
Blanks .....	1,642
Total Votes Cast.....	9,101

**ELEVENTH ESSEX DISTRICT**

Steven M. Walsh, of Lynn (Democratic) has .....	7,299
and appears to be elected.	
All Others.....	110
Blanks .....	1,946
Total Votes Cast.....	9,355

**TWELFTH ESSEX DISTRICT**

Joyce A. Spiliotis, of Peabody (Democratic) has .....	9,584
and appears to be elected.	
Martin J. Scafidi, of Peabody (Republican) has .....	6,490
All Others.....	26
Blanks .....	7,043
Total Votes Cast.....	16,804

**THIRTEENTH ESSEX DISTRICT**

Theodore C. Speliotis, of Danvers (Democratic) has .....	8,747
and appears to be elected.	
Daniel C. Bennett, of Danvers (Republican) has .....	8,254
All Others.....	18
Blanks .....	575
Total Votes Cast.....	17,594

**FOURTEENTH ESSEX DISTRICT**

David M. Torrisi, of North Andover (Democratic) has .....	6,171
and appears to be elected.	
Kevin J. Begley, of North Andover (Republican) has .....	5,550
All Others.....	23
Blanks .....	448
Total Votes Cast.....	12,192

**FIFTEENTH ESSEX DISTRICT**

Linda Dean Campbell, of Methuen (Democratic) has .....	7,038
and appears to be elected.	
Al DiNuccio, of Methuen (Republican) has .....	5,110
Philip J. Lahey, Jr., of Methuen (Unenrolled) has .....	1,185
Hector Montalvo, of Methuen (Unenrolled) has.....	166
All Others.....	3
Blanks .....	383
Total Votes Cast.....	13,885

**SIXTEENTH ESSEX DISTRICT**

Marcos A. Devers, of Lawrence (Democratic) has.....	4,775
and appears to be elected.	
Enrique Matos, of Lawrence (Republican) has.....	858
Rafael Gadea, of Lawrence (Unenrolled) has.....	162
All Others.....	24
Blanks .....	354
Total Votes Cast.....	6,173

**SEVENTEENTH ESSEX DISTRICT**

Paul Adams, of Andover (Republican) has.....	7,928
and appears to be elected.	
Patricia A. Commane, of Andover (Democratic) has .....	6,674
All Others.....	18
Blanks .....	821
Total Votes Cast.....	15,441

**EIGHTEENTH ESSEX DISTRICT**

Barbara A. L'Italien, of Andover (Democratic) has .....	7,694
James J. Lyons, Jr., of Andover (Republican) has.....	8,770
and appears to be elected.	
All Others.....	12
Blanks .....	557
Total Votes Cast.....	17,033

**FIRST FRANKLIN DISTRICT**

Stephen Kulik, of Worthington (Democratic) has .....	14,882
and appears to be elected.	
All Others.....	41
Blanks .....	3,127
Total Votes Cast.....	18,050

**SECOND FRANKLIN DISTRICT**

Steven E. Adam, of Orange (Republican) has .....	5,554
Denise Andrews, of Orange (Democratic) has .....	6,890
and appears to be elected.	
Genevieve C. Fraser, of Orange (Independent) has.....	669
All Others.....	20
Blanks .....	404
Total Votes Cast.....	13,537

**FIRST HAMPDEN DISTRICT**

Todd M. Smola, of Palmer (Republican) has .....	12,470
and appears to be elected.	
All Others.....	103
Blanks .....	2,875
Total Votes Cast.....	15,448

**SECOND HAMPDEN DISTRICT**

Brian Michael Ashe, of Longmeadow (Democratic) has .....	8,699
and appears to be elected.	
Marie Angelides, of Longmeadow (Republican) has .....	8,232
All Others.....	15
Blanks .....	621
Total Votes Cast.....	17,567

**THIRD HAMPDEN DISTRICT**

Rosemary Sandlin, of Agawam (Democratic) has.....	5,987
Nicholas A. Boldyga, of Southwick (Republican) has .....	6,085
and appears to be elected.	
Anthony C. Bonavita, of Agawam (Unenrolled) has.....	3,232
All Others.....	9
Blanks .....	305
Total Votes Cast.....	15,618

**FOURTH HAMPDEN DISTRICT**

Donald F. Humason, Jr., of Westfield (Republican) has .....	10,286
and appears to be elected.	
All Others.....	69
Blanks .....	2,318
Total Votes Cast.....	12,673

**FIFTH HAMPDEN DISTRICT**

Michael F. Kane, of Holyoke (Democratic) has .....	8,074
and appears to be elected.	
All Others.....	50
Blanks .....	2,342
Total Votes Cast.....	10,466

**SIXTH HAMPDEN DISTRICT**

Michael J. Finn, of West Springfield (Democratic) has .....	6,583
and appears to be elected.	
Gregory C. Neffinger, of West Springfield (Republican) has .....	5,473
All Others.....	5
Blanks .....	504
Total Votes Cast.....	12,565

**SEVENTH HAMPDEN DISTRICT**

Thomas M. Petrolati, of Ludlow (Democratic) has .....	8,941
and appears to be elected.	
All Others.....	239
Blanks .....	3,566
Total Votes Cast.....	12,746

**EIGHTH HAMPDEN DISTRICT**

Joseph F. Wagner, of Chicopee (Democratic) .....	8,931
and appears to be elected.	
All Others.....	200
Blanks .....	2,036
Total Votes Cast.....	11,167

**NINTH HAMPDEN DISTRICT**

Sean Curran, of Springfield (Democratic) has.....	7,298
and appears to be elected.	
Robert J. Underwood, of Springfield (Unenrolled) has .....	1,778
All Others.....	38
Blanks .....	952
Total Votes Cast.....	10,066

**TENTH HAMPDEN DISTRICT**

Cheryl Rivera, of Springfield (Democratic) has .....	4,155
and appears to be elected.	
All Others.....	118
Blanks .....	924
Total Votes Cast.....	5,197

**ELEVENTH HAMPDEN DISTRICT**

Benjamin Swan, of Springfield (Democratic) has .....	5,559
and appears to be elected.	
All Others.....	227
Blanks .....	1,738
Total Votes Cast.....	7,524

**TWELFTH HAMPDEN DISTRICT**

Angelo J. Puppolo, Jr., of Springfield (Democratic) has .....	10,006
and appears to be elected.	
Joshua Carpenter, of Springfield (Republican) has .....	5,440
All Others.....	5
Blanks .....	977
Total Votes Cast.....	16,428

**FIRST HAMPSHIRE DISTRICT**

Peter V. Kocot, of Northampton (Democratic) has .....	14,284
and appears to be elected.	
All Others.....	83
Blanks .....	3,107
Total Votes Cast.....	17,474

**SECOND HAMPSHIRE DISTRICT**

John W. Scibak, of South Hadley (Democratic) has .....	11,756
and appears to be elected.	
All Others.....	118
Blanks .....	3,168
Total Votes Cast.....	15,042

**THIRD HAMPSHIRE DISTRICT**

Ellen Story, of Amherst (Democratic) has.....	8,087
and appears to be elected.	
Daniel M. Sandell, of Amherst (Republican) has .....	1,942
Daniel Edward Melick, of Amherst (Unenrolled) has .....	412
All Others.....	7
Blanks .....	565
Total Votes Cast.....	11,013

**FIRST MIDDLESEX DISTRICT**

Sheila C. Harrington, of Groton (Republican) has .....	10,378
and appears to be elected.	
Jesse Reich, of Ayer (Democratic) has .....	6,222
All Others.....	11
Blanks .....	736
Total Votes Cast.....	17,347

**SECOND MIDDLESEX DISTRICT**

James Arciero, of Westford (Democratic) has.....	13,300
and appears to be elected.	
All Others.....	167
Blanks .....	5,754
Total Votes Cast.....	19,221

**THIRD MIDDLESEX DISTRICT**

Kate Hogan, of Stow (Democratic) has .....	10,114
and appears to be elected.	
Chuck S. Kuniewich, Jr., of Hudson (Independent) has.....	6,719
All Others.....	11
Blanks .....	1,106
Total Votes Cast.....	17,950

**FOURTH MIDDLESEX DISTRICT**

Danielle W. Gregoire, of Marlborough (Democratic) has .....	7,343
Steven L. Levy, of Marlborough (Republican) has .....	7,443
and appears to be elected.	
All Others.....	14
Blanks .....	655
Total Votes Cast.....	15,455

**FIFTH MIDDLESEX DISTRICT**

David Paul Linsky, of Natick (Democratic) has .....	11,960
and appears to be elected.	
All Others.....	138
Blanks .....	5,002
Total Votes Cast.....	17,100

**SIXTH MIDDLESEX DISTRICT**

Chris Walsh, of Framingham (Democratic) has .....	9,062
and appears to be elected.	
James M. Pillsbury, of Framingham (Independent) has .....	2,657
Jim M. Rizoli, of Framingham (Unenrolled) has.....	1,226
All Others.....	45
Blanks .....	1,019
Total Votes Cast.....	14,009

**SEVENTH MIDDLESEX DISTRICT**

Tom Sannicandro, of Ashland (Democratic) has.....	7,706
and appears to be elected.	
David S. Mercer, of Framingham (Republican) has .....	4,376
All Others.....	9
Blanks .....	603
Total Votes Cast.....	12,694

**EIGHTH MIDDLESEX DISTRICT**

Carolyn C. Dykema, of Holliston (Democratic) has.....	11,925
and appears to be elected.	
Jonathan A. Loya, of Holliston (Liberty) has .....	4,805
All Others.....	30
Blanks .....	1,949
Total Votes Cast.....	18,709

**NINTH MIDDLESEX DISTRICT**

Thomas M. Stanley, of Waltham (Democratic) has .....	11,525
and appears to be elected.	
All Others.....	187
Blanks .....	4,075
Total Votes Cast.....	15,787

**TENTH MIDDLESEX DISTRICT**

Peter J. Koutoujian, of Waltham (Democratic) has .....	7,547
and appears to be elected.	
James E. Dixon, of Waltham (Republican) has .....	2,684
All Others.....	16
Blanks .....	713
Total Votes Cast.....	10,960

**ELEVENTH MIDDLESEX DISTRICT**

Kay S. Khan, of Newton (Democratic) has .....	12,228
and appears to be elected.	
All Others.....	201
Blanks .....	4,496
Total Votes Cast.....	16,925

**TWELFTH MIDDLESEX DISTRICT**

Ruth B. Balsler, of Newton (Democratic) has .....	11,764
and appears to be elected.	
All Others.....	188
Blanks .....	3,683
Total Votes Cast.....	15,635

**THIRTEENTH MIDDLESEX DISTRICT**

Thomas P. Conroy, of Wayland (Democratic) has .....	11,896
and appears to be elected.	
All Others.....	283
Blanks .....	5,398
Total Votes Cast.....	17,577

**FOURTEENTH MIDDLESEX DISTRICT**

Cory Atkins, of Concord (Democratic) has .....	10,800
and appears to be elected.	
K.C. Winslow, of Concord (Independent) has.....	7,557
All Others.....	20
Blanks .....	1,067
Total Votes Cast.....	19,444

**FIFTEENTH MIDDLESEX DISTRICT**

Jay R. Kaufman, of Lexington (Democratic) has .....	12,332
and appears to be elected.	
All Others.....	114
Blanks .....	4,866
Total Votes Cast.....	17,312

**SIXTEENTH MIDDLESEX DISTRICT**

Thomas A. Golden, Jr., of Lowell (Democratic) has.....	8,987
and appears to be elected.	
All Others.....	103
Blanks .....	3,150
Total Votes Cast.....	12,240

**SEVENTEENTH MIDDLESEX DISTRICT**

David M. Nangle, of Lowell (Democratic) has .....	7,589
and appears to be elected.	
All Others.....	53
Blanks .....	2,688
Total Votes Cast.....	10,330

**EIGHTEENTH MIDDLESEX DISTRICT**

Kevin J. Murphy, of Lowell (Democratic) has .....	4,782
and appears to be elected.	
All Others.....	19
Blanks .....	1,693
Total Votes Cast.....	6,494

**NINETEENTH MIDDLESEX DISTRICT**

James R. Miceli, of Wilmington (Democratic) has .....	9,857
and appears to be elected.	
Mario S. Marchese, of Wilmington (Republican) has .....	5,634
All Others.....	27
Blanks .....	471
Total Votes Cast.....	15,989

**TWENTIETH MIDDLESEX DISTRICT**

Bradley H. Jones, Jr., of North Reading (Republican) has .....	15,878
and appears to be elected.	
All Others.....	118
Blanks .....	4,033
Total Votes Cast.....	20,029

**TWENTY-FIRST MIDDLESEX DISTRICT**

Charles A. Murphy, of Burlington (Democratic) has .....	11,491
and appears to be elected.	
All Others.....	332
Blanks .....	5,201
Total Votes Cast.....	17,024

**TWENTY-SECOND MIDDLESEX DISTRICT**

Kevin P. Conway, of Billerica (Democratic) has .....	5,014
Marc T. Lombardo, of Billerica (Republican) has.....	7,405
and appears to be elected.	
James F. O'Donnell, Jr., of Billerica (Independent) has.....	1,977
George J. Simolaris, Jr., of Billerica (Write-in) has .....	78
All Others.....	179
Blanks .....	421
Total Votes Cast.....	15,074

**TWENTY-THIRD MIDDLESEX DISTRICT**

Sean Garballey, of Arlington (Democratic) has .....	15,082
and appears to be elected.	
All Others.....	260
Blanks .....	4,636
Total Votes Cast.....	19,978

**TWENTY-FOURTH MIDDLESEX DISTRICT**

William N. Brownsberger, of Belmont (Democratic) has .....	12,732
and appears to be elected.	
Lalig Musserian, of Belmont (Unenrolled) has .....	3,656
All Others.....	33
Blanks .....	1,303
Total Votes Cast.....	17,724

**TWENTY-FIFTH MIDDLESEX DISTRICT**

Alice K. Wolf, of Cambridge (Democratic) has .....	10,743
and appears to be elected.	
All Others.....	86
Blanks .....	1,901
Total Votes Cast.....	12,730

**TWENTY-SIXTH MIDDLESEX DISTRICT**

Timothy J. Toomey, Jr., of Cambridge (Democratic) has .....	9,637
and appears to be elected.	
All Others.....	141
Blanks .....	1,879
Total Votes Cast.....	11,657

**TWENTY-SEVENTH MIDDLESEX DISTRICT**

Denise Provost, of Somerville (Democratic) has.....	10,955
and appears to be elected.	
All Others.....	224
Blanks .....	2,213
Total Votes Cast.....	13,392

**TWENTY-EIGHTH MIDDLESEX DISTRICT**

Stephen Stat Smith, of Everett (Democratic) has .....	5,855
and appears to be elected.	
Dennis John Gianatassio, of Everett (Independent) has .....	3,290
All Others.....	126
Blanks .....	774
Total Votes Cast.....	9,931

**TWENTY-NINTH MIDDLESEX DISTRICT**

Jonathan Hecht, of Watertown (Democratic) has .....	11,886
and appears to be elected.	
All Others.....	164
Blanks .....	3,246
Total Votes Cast.....	15,296

**THIRTIETH MIDDLESEX DISTRICT**

James J. Dwyer, of Woburn (Democratic) has .....	9,046
and appears to be elected.	
Kara Marie Fratto, of Reading (Republican) has.....	5,209
All Others.....	8
Blanks .....	860
Total Votes Cast.....	15,123

**THIRTY-FIRST MIDDLESEX DISTRICT**

Jason M. Lewis, of Winchester (Democratic) has .....	8,970
and appears to be elected.	
George Georgountzos, of Stoneham (Republican) has .....	6,053
Michael J. Rotondi, of Stoneham (Independent) has .....	2,131
All Others.....	0
Blanks .....	825
Total Votes Cast.....	17,979

**THIRTY-SECOND MIDDLESEX DISTRICT**

Paul Brodeur, of Melrose (Democratic) has .....	9,252
and appears to be elected.	
David R. Lucas, of Melrose (Republican) has .....	8,717
All Others.....	26
Blanks .....	1,040
Total Votes Cast.....	19,035

**THIRTY-THIRD MIDDLESEX DISTRICT**

Christopher G. Fallon, of Malden (Democratic) has .....	8,009
and appears to be elected.	
All Others.....	139
Blanks .....	2,188
Total Votes Cast.....	10,336

**THIRTY-FOURTH MIDDLESEX DISTRICT**

Carl M. Sciortino, Jr., of Medford (Democratic) has.....	7,599
and appears to be elected.	
Richard J. Cannava, of Medford (Independent) has .....	2,734
All Others.....	23
Blanks .....	953
Total Votes Cast.....	11,309

**THIRTY-FIFTH MIDDLESEX DISTRICT**

Paul J. Donato, of Medford (Democratic) has .....	9,306
and appears to be elected.	
Karla Romero, of Malden (Independent) has .....	2,887
All Others.....	26
Blanks .....	770
Total Votes Cast.....	12,989

**THIRTY-SIXTH MIDDLESEX DISTRICT**

Colleen M. Garry, of Dracut (Democratic) has .....	8,196
and appears to be elected.	
George Derek Boag, of Dracut (Republican) has .....	5,470
Matthew James Sheehan, of Dracut (Unenrolled) has.....	1,575
All Others.....	4
Blanks .....	622
Total Votes Cast.....	15,867

**THIRTY-SEVENTH MIDDLESEX DISTRICT**

Jennifer E. Benson, of Lunenburg (Democratic) has.....	9,495
and appears to be elected.	
Kurt Hayes, of Boxborough (Republican) has.....	7,833
All Others.....	5
Blanks .....	677
Total Votes Cast.....	18,010

**FIRST NORFOLK DISTRICT**

Bruce J. Ayers, of Quincy (Democratic) has .....	11,199
and appears to be elected.	
All Others.....	220
Blanks .....	3,347
Total Votes Cast.....	14,766

**SECOND NORFOLK DISTRICT**

Tackey Chan, of Quincy (Democratic) has.....	6,735
and appears to be elected.	
John M. Iredale, of Quincy (Republican) has .....	4,139
Karl Roos, of Quincy (Independent) has .....	2,095
All Others.....	7
Blanks .....	632
Total Votes Cast.....	13,608

**THIRD NORFOLK DISTRICT**

Ronald Mariano, of Quincy (Democratic) has.....	8,874
and appears to be elected.	
Gary M. Lowell, of Weymouth (Independent) has.....	5,054
All Others.....	18
Blanks .....	1,504
Total Votes Cast.....	15,450

**FOURTH NORFOLK DISTRICT**

James Michael Murphy, of Weymouth (Democratic) has .....	8,862
and appears to be elected.	
Douglas R. Ness, of Weymouth (Republican) has .....	4,498
Robert Montgomery Thomas, of Weymouth (Non-Party) has .....	909
All Others.....	13
Blanks .....	888
Total Votes Cast.....	15,170

**FIFTH NORFOLK DISTRICT**

Mark James Cusack, of Braintree (Democratic) has .....	9,544
and appears to be elected.	
Paul Dan Clifford, of Braintree (Independent) has .....	6,719
All Others.....	32
Blanks .....	1,301
Total Votes Cast.....	17,596

**SIXTH NORFOLK DISTRICT**

William C. Galvin, of Canton (Democratic) has .....	11,660
and appears to be elected.	
All Others.....	98
Blanks .....	4,101
Total Votes Cast.....	15,859

**SEVENTH NORFOLK DISTRICT**

Walter F. Timilty, of Milton (Democratic) has.....	11,913
and appears to be elected.	
All Others.....	168
Blanks .....	4,061
Total Votes Cast.....	16,142

**EIGHTH NORFOLK DISTRICT**

Louis L. Kafka, of Stoughton (Democratic) has.....	12,834
and appears to be elected.	
All Others.....	190
Blanks .....	5,197
Total Votes Cast.....	18,221

**NINTH NORFOLK DISTRICT**

Stanley J. Nascewicz, of Plainville (Democratic) has .....	5,323
Daniel B. Winslow, of Norfolk (Republican) has.....	11,081
and appears to be elected.	
All Others.....	17
Blanks .....	1,098
Total Votes Cast.....	17,519

**TENTH NORFOLK DISTRICT**

James E. Vallee, of Franklin (Democratic) has .....	12,270
and appears to be elected.	
All Others.....	321
Blanks .....	4,253
Total Votes Cast.....	16,844

**ELEVENTH NORFOLK DISTRICT**

Paul McMurtry, of Dedham (Democratic) has .....	12,766
and appears to be elected.	
All Others.....	186
Blanks .....	6,176
Total Votes Cast.....	19,128

**TWELFTH NORFOLK DISTRICT**

John H. Rogers, of Norwood (Democratic) has.....	8,784
and appears to be elected.	
James M. Stanton, of Walpole (Republican) has.....	7,564
All Others.....	12
Blanks .....	663
Total Votes Cast.....	17,023

**THIRTEENTH NORFOLK DISTRICT**

Denise C. Garlick, of Needham (Democratic) has .....	10,661
and appears to be elected.	
John P. O’Leary, of Needham (Republican) has .....	8,597
All Others.....	15
Blanks .....	829
Total Votes Cast.....	20,102

### FOURTEENTH NORFOLK DISTRICT

Alice Hanlon Peisch, of Wellesley (Democratic) has .....	11,162
and appears to be elected.	
Royall H. Switzler, of Wellesley (Republican) has .....	7,071
All Others.....	7
Blanks .....	792
Total Votes Cast.....	19,032

### FIFTEENTH NORFOLK DISTRICT

Frank Israel Smizik, of Brookline (Democratic) has .....	10,441
and appears to be elected.	
All Others.....	54
Blanks .....	2,953
Total Votes Cast.....	13,448

### FIRST PLYMOUTH DISTRICT

Vinny M. deMacedo, of Plymouth (Republican) has .....	14,263
and appears to be elected.	
All Others.....	131
Blanks .....	3,562
Total Votes Cast.....	17,956

### SECOND PLYMOUTH DISTRICT

Susan Williams Gifford, of Wareham (Republican) has .....	10,398
and appears to be elected.	
David A. Smith, of Wareham (Democratic) has.....	5,331
All Others.....	9
Blanks .....	837
Total Votes Cast.....	16,575

### THIRD PLYMOUTH DISTRICT

Garrett J. Bradley, of Hingham (Democratic) has .....	12,522
and appears to be elected.	
Timothy F. Finnerty, of Hingham (Republican) has.....	7,645
Carlton A. Chambers, Sr., of Hingham (Independent) has.....	517
All Others.....	0
Blanks .....	595
Total Votes Cast.....	21,279

**FOURTH PLYMOUTH DISTRICT**

James M. Cantwell, of Marshfield (Democratic) has .....	14,425
and appears to be elected.	
All Others.....	172
Blanks .....	4,865
Total Votes Cast.....	19,462

**FIFTH PLYMOUTH DISTRICT**

Rhonda L. Nyman, of Hanover (Democratic) has .....	9,340
and appears to be elected.	
Korey M. Welch, of Rockland (Republican) has.....	8,339
All Others.....	124
Blanks .....	734
Total Votes Cast.....	18,537

**SIXTH PLYMOUTH DISTRICT**

Daniel K. Webster, of Pembroke (Republican) has .....	9,304
and appears to be elected.	
Josh S. Cutler, of Duxbury (Democratic) has .....	8,804
All Others.....	12
Blanks .....	401
Total Votes Cast.....	18,521

**SEVENTH PLYMOUTH DISTRICT**

Allen J. McCarthy, of East Bridgewater (Democratic) has .....	8,132
Geoff Diehl, of Whitman (Republican) has .....	8,553
and appears to be elected.	
All Others.....	6
Blanks .....	593
Total Votes Cast.....	17,284

**EIGHTH PLYMOUTH DISTRICT**

Angelo L. D’Emilia, of Bridgewater (Republican) has .....	8,179
and appears to be elected.	
Patricia A. Lawton, of Bridgewater (Democratic) has .....	7,294
All Others.....	13
Blanks .....	728
Total Votes Cast.....	16,214

**NINTH PLYMOUTH DISTRICT**

Michael D. Brady, of Brockton (Democratic) has .....	7,381
and appears to be elected.	
All Others.....	31
Blanks .....	1,992
Total Votes Cast.....	9,404

**TENTH PLYMOUTH DISTRICT**

Christine E. Canavan, of Brockton (Democratic) has.....	6,705
and appears to be elected.	
John F. Cruz, of West Bridgewater (Republican) has .....	5,237
All Others.....	6
Blanks .....	670
Total Votes Cast.....	12,618

**ELEVENTH PLYMOUTH DISTRICT**

Geraldine Creedon, of Brockton (Democratic) has .....	5,857
and appears to be elected.	
Kristine Abrams, of Easton (Republican) has.....	4,333
All Others.....	4
Blanks .....	876
Total Votes Cast.....	11,070

**TWELFTH PLYMOUTH DISTRICT**

Thomas J. Calter, III, of Kingston (Democratic) has.....	10,107
and appears to be elected.	
Joseph M. Truschelli, of Plymouth (Republican) has.....	8,421
All Others.....	14
Blanks .....	1,050
Total Votes Cast.....	19,592

**FIRST SUFFOLK DISTRICT**

Carlo Basile, of Boston (Democratic) has .....	4,839
and appears to be elected.	
All Others.....	153
Blanks .....	1,477
Total Votes Cast.....	6,469

**SECOND SUFFOLK DISTRICT**

Eugene L. O’Flaherty, of Chelsea (Democratic) has .....	6,955
and appears to be elected.	
All Others.....	147
Blanks .....	2,548
Total Votes Cast.....	9,650

**THIRD SUFFOLK DISTRICT**

Aaron Michlewitz, of Boston (Democratic) has .....	9,239
and appears to be elected.	
All Others.....	221
Blanks .....	3,322
Total Votes Cast.....	12,782

**FOURTH SUFFOLK DISTRICT**

Patrick James Brennan, of Boston (Republican) has .....	3,424
Nick Collins, of Boston (Democratic) has .....	9,421
and appears to be elected.	
All Others.....	36
Blanks .....	659
Total Votes Cast.....	13,540

**FIFTH SUFFOLK DISTRICT**

Carlos Tony Henriquez, of Boston (Democratic) has .....	5,332
and appears to be elected.	
Barry Lawton, of Boston (Write-in) has .....	269
All Others.....	483
Blanks .....	1,668
Total Votes Cast.....	7,752

**SIXTH SUFFOLK DISTRICT**

Russell E. Holmes, of Boston (Democratic) has .....	7,231
and appears to be elected.	
All Others.....	96
Blanks .....	1,677
Total Votes Cast.....	9,004

**SEVENTH SUFFOLK DISTRICT**

Gloria L. Fox, of Boston (Democratic) has .....	6,151
and appears to be elected.	
All Others.....	83
Blanks .....	1,342
Total Votes Cast.....	7,576

**EIGHTH SUFFOLK DISTRICT**

Martha Marty Walz, of Boston (Democratic) has .....	9,273
and appears to be elected.	
Brad Marston, of Boston (Republican) has.....	2,731
All Others.....	11
Blanks .....	959
Total Votes Cast.....	12,974

**NINTH SUFFOLK DISTRICT**

Byron Rushing, of Boston (Democratic) has.....	6,760
and appears to be elected.	
All Others.....	138
Blanks .....	2,101
Total Votes Cast.....	8,999

**TENTH SUFFOLK DISTRICT**

Edward F. Coppinger, of Boston (Democratic) has.....	12,502
and appears to be elected.	
All Others.....	210
Blanks .....	4,638
Total Votes Cast.....	17,350

**ELEVENTH SUFFOLK DISTRICT**

Elizabeth A. Malia, of Boston (Democratic) has.....	9,192
and appears to be elected.	
All Others.....	145
Blanks .....	2,273
Total Votes Cast.....	11,610

**TWELFTH SUFFOLK DISTRICT**

Linda Dorcena Forry, of Boston (Democratic) has .....	9,726
and appears to be elected.	
All Others.....	149
Blanks .....	2,819
Total Votes Cast.....	12,694

**THIRTEENTH SUFFOLK DISTRICT**

Martin J. Walsh, of Boston (Democratic) has.....	7,903
and appears to be elected.	
All Others.....	144
Blanks .....	2,149
Total Votes Cast.....	10,196

**FOURTEENTH SUFFOLK DISTRICT**

Angelo M. Scaccia, of Boston (Democratic) has.....	9,954
and appears to be elected.	
All Others.....	182
Blanks .....	3,176
Total Votes Cast.....	13,312

**FIFTEENTH SUFFOLK DISTRICT**

Jeffrey Sánchez, of Boston (Democratic) has.....	10,931
and appears to be elected.	
All Others.....	163
Blanks .....	2,583
Total Votes Cast.....	13,677

**SIXTEENTH SUFFOLK DISTRICT**

Kathi-Anne Reinstein, of Revere (Democratic) has .....	8,016
and appears to be elected.	
All Others.....	124
Blanks .....	3,055
Total Votes Cast.....	11,195

**SEVENTEENTH SUFFOLK DISTRICT**

Kevin G. Honan, of Boston (Democratic) has .....	5,821
and appears to be elected.	
All Others.....	138
Blanks .....	1,458
Total Votes Cast.....	7,417

**EIGHTEENTH SUFFOLK DISTRICT**

Michael J. Moran, of Boston (Democratic) has .....	6,000
and appears to be elected.	
All Others.....	147
Blanks .....	2,084
Total Votes Cast.....	8,231

**NINETEENTH SUFFOLK DISTRICT**

Robert A. DeLeo, of Winthrop (Democratic) has .....	8,195
and appears to be elected.	
All Others.....	210
Blanks .....	2,524
Total Votes Cast.....	10,929

**FIRST WORCESTER DISTRICT**

Kimberly N. Ferguson, of Holden (Republican) has .....	12,324
and appears to be elected.	
Kenneth O'Brien, of Holden (Democratic) has .....	6,657
Jonathan B. Long, of Holden (Unenrolled) has .....	2,307
All Others.....	3
Blanks .....	799
Total Votes Cast.....	22,090

**SECOND WORCESTER DISTRICT**

Richard Bastien, of Gardner (Republican) has .....	5,652
and appears to be elected.	
Patrick M. Gerry, of Gardner (Democratic) has .....	5,250
Carolyn A. Kamuda, of Gardner (Unenrolled) has.....	1,014
Colleen O'Neil-Laperriere, of Gardner (Independent) has.....	1,131
All Others.....	8
Blanks .....	659
Total Votes Cast.....	13,714

**THIRD WORCESTER DISTRICT**

Stephen L. DiNatale, of Fitchburg (Democratic) has .....	7,853
and appears to be elected.	
All Others.....	63
Blanks .....	2,191
Total Votes Cast.....	10,107

**FOURTH WORCESTER DISTRICT**

Dennis A. Rosa, of Leominster (Democratic) has .....	10,150
and appears to be elected.	
All Others.....	37
Blanks .....	3,198
Total Votes Cast.....	13,385

**FIFTH WORCESTER DISTRICT**

Anne M. Gobi, of Spencer (Democratic) has .....	9,810
and appears to be elected.	
Rodney Arvid Josephson, of Barre (Republican) has.....	5,192
All Others.....	6
Blanks .....	382
Total Votes Cast.....	15,390

**SIXTH WORCESTER DISTRICT**

<del>Geraldo Alicea, of Charlton (Democratic) has .....</del>	<del>6,586</del>
<del>Peter Durant, of Spencer (Republican) has.....</del>	<del>6,587</del>
<del>and appears to be elected.</del>	
<del>All Others.....</del>	<del>3</del>
<del>Blanks .....</del>	<del>357</del>
<del>Total Votes Cast.....</del>	<del>13,533</del>

**SEVENTH WORCESTER DISTRICT**

Paul K. Frost, of Auburn (Republican) has.....	12,090
and appears to be elected.	
All Others.....	68
Blanks .....	3,520
Total Votes Cast.....	15,678

**EIGHTH WORCESTER DISTRICT**

Paul Kujawski, of Webster (Democratic) has .....	6,019
Kevin J. Kuros, of Uxbridge (Republican) has .....	8,052
and appears to be elected.	
All Others.....	11
Blanks .....	433
Total Votes Cast.....	14,515

**NINTH WORCESTER DISTRICT**

George N. Peterson, Jr., of Grafton (Republican) has .....	11,966
and appears to be elected.	
Timothy A. Dodd, of Westborough (Democratic) has .....	5,783
All Others.....	5
Blanks .....	781
Total Votes Cast.....	18,535

**TENTH WORCESTER DISTRICT**

John V. Fernandes, of Milford (Democratic) has .....	10,176
and appears to be elected.	
All Others.....	205
Blanks .....	3,770
Total Votes Cast.....	14,151

**ELEVENTH WORCESTER DISTRICT**

Matthew A. Beaton, of Shrewsbury (Republican) has .....	9,709
and appears to be elected.	
Kevin T. Byrne, of Shrewsbury (Democratic) has .....	6,261
All Others.....	6
Blanks .....	734
Total Votes Cast.....	16,710

**TWELFTH WORCESTER DISTRICT**

Harold P. Naughton, Jr., of Clinton (Democratic) has.....	10,254
and appears to be elected.	
James F. Gettens, of Sterling (Republican) has .....	6,592
All Others.....	18
Blanks .....	596
Total Votes Cast.....	17,460

**THIRTEENTH WORCESTER DISTRICT**

Paul J. Franco, of Worcester (Republican) has .....	4,894
John J. Mahoney, of Worcester (Democratic) has .....	7,725
and appears to be elected.	
Bruce R. Card, of Worcester (Independent) has .....	224
Ronal C. Madnick, of Worcester (Independent) has .....	1,065
All Others .....	13
Blanks .....	642
Total Votes Cast .....	14,563

**FOURTEENTH WORCESTER DISTRICT**

James J. O'Day, of West Boylston (Democratic) has .....	8,996
and appears to be elected.	
All Others .....	272
Blanks .....	3,420
Total Votes Cast .....	12,688

**FIFTEENTH WORCESTER DISTRICT**

Vincent A. Pedone, of Worcester (Democratic) has .....	5,525
and appears to be elected.	
All Others .....	150
Blanks .....	1,654
Total Votes Cast .....	7,329

**SIXTEENTH WORCESTER DISTRICT**

John P. Fresolo, of Worcester (Democratic) has .....	5,905
and appears to be elected.	
All Others .....	177
Blanks .....	1,691
Total Votes Cast .....	7,773

**SEVENTEENTH WORCESTER DISTRICT**

John J. Binienda, Sr., of Worcester (Democratic) has .....	7,887
and appears to be elected.	
All Others .....	195
Blanks .....	2,425
Total Votes Cast .....	10,507

**EIGHTEENTH WORCESTER DISTRICT**

Jennifer M. Callahan, of Sutton (Democratic) has .....	8,385
Ryan C. Fattman, of Sutton (Republican) has .....	9,292
and appears to be elected.	
All Others.....	8
Blanks .....	292
Total Votes Cast.....	17,977

**DISTRICT ATTORNEY**

**BERKSHIRE DISTRICT**

David F. Capeless, of West Stockbridge (Democratic) has.....	33,689
and appears to be elected.	
All Others.....	261
Blanks .....	9,112
Total Votes Cast.....	43,062

**BRISTOL DISTRICT**

C. Samuel Sutter, of Fall River (Democratic) has .....	126,734
and appears to be elected.	
All Others.....	1,274
Blanks .....	46,995
Total Votes Cast.....	175,003

**CAPE & ISLANDS DISTRICT**

Michael D. O’Keefe, of Sandwich (Republican) has .....	88,038
and appears to be elected.	
All Others.....	646
Blanks .....	32,290
Total Votes Cast.....	120,974

**EASTERN DISTRICT**

Jonathan W. Blodgett, of Peabody (Democratic) has .....	179,359
and appears to be elected.	
All Others.....	2,125
Blanks .....	87,988
Total Votes Cast.....	269,472

**HAMPDEN DISTRICT**

Stephen J. Buoniconti, of West Springfield (Democratic) has .....	55,283
Mark G. Mastroianni, of Westfield (Independent) has .....	78,079
and appears to be elected.	
All Others.....	139
Blanks .....	4,825
Total Votes Cast.....	138,326

**MIDDLE DISTRICT**

Joseph D. Early, Jr., of Worcester (Democratic) has.....	187,728
and appears to be elected.	
All Others.....	3,037
Blanks .....	80,153
Total Votes Cast.....	270,918

**NORFOLK DISTRICT**

Michael W. Morrissey, of Quincy (Democratic) has.....	147,645
and appears to be elected.	
John F. Coffey, of Needham (Independent) has .....	97,456
All Others.....	354
Blanks .....	28,083
Total Votes Cast.....	273,538

**NORTHERN DISTRICT**

Gerard T. Leone, Jr., of Hopkinton (Democratic) has .....	387,377
and appears to be elected.	
All Others.....	5,536
Blanks .....	165,061
Total Votes Cast.....	557,974

**NORTHWESTERN DISTRICT**

David E. Sullivan, of Easthampton (Democratic) has .....	69,689
and appears to be elected.	
Michael A. Cahillane, of Northampton (Write-in) has .....	352
All Others.....	443
Blanks .....	18,085
Total Votes Cast.....	88,569

**PLYMOUTH DISTRICT**

Timothy J. Cruz, of Marshfield (Republican) has .....	123,022
and appears to be elected.	
John F. Shea, of Marshfield (Democratic) has .....	60,273
All Others.....	80
Blanks .....	10,677
Total Votes Cast.....	194,052

**SUFFOLK DISTRICT**

Daniel F. Conley, of Boston (Democratic) has.....	139,551
and appears to be elected.	
All Others.....	2,349
Blanks .....	46,175
Total Votes Cast.....	188,075

**SHERIFF**

**BARNSTABLE COUNTY**

James M. Cummings, of Falmouth (Republican) has.....	78,570
and appears to be elected.	
All Others.....	406
Blanks .....	28,633
Total Votes Cast.....	107,609

**BERKSHIRE COUNTY**

Thomas N. Bowler, of Pittsfield (Democratic) has.....	34,902
and appears to be elected.	
All Others.....	242
Blanks .....	7,918
Total Votes Cast.....	43,062

**BRISTOL COUNTY**

Thomas M. Hodgson, of Dartmouth (Republican) has.....	84,808
and appears to be elected.	
John F. Quinn, of Dartmouth (Democratic) has .....	67,469
Alan D. Garcia, of Dartmouth (Independent) has.....	16,543
All Others.....	51
Blanks .....	6,132
Total Votes Cast.....	175,003

**DUKES COUNTY**

Michael A. McCormack, of West Tisbury (Democratic) has.....	4,531
and appears to be elected.	
Warren J. Gosson, of Oak Bluffs (Unenrolled) has .....	417
Neal J. Maciel, of Tisbury (Unenrolled) has.....	3,262
All Others.....	9
Blanks .....	308
Total Votes Cast.....	8,527

**ESSEX COUNTY**

Frank G. Cousins, Jr., of Newburyport (Republican) has.....	159,131
and appears to be elected.	
Damian M. Anketell, of Peabody (Democratic) has.....	70,501
Kevin J. Leach, of Manchester-By-The-Sea (Independent) has .....	20,091
All Others.....	195
Blanks .....	19,554
Total Votes Cast.....	269,472

**FRANKLIN COUNTY**

Christopher J. Donelan, of Orange (Democratic) has.....	22,711
and appears to be elected.	
All Others.....	240
Blanks .....	5,125
Total Votes Cast.....	28,076

**HAMPDEN COUNTY**

Michael J. Ashe, Jr., of Longmeadow (Democratic) has.....	104,322
and appears to be elected.	
All Others.....	1,677
Blanks .....	32,327
Total Votes Cast.....	138,326

**HAMPSHIRE COUNTY**

Robert J. Garvey, of Northampton (Democratic) has .....	40,000
and appears to be elected.	
Stephen Anthony Chojnacki, of Granby (Republican) has.....	13,947
All Others.....	30
Blanks .....	3,086
Total Votes Cast.....	57,063

**MIDDLESEX COUNTY**

James V. DiPaola, of Malden (Democratic) has.....	350,791
and appears to be elected.	
Michael S. Tranchita, Sr., of Winchester (Unenrolled) has.....	111,783
All Others.....	1,280
Blanks .....	94,120
Total Votes Cast.....	557,974

**NANTUCKET COUNTY**

Richard M. Bretschneider, of Nantucket (Unenrolled) has .....	879
James A. Perelman, of Nantucket (Democratic/Republican/Unenrolled) has and appears to be elected.	3,831
John T. Cesan, of Agawam (Independent) has .....	29
All Others.....	9
Blanks .....	90
Total Votes Cast.....	4,838

**NORFOLK COUNTY**

Michael G. Belotti, of Quincy (Democratic) has .....	158,545
and appears to be elected.	
William J. Farretta, of Weymouth (Republican) has .....	90,460
All Others.....	249
Blanks .....	24,284
Total Votes Cast.....	273,538

**PLYMOUTH COUNTY**

Joseph D. McDonald, Jr., of Kingston (Republican) has.....	141,401
and appears to be elected.	
Thomas E. Chambers of Hanson (Write-in) has .....	615
All Others.....	1,243
Blanks .....	50,793
Total Votes Cast.....	194,052

**SUFFOLK COUNTY**

Andrea Cabral, of Boston (Democratic) has .....	128,603
and appears to be elected.	
Hassan A. Smith, of Boston (Independent) has .....	28,438
All Others.....	845
Blanks .....	30,189
Total Votes Cast.....	188,075

**WORCESTER COUNTY**

Lewis G. Evangelidis, of Holden (Republican) has.....	136,696
and appears to be elected.	
Thomas J. Foley, of Worcester (Democratic) has.....	107,569
Keith E. Nicholas, of Warren (Independent) has .....	15,238
All Others.....	188
Blanks .....	14,657
Total Votes Cast.....	274,348

**COUNTY COMMISSIONER**

**BARNSTABLE COUNTY**

William Doherty, of Harwich (Republican) has .....	75,950
and appears to be elected.	
All Others.....	360
Blanks .....	31,299
Total Votes Cast.....	107,609

**BRISTOL COUNTY**

Maria F. Lopes, of Taunton (Democratic) has.....	117,343
and appears to be elected.	
All Others.....	1,881
Blanks .....	55,779
Total Votes Cast.....	175,003

**DUKES COUNTY**

Tristan R. Israel, of Tisbury (Unenrolled) has .....	4,963
and appears to be elected.	
Leslie H. Leland, of West Tisbury (Unenrolled) has.....	4,409
and appears to be elected.	
Melinda F. Loberg, Tisbury (Unenrolled) has .....	3,687
and appears to be elected.	
Carlene J. Gating, of Edgartown (Write-in) has .....	307
and appears to be elected.	
Benjamin Hall, Jr., of Edgartown (Write-in) has.....	123
Richard S. Lee, of Aquinnah (Write-in) has .....	49
All Others.....	171
Blanks .....	20,399
Total Votes Cast.....	34,108

**NORFOLK COUNTY**

Peter H. Collins, of Milton (Democratic) has .....	170,410
and appears to be elected.	
All Others.....	2,575
Blanks .....	100,553
Total Votes Cast.....	273,538

**PLYMOUTH COUNTY**

Timothy J. McMullen, of Pembroke (Democratic) has .....	85,808
Sandra M. Wright, of Bridgewater (Republican) has .....	87,413
and appears to be elected.	
All Others.....	152
Blanks .....	20,679
Total Votes Cast.....	194,052

**COUNCIL OF GOVERNMENT EXECUTIVE COMMITTEE**

**FRANKLIN COUNTY**

Bill Perlman, of Ashfield has.....	20,250
and appears to be elected.	
All Others.....	94
Blanks .....	7,732
Total Votes Cast.....	28,076

**PLYMOUTH COUNTY CHARTER COMMISSION**

**District 1**

John T. Donahue, of Wareham has.....	8,895
and appears to be elected.	
Margaret A. Ishihara, of Wareham (Write-in) has.....	16
Francis L. McDonald, of Wareham (Write-in) has.....	11
All Others.....	133
Blanks .....	4,794
Total Votes Cast.....	13,849

**District 2**

Thomas F. McGuire, of Middleborough has.....	9,717
and appears to be elected.	
All Others.....	14
Blanks .....	3,942
Total Votes Cast.....	13,673

**District 3**

---

Gordon R. Andrews, of Halifax (Write in) has .....	147
.....and appears to be elected.	
Michelle M. Pearce, of Bridgewater (Write in) has .....	33
All Others.....	905
Blanks .....	12,250
Total Votes Cast.....	13,335

**District 4**

---

Theodore Bosen, of Plymouth (Write in) has .....	75
.....and appears to be elected.	
Victor G. Moulton, Jr., of Plymouth (Write in) has .....	17
Patrick Thomas O'Brien of Plymouth (Write in) has .....	52
All Others.....	308
Blanks .....	14,957
Total Votes Cast.....	15,409

**District 5**

---

Wayne K. Dickson of Plymouth (Write in).....	14
Michael J. Jones, of Plymouth (Write in) has.....	19
.....and appears to be elected.	
All Others.....	496
Blanks .....	11,050
Total Votes Cast.....	11,579

**District 6**

---

David D. Fitzgerald, of Kingston has .....	6,277
William M. Harris, of Duxbury has .....	6,584
.....and appears to be elected.	
All Others.....	60
Blanks .....	3,070
Total Votes Cast.....	15,991

**District 7**

---

Edward J. O'Connell, of Marshfield has .....	7,177
.....and appears to be elected.	
David H. O'Reilly, of Marshfield has .....	3,584
All Others.....	48
Blanks .....	4,196
Total Votes Cast.....	15,005

**District 8**

Caitlin M. Cavanaugh, of Hanover has .....	6,826
_____ and appears to be elected.	
Richard J. Flynn, of Hanson has .....	5,379
All Others .....	39
Blanks .....	2,994
Total Votes Cast .....	15,238

**District 9**

Charles R. Markham, of Norwell has .....	10,175
_____ and appears to be elected.	
All Others .....	41
Blanks .....	5,367
Total Votes Cast .....	15,583

**District 10**

Carl W. Harris, Jr., of Hingham has .....	7,646
_____ and appears to be elected.	
James M. Tobin, of Hull has .....	4,982
All Others .....	0
Blanks .....	3,392
Total Votes Cast .....	16,020

**District 11**

Mark E. Linde, of Brockton (Write in) has .....	17
Robert Wisgirda, of Brockton (Write in) has .....	40
_____ and appears to be elected.	
All Others .....	101
Blanks .....	9,666
Total Votes Cast .....	9,824

**District 12**

Robert A. Cogan, Jr., of Brockton (Write in) has .....	6
Richard J. Zaccaro, of Brockton (Write in) has .....	12
_____ and appears to be elected.	
All Others .....	51
Blanks .....	5,592
Total Votes Cast .....	5,661

**District 13**

Francis Pina, of Brockton (Write in) has.....	2
_____ and appears to be elected.	
All Others.....	367
Blanks .....	8,008
Total Votes Cast.....	8,377

**District 14**

Steven P. Foote, of Brockton (Write in) has.....	14
_____ and appears to be elected.	
All Others.....	461
Blanks .....	10,676
Total Votes Cast.....	11,151

**District 15**

Anthony Marcucella, Jr., of Whitman (Write in) has.....	22
_____ and appears to be elected.	
All Others.....	463
Blanks .....	12,872
Total Votes Cast.....	13,357

**EXECUTIVE DEPARTMENT COUNCIL CHAMBER  
BOSTON, DECEMBER**

**STATE-WIDE BALLOT QUESTIONS**

**QUESTION 1**

**LAW PROPOSED BY INITIATIVE PETITION**

Do you approve of a law summarized below, on which no vote was taken by the Senate or the House of Representatives before May 4, 2010?

**SUMMARY**

This proposed law would remove the Massachusetts sales tax on alcoholic beverages and alcohol, where the sale of such beverages and alcohol or their importation into the state is already subject to a separate excise tax under state law. The proposed law would take effect on January 1, 2011.

	<b>YES</b>	<b>NO</b>	<b>BLANK</b>	<b>TOTAL</b>
County of Barnstable	59,798	42,096	5,715	107,609
County of Berkshire	14,647	26,904	1,511	43,062
County of Bristol	89,559	72,300	13,144	175,003
County of Dukes	3,629	4,455	443	8,527
County of Essex	149,652	110,742	9,078	269,472
County of Franklin	9,352	17,481	1,243	28,076
County of Hampden	65,158	65,021	8,147	138,326
County of Hampshire	20,511	35,060	1,492	57,063
County of Middlesex	265,173	272,116	20,685	557,974
County of Nantucket	2,576	2,065	197	4,838
County of Norfolk	136,248	122,555	14,735	273,538
County of Plymouth	112,396	73,154	8,502	194,052
County of Suffolk	63,078	108,502	16,495	188,075
County of Worcester	155,597	108,955	9,796	274,348
<b>TOTAL</b>	<b>1,147,374</b>	<b>1,061,406</b>	<b>111,183</b>	<b>2,319,963</b>

## QUESTION 2

### LAW PROPOSED BY INITIATIVE PETITION

Do you approve of a law summarized below, *on which no vote was taken by the Senate or the House of Representatives before May 4, 2010?*

#### SUMMARY

This proposed law would repeal an existing state law that allows a qualified organization wishing to build government-subsidized housing that includes low- or moderate-income units to apply for a single comprehensive permit from a city or town's zoning board of appeals (ZBA), instead of separate permits from each local agency or official having jurisdiction over any aspect of the proposed housing. The repeal would take effect on January 1, 2011, but would not stop or otherwise affect any proposed housing that had already received both a comprehensive permit and a building permit for at least one unit.

Under the existing law, the ZBA holds a public hearing on the application and considers the recommendations of local agencies and officials. The ZBA may grant a comprehensive permit that may include conditions or requirements concerning the height, site plan, size, shape, or building materials of the housing. Persons aggrieved by the ZBA's decision to grant a permit may appeal it to a court. If the ZBA denies the permit or grants it with conditions or requirements that make the housing uneconomic to build or to operate, the applicant may appeal to the state Housing Appeals Committee (HAC).

After a hearing, if the HAC rules that the ZBA's denial of a comprehensive permit was unreasonable and not consistent with local needs, the HAC orders the ZBA to issue the permit. If the HAC rules that the ZBA's decision issuing a comprehensive permit with conditions or requirements made the housing uneconomic to build or operate and was not consistent with local needs, the HAC orders the ZBA to modify or remove any such condition or requirement so as to make the proposal no longer uneconomic. The HAC cannot order the ZBA to issue any permit that would allow the housing to fall below minimum safety standards or site plan requirements. If the HAC rules that the ZBA's action was consistent with local needs, the HAC must uphold it even if it made the housing uneconomic. The HAC's decision is subject to review in the courts.

A condition or requirement makes housing "uneconomic" if it would prevent a public agency or non-profit organization from building or operating the housing except at a financial loss, or it would prevent a limited dividend organization from building or operating the housing without a reasonable return on its investment.

A ZBA's decision is "consistent with local needs" if it applies requirements that are reasonable in view of the regional need for low- and moderate-income housing and the number of low-income persons in the city or town, as well as the need to protect health and safety, promote better site and building design, and preserve open space, if those requirements are applied as equally as possible to both subsidized and unsubsidized housing. Requirements are considered "consistent with local needs" if more than 10% of the city or town's housing units are low- or moderate-income units or if such units are on sites making up at least 1.5% of the total private land zoned for residential, commercial, or industrial use in the city or town. Requirements are also considered "consistent with local needs" if the application would result, in any one calendar year,

in beginning construction of low- or moderate-income housing on sites making up more than 0.3% of the total private land zoned for residential, commercial, or industrial use in the city or town, or on ten acres, whichever is larger.

The proposed law states that if any of its parts were declared invalid, the other parts would stay in effect.

	<b>YES</b>	<b>NO</b>	<b>BLANK</b>	<b>TOTAL</b>
County of Barnstable	41,967	59,272	6,370	107,609
County of Berkshire	11,437	28,418	3,207	43,062
County of Bristol	71,661	89,008	14,334	175,003
County of Dukes	2,766	4,931	830	8,527
County of Essex	113,759	138,028	17,685	269,472
County of Franklin	8,051	18,230	1,795	28,076
County of Hampden	48,798	78,177	11,351	138,326
County of Hampshire	16,550	36,801	3,712	57,063
County of Middlesex	220,402	301,505	36,067	557,974
County of Nantucket	1,978	2,385	475	4,838
County of Norfolk	113,151	139,998	20,389	273,538
County of Plymouth	93,567	88,886	11,599	194,052
County of Suffolk	45,309	123,398	19,368	188,075
County of Worcester	111,009	145,722	17,617	274,348
<b>TOTAL</b>	<b>900,405</b>	<b>1,254,759</b>	<b>164,799</b>	<b>2,319,963</b>

### QUESTION 3

#### LAW PROPOSED BY INITIATIVE PETITION

Do you approve of a law summarized below, *on which no vote was taken by the Senate or the House of Representatives before May 4, 2010?*

#### SUMMARY

This proposed law would reduce the state sales and use tax rates (which were 6.25% as of September 2009) to 3% as of January 1, 2011. It would make the same reduction in the rate used to determine the amount to be deposited with the state Commissioner of Revenue by non-resident building contractors as security for the payment of sales and use tax on tangible personal property used in carrying out their contracts.

The proposed law provides that if the 3% rates would not produce enough revenues to satisfy any lawful pledge of sales and use tax revenues in connection with any bond, note, or other contractual obligation, then the rates would instead be reduced to the lowest level allowed by law.

The proposed law would not affect the collection of moneys due the Commonwealth for sales, storage, use or other consumption of tangible personal property or services occurring before January 1, 2011.

The proposed law states that if any of its parts were declared invalid, the other parts would stay in effect.

	<b>YES</b>	<b>NO</b>	<b>BLANK</b>	<b>TOTAL</b>
County of Barnstable	48,982	55,269	3,358	107,609
County of Berkshire	12,339	29,496	1,227	43,062
County of Bristol	77,895	88,515	8,593	175,003
County of Dukes	3,409	4,603	515	8,527
County of Essex	123,798	138,346	7,328	269,472
County of Franklin	6,876	19,804	1,396	28,076
County of Hampden	58,085	74,428	5,813	138,326
County of Hampshire	16,902	38,960	1,201	57,063
County of Middlesex	221,715	322,051	14,208	557,974
County of Nantucket	2,313	2,344	181	4,838
County of Norfolk	116,279	146,743	10,516	273,538
County of Plymouth	95,451	92,555	6,046	194,052
County of Suffolk	53,263	121,518	13,294	188,075
County of Worcester	129,666	136,900	7,782	274,348
<b>TOTAL</b>	<b>966,973</b>	<b>1,271,532</b>	<b>81,458</b>	<b>2,319,963</b>

## QUESTION 4

Shall the revisions to the Barnstable County Charter proposed by the Assembly of Delegates be adopted?

### Summary:

The revisions to the Barnstable County Charter proposed by the Assembly of Delegates would streamline the provisions of the Charter by deleting language that is contained in other administrative and regulatory codes and would modify certain procedural provisions relating to the Assembly of Delegates that would promote efficiency. The proposed revisions would also modify administrative provisions of county government that would promote the intent and purposes of the Charter. Lastly, the proposed revisions would delete transitional provisions of the Charter that are no longer needed.

<b>BARNSTABLE COUNTY</b>	<b>YES</b>	<b>NO</b>	<b>BLANK</b>	<b>TOTAL</b>
BARNSTABLE	12,695	4,316	3,228	20,239
BOURNE	5,209	1,361	1,568	8,138
BREWSTER	3,468	839	1,049	5,356
CHATHAM	2,734	499	664	3,897
DENNIS	5,088	1,249	1,375	7,712
EASTHAM	2,186	463	477	3,126
FALMOUTH	10,118	2,313	3,523	15,954
HARWICH	4,530	1,043	981	6,554
MASHPEE	4,246	1,078	1,152	6,476
ORLEANS	2,629	579	622	3,830
PROVINCETOWN	1,164	309	340	1,813
SANDWICH	6,294	1,722	2,309	10,325
TRURO	794	224	211	1,229
WELLFLEET	1,126	348	346	1,820
YARMOUTH	7,266	1,996	1,878	11,140
<b>TOTALS</b>	<b>69,547</b>	<b>18,339</b>	<b>19,723</b>	<b>107,609</b>

#### QUESTION 4

Shall a charter study commission be created to study the present governmental structure of Plymouth County to consider and make findings concerning the form of government and make recommendations thereon?

<b>PLYMOUTH COUNTY</b>	<b>YES</b>	<b>NO</b>	<b>BLANK</b>	<b>TOTAL</b>
ABINGTON	2,842	2,768	725	6,335
BRIDGEWATER	4,405	4,467	296	9,168
BROCKTON	9,662	9,055	3,796	22,513
CARVER	1,899	2,186	511	4,596
DUXBURY	3,447	3,347	874	7,668
EAST BRIDGEWATER	2,258	2,410	724	5,392
HALIFAX	1,354	1,457	354	3,165
HANOVER	2,778	3,022	810	6,610
HANSON	1,963	2,086	340	4,389
HINGHAM	5,133	4,725	1,462	11,320
HULL	2,250	1,861	589	4,700
KINGSTON	2,481	2,455	538	5,474
LAKEVILLE	1,940	2,149	551	4,640
MARION	1,029	1,188	288	2,505
MARSHFIELD	5,306	5,288	1,132	11,726
MATTAPOISETT	1,232	1,631	407	3,270
MIDDLEBOROUGH	3,713	3,837	1,460	9,010
NORWELL	2,342	2,264	629	5,235
PEMBROKE	3,227	3,586	705	7,518
PLYMOUTH	11,716	8,844	1,832	22,392
PLYMPTON	665	619	129	1,413
ROCHESTER	873	1,218	370	2,461
ROCKLAND	2,996	3,041	655	6,692
SCITUATE	4,016	3,852	1,304	9,172
WAREHAM	3,669	3,355	1,050	8,074
WEST BRIDGEWATER	1,281	1,316	460	3,057
WHITMAN	2,417	2,557	583	5,557
TOTALS	86,894	84,584	22,574	194,052

**QUESTION 4 OR 5**

**THIS QUESTION IS NOT BINDING**

Shall the state representative from this district be instructed to support legislation that would establish health care as a human right regardless of age, state of health or employment status, by creating a single payer health insurance system like Medicare that is comprehensive, cost effective, and publicly provided to all residents of Massachusetts?

	<b>YES</b>	<b>NO</b>	<b>BLANK</b>
In the 2 <sup>nd</sup> Berkshire Rep. District	9,823	4,302	1,448
In the 4 <sup>th</sup> Berkshire Rep. District	9,459	3,556	1,681
In the 1 <sup>st</sup> Franklin Rep. District	11,990	4,584	1,476
In the 8 <sup>th</sup> Hampden Rep. District	5,846	4,058	1,263
In the 4 <sup>th</sup> Middlesex Rep. District	7,420	6,332	1,703
In the 13 <sup>th</sup> Middlesex Rep. District	9,065	6,688	1,824
In the 14 <sup>th</sup> Middlesex Rep. District	10,225	7,167	2,052
In the 29 <sup>th</sup> Middlesex Rep. District	9,209	3,894	2,193
In the 5 <sup>th</sup> Norfolk Rep. District	7,829	6,922	2,845
In the 11 <sup>th</sup> Norfolk Rep. District	8,496	7,625	3,007
In the 12 <sup>th</sup> Norfolk Rep. District	7,816	7,005	2,202
In the 11 <sup>th</sup> Suffolk Rep. District	6,363	2,890	2,357
In the 15 <sup>th</sup> Suffolk Rep. District	8,569	2,686	2,422
In the 13 <sup>th</sup> Worcester Rep. District	7,165	5,246	2,152

and the number of persons who voted in these districts was 220,855

**QUESTION 4 OR 5**

**THIS QUESTION IS NOT BINDING**

Shall the state representative from this district be instructed to vote in favor of a non-binding resolution calling on the federal government to support the right of all people, including non-Jewish Palestinian citizens of Israel, to live free from laws that give more rights to people of one religion than another?

	<b>YES</b>	<b>NO</b>	<b>BLANK</b>
In the 29 <sup>th</sup> Middlesex Rep. District	7,535	4,749	3,012
In the 23 <sup>rd</sup> Middlesex Rep. District	8,754	7,360	3,864
In the 34 <sup>th</sup> Middlesex Rep. District	4,711	4,082	2,516
In the 2 <sup>nd</sup> Suffolk Rep. District	3,091	3,358	3,201
In the 15 <sup>th</sup> Suffolk Rep. District	6,864	3,477	3,336

and the number of persons who voted in these districts was 69,910

**QUESTION 4**

**THIS QUESTION IS NOT BINDING**

Shall the state representative from this district be instructed to support legislation that would amend the state's definition of nudity, so that no part of the female breast is included, and so that females of any age may be unclothed from the waist up in public anywhere males may be, including in print and on film?

	<b>YES</b>	<b>NO</b>	<b>BLANK</b>
In the 3 <sup>rd</sup> Berkshire Rep. District	2,940	6,858	1,210
and the number of persons who voted in these districts was			11,008

**QUESTION 4 OR 5**

**THIS QUESTION IS NOT BINDING**

Shall the state representative from this district be instructed to vote in favor of legislation that would allow patients, with their doctor's written recommendation, to possess, grow, and purchase marijuana for medical use?

	<b>YES</b>	<b>NO</b>	<b>BLANK</b>
In the 2 <sup>nd</sup> Bristol Rep. District	6,560	4,256	1,097
In the 14 <sup>th</sup> Bristol Rep. District	8,959	5,798	1,172
In the 1 <sup>st</sup> Hampden Rep. District	7,996	6,216	1,236
In the 9 <sup>th</sup> Norfolk Rep. District	9,838	6,358	1,323
In the 13 <sup>th</sup> Worcester Rep. District	7,329	5,167	2,067
In the 18 <sup>th</sup> Worcester Rep. District	9,998	6,071	1,908
and the number of persons who voted in these districts was			93,349

**QUESTION 4**

**THIS QUESTION IS NOT BINDING**

Shall the state representative from this district be instructed to vote in favor of legislation that would lower the Massachusetts sales tax to five percent?

	<b>YES</b>	<b>NO</b>	<b>BLANK</b>
In the 6 <sup>th</sup> Hampden Rep. District	7,266	3,737	1,562
and the number of persons who voted in these districts was			12,565

#### QUESTION 4

##### THIS QUESTION IS NOT BINDING

Shall the state representative from this district be instructed to vote to amend the state constitution to allow Massachusetts voters, through a law enacted by initiative petition, to vote to delegate their powers concerning international affairs to a democratically elected legislative body of a global federal union of democratic nations?

	YES	NO	BLANK
In the 8 <sup>th</sup> Suffolk Rep. District	3,225	6,108	3,641
and the number of persons who voted in these districts was			12,974

#### QUESTION 4 OR 7

##### THIS QUESTION IS NOT BINDING

Shall the state senator from this district be instructed to vote in favor of legislation that would allow the state to regulate the taxation, cultivation, and sale of marijuana to adults?

	YES	NO	BLANK
In the 1 <sup>st</sup> Middlesex and Norfolk Sen. District	32,181	24,202	7,232
and the number of persons who voted in these districts was			63,615

#### QUESTION 4 or 5

##### THIS QUESTION IS NOT BINDING

Shall the state representative from this district be instructed to vote in favor of legislation that would allow the state to regulate the taxation, cultivation, and sale of marijuana to adults?

	YES	NO	BLANK
In the 7 <sup>th</sup> Essex Rep. District	6,898	5,366	1,395
In the 8 <sup>th</sup> Essex Rep. District	9,390	7,262	1,946
In the 3 <sup>rd</sup> Middlesex Rep. District	8,892	7,508	1,550
In the 13 <sup>th</sup> Norfolk Rep. District	9,486	8,414	2,202
and the number of persons who voted in these districts was			70,309

**QUESTION 4**

**THIS QUESTION IS NOT BINDING**

Shall the state representative from this district be instructed to vote in favor of legislation that would accelerate the completion of improvements to Route 2 in order to reduce traffic congestion and commute time and improve safety on Route 2 between I-495 and Route 128?

	<b>YES</b>	<b>NO</b>	<b>BLANK</b>
In the 37 <sup>th</sup> Middlesex Rep. District	14,649	1,981	1,380
and the number of persons who voted in these districts was			18,010

**QUESTION 5**

**THIS QUESTION IS NOT BINDING**

Shall the state representative from this district be instructed to vote in favor of legislation that would require proof of legal residence in Massachusetts before an applicant could obtain publicly-funded state benefits?

	<b>YES</b>	<b>NO</b>	<b>BLANK</b>
In the 37 <sup>th</sup> Middlesex Rep. District	14,582	2,091	1,337
and the number of persons who voted in these districts was			18,010

**QUESTION 4**

**THIS QUESTION IS NOT BINDING**

Shall the state representative from this district be instructed to vote in favor of legislation that would prohibit public officials and employees from being reimbursed for the same travel expenses from both public and campaign funds?

	<b>YES</b>	<b>NO</b>	<b>BLANK</b>
In the 8 <sup>th</sup> Worcester Rep. District	9,809	2,994	1,712
and the number of persons who voted in these districts was			14,515

**QUESTION 5**

**THIS QUESTION IS NOT BINDING**

Shall the state representative from this district be instructed to vote in favor of legislation that would amend Jessica’s Law by establishing strict mandatory sentencing for all sex offenses and preventing the use of alternative non-mandatory sentencing in child rape offenses?

	<b>YES</b>	<b>NO</b>	<b>BLANK</b>
In the 8 <sup>th</sup> Worcester Rep. District	10,618	2,173	1,724
and the number of persons who voted in these districts was			14,515

**QUESTION 4, 5 OR 6**

**THIS QUESTION IS NOT BINDING**

Shall the state representative from this district be instructed to vote in favor of legislation that would allow patients, with the written recommendation of their doctor or other registered caregiver, to possess and grow marijuana for the patient’s medical use?

	<b>YES</b>	<b>NO</b>	<b>BLANK</b>
In the 2 <sup>nd</sup> Plymouth Rep. District	8,242	6,802	1,531
In the 3 <sup>rd</sup> Plymouth Rep. District	11,121	8,229	1,929
In the 15 <sup>th</sup> Suffolk Rep. District	7,985	3,162	2,530
and the number of persons who voted in these districts was			13,677

**QUESTION 4, 5, OR 6**

**THIS QUESTION IS NOT BINDING**

Shall the state representative from this district be instructed to vote in favor of legislation that would allow the state to regulate and tax marijuana in the same manner as alcohol?

	<b>YES</b>	<b>NO</b>	<b>BLANK</b>
Barnstable, Dukes and Nantucket Rep. District	11,996	6,099	2,587
1 <sup>st</sup> Franklin Rep. District	11,359	5,229	1,462
3 <sup>rd</sup> Hampshire Rep. District	6,875	3,073	1,065
13 <sup>th</sup> Middlesex Rep. District	9,859	6,004	1,714
and the number of persons who voted in these districts was			67,322

In Council, Boston, December 1, 2010

The foregoing findings are this day adopted.



Deval L. Patrick  
Governor



Valerie McCarthy  
Executive Secretary



Office of the Secretary of the Commonwealth, December 1, 2010

**WILLIAM FRANCIS GALVIN**  
Secretary of the Commonwealth

A true copy.

The Commonwealth of Massachusetts

**EXECUTIVE DEPARTMENT, COUNCIL CHAMBERS**

**December 8, 2010**

His Excellency the Governor and Council, having re-examined the returns of votes for County Charter Commissioner for Plymouth County, given in the cities and towns in the manner prescribed by the Constitution and Laws of the Commonwealth on the second day of November last past, find that the following named persons have received the number of votes set against their names.

---

**PLYMOUTH COUNTY CHARTER COMMISSION**

**District 1**

John T. Donahue, of Wareham has .....	8,895
and appears to be elected.	
Margaret A. Ishihara, of Wareham (Write-in) has.....	16
Francis L. McDonald, of Wareham (Write-in) has.....	11
All Others.....	133
Blanks .....	4,794
Total Votes Cast.....	13,849

**District 2**

Thomas F. McGuire, of Middleborough has .....	9,717
and appears to be elected.	
All Others.....	14
Blanks .....	3,942
Total Votes Cast.....	13,673

**District 3**

Gordon R. Andrews, of Halifax (Write-in) has .....	147
and appears to be elected.	
Michelle M. Pearce, of Bridgewater (Write-in) has .....	33
All Others.....	905
Blanks .....	12,250
Total Votes Cast.....	13,335

**District 4**

Theodore Bosen, of Plymouth (Write-in) has .....	75
and appears to be elected.	
Victor G. Moulton, Jr., of Plymouth (Write-in) has .....	17
Patrick Thomas O'Brien, of Plymouth (Write-in) has .....	52
All Others.....	308
Blanks .....	14,957
Total Votes Cast.....	15,409

**District 5**

Wayne K. Dickson of Plymouth (Write-in) has.....	14
John K. Franey, of Carver (Write-in) has .....	35
and appears to be elected.	
Michael J. Jones, of Plymouth (Write-in) has.....	19
All Others.....	461
Blanks .....	11,050
Total Votes Cast.....	11,579

**District 6**

David D. Fitzgerald, of Kingston has .....	6,277
William M. Harris, of Duxbury has .....	6,584
and appears to be elected.	
All Others.....	60
Blanks .....	3,070
Total Votes Cast.....	15,991

**District 7**

Edward J. O'Connell, of Marshfield has .....	7,177
and appears to be elected.	
David H. O'Reilly, of Marshfield has.....	3,584
All Others.....	48
Blanks .....	4,196
Total Votes Cast.....	15,005

**District 8**

Caitlin M. Cavanaugh, of Hanover has.....	6,826
and appears to be elected.	
Richard J. Flynn, of Hanson has .....	5,379
All Others.....	39
Blanks .....	2,994
Total Votes Cast.....	15,238

**District 9**

Charles R. Markham, of Norwell has .....	10,175
and appears to be elected.	
All Others.....	41
Blanks .....	5,367
Total Votes Cast.....	15,583

**District 10**

Carl W. Harris, Jr., of Hingham has .....	7,646
and appears to be elected.	
James M. Tobin, of Hull has.....	4,982
All Others.....	0
Blanks .....	3,392
Total Votes Cast.....	16,020

**District 11**

Mark E. Linde, of Brockton (Write-in) has .....	17
Robert Wisgirda, of Brockton (Write-in) has .....	40
and appears to be elected.	
All Others.....	101
Blanks .....	9,666
Total Votes Cast.....	9,824

**District 12**

Robert A. Cogan, Jr., of Brockton (Write-in) has.....	6
Richard J. Zaccaro, of Brockton (Write-in) has.....	12
and appears to be elected.	
All Others.....	51
Blanks .....	5,592
Total Votes Cast.....	5,661

**District 13**

Frances Pina, of Brockton (Write-in) has .....	2
Michael Cunningham, of Abington (Write-in) has.....	4
and appears to be elected.	
All Others.....	363
Blanks .....	8,008
Total Votes Cast.....	8,377

**District 14**


Steven P. Foote, of Brockton (Write-in) has.....	14
and appears to be elected.	
Jared Valanzola, of Rockland (Write-in) has.....	10
All Others.....	461
Blanks .....	10,676
Total Votes Cast.....	11,151

**District 15**

Anthony Marcucella, Jr., of Whitman (Write-in) has.....	24
and appears to be elected.	
Robert Condon, of Rockland (Write-in) has.....	5
All Others.....	456
Blanks .....	12,872
Total Votes Cast.....	13,357

In Council, Boston, December 8, 2010


The foregoing findings are this day adopted.



Deval L. Patrick  
Governor



Valerie McCarthy  
Executive Secretary



Office of the Secretary of the Commonwealth, December 8, 2010

**WILLIAM FRANCIS GALVIN**  
Secretary of the Commonwealth

A true copy.

**The Commonwealth of Massachusetts**

**EXECUTIVE DEPARTMENT, COUNCIL CHAMBERS**

**December 15, 2010**

His Excellency the Governor and Council, having re-examined the returns of votes for Representative in General Court in the Third Bristol Representative District, given in the cities and towns in the manner prescribed by the Constitution and Laws of the Commonwealth on the second day of November last past and after a district-wide recount held in accordance with law, find that the following named persons have received the number of votes set against their names.

---

**REPRESENTATIVE IN GENERAL COURT**

**THIRD BRISTOL DISTRICT**

James H. Fagan, of Taunton (Democratic) has.....	5,694
Shaunna L. O’Connell, of Taunton (Republican) has.....	5,725
and appears to be elected.	
All Others.....	2
Blanks .....	496
Total Votes Cast.....	11,917

In Council, Boston, December 15, 2010

The foregoing findings are this day adopted.




---

Deval L. Patrick  
Governor



---

Valerie McCarthy  
Executive Secretary



---

Office of the Secretary of the Commonwealth, December 15, 2010

**WILLIAM FRANCIS GALVIN**  
Secretary of the Commonwealth

A true copy.