

## Souza Baranowski Correctional Center (SBCC)

Security Level: Maximum Security

Location: Shirley

Annual Operating Budget: \$62,260,412

SBCC opened in 1998 and is one of the Department's newest correctional facilities. This high-tech facility offers inmates employment opportunities through Correctional Industries and a full range of educational, vocational, and substance abuse programming. SBCC also includes two specialized residential units that offer inmates enhanced mental health treatment services.

## MCI Cedar Junction (MCI-CJ)

Reception & Diagnostic Center

Location: South Walpole

Operating Budget: \$47,446,539

This facility is the Department's Reception and Diagnostic Center for male offenders. Numerous assessments are completed to determine an inmate's initial classification designation and to develop an individualized program plan. MCI-CJ also houses the Department Disciplinary Unit.

## MCI Concord (MCI-C)

Security Level: Medium

Location: South Concord

Operating Budget: \$53,546,206

MCI Concord is a medium security facility that houses approximately 1350 male inmates. Representatives from the local community have provided a wide variety of highly structured volunteer facilitated programs for over 30 years. This facility also provides residential substance abuse treatment services and other programs designed to prepare inmates for their eventual return to the community.

## MCI Norfolk (MCI-N)

Security Level: Medium

Location: Norfolk

Operating Budget: \$52,445,197

MCI-N is the biggest institution in the Department, housing approximately 1,500 inmates and offering a full range of academic and vocational education programs, sex offender treatment, residential substance abuse treatment services, and the largest Correctional Industries program in the Department. It offers several industries shops employing over 230 inmates and hosts several community service programs including the National Education for Assistance Dogs Services and Volunteer Optometry Services to Humanity program. A 16-bed assisted daily living unit was constructed in April 2008 to better meet the needs of the aging population.

## Bay State Correctional Center (BSCC)

Security Level: Medium Security

Location: Norfolk

Operating Budget: \$13,758,388

This facility is one of the smallest medium security facilities in the Department. BSCC has established a long history of community service through the Braille Production Shop. BSCC also provides academic and vocational education, residential substance abuse treatment services and several highly structured volunteer facilitated programs.

## MCI Shirley (MCI-S)

Security Level: Medium/Minimum

Location: Shirley

Operating Budget: \$53,043,747

MCI Shirley is comprised of separate medium and minimum security facilities. A 28-bed infirmary and a 13-bed assisted daily living unit is located in the medium security facility. MCI-S medium offers a full range of academic and vocational education programs and residential substance abuse treatment services. MCI-S medium provides inmates employment opportunities through institutional job assignments, Correctional Industries and the community service program Wheels for the World. MCI-S minimum provides inmates employment opportunities through supervised community work crews.

## North Central Correctional Institution (NCCI)

Security Level: Medium/Minimum

Location: Gardner

Operating Budget: \$41,111,880

NCCI is comprised of separate medium and minimum security facilities. NCCI medium offers a full range of academic and vocational education programs, sex offender treatment and residential substance abuse treatment services. It provides inmates employment opportunities through institutional job assignments and the community service program National Education for Assistance Dogs Services. Additional employment opportunities are offered through the state of the art correctional industries optical shop. NCCI minimum provides inmates employment opportunities through supervised community work crews.

## Old Colony Correctional Center (OCCC)

Security Level: Medium/Minimum

Location: Bridgewater

Operating Budget: \$40,443,155

OCCC is comprised of separate medium and minimum security facilities. OCCC medium offers a full range of academic and vocational education programs and specialized treatment services for offenders with mental illnesses. These specialized treatment services are designed to assist inmates in developing and maintaining the skills necessary to successfully assimilate in a correctional environment while preparing them for their eventual return to the community. OCCC medium provides inmates employment opportunities through institutional job assignments and a correctional industries print shop. OCCC minimum provides inmates employment opportunities through supervised community work crews.

## MCI Plymouth (MCI-P)

Security Level: Minimum Security/Pre-Release

Location: Plymouth

Operating Budget: \$7,678,567

This facility is located in the Myles Standish State Forest. A primary goal of MCI-P is to provide inmates with employment opportunities through institutional job assignments, supervised community work crews and the community service program National Education for Assistance Dogs Services. This facility also offers residential substance abuse treatment services, academic and vocational education, self help and other volunteer facilitated programs.

## Boston Pre-Release Center (BPRC)

Security Level: Minimum/Pre-Release

Location: Roslindale

Operating Budget: \$7,365,050

This facility was constructed in 2003 and is the Department's newest and largest pre-release facility. The primary mission of this facility is to assist inmates in securing and maintaining stable employment in preparation for their return to the community upon release through job readiness training and a highly structured work release program.

## Pondville Correctional Center (PCC)

Security Level: Minimum/Pre-Release

Location: Norfolk

Operating Budget: \$7,048,628

PCC's primary mission is to prepare inmates for their transition to the community. Emphasis is placed on job readiness training, employment and other transitional services. PCC minimum provides inmates employment opportunities through institutional job assignments, supervised community work crews and the community service program National Education for Assistance Dogs Services. PCC pre-release offers employment opportunities through highly structured work release programs.

## Northeastern Correctional Center (NECC)

Security Level: Minimum/Pre-Release

Location: West Concord

Operating Budget: \$10,025,909

NECC's primary mission is to prepare inmates for their transition to the community. Volunteers from the local community provide a wide variety of highly structured programs. This facility also provides residential substance abuse treatment services and employment opportunities through institutional job assignments, supervised community work crews, and the community service program National Education for Assistance Dogs Services. NECC pre-release offers employment opportunities through highly structured work release programs.

## MCI Framingham (MCI-F)

Security Level: Medium

Location: Framingham

Annual Operating Budget: \$34,365,832

This facility is the Department's Reception and Diagnostic Center for female offenders. It is the oldest operating female prison in the country. MCI-F provides a comprehensive network of gender responsive, trauma informed programming for women who are civilly committed, serving county and state criminal sentences, or detainees on awaiting trial status. MCI-F offers employment opportunities through institutional job assignments and the community service program National Education for Assistance Dogs Services and America's Vet Dogs.

## South Middlesex Correctional Center (SMCC)

Security Level: Minimum/Pre-Release

Location: Framingham

Operating Budget: \$5,649,052

SMCC provides inmates access to a comprehensive network of gender responsive, trauma informed programming. A family reunification house is located on the grounds. This program is designed to enhance reentry by improving parenting skills.

SMCC provides inmates employment opportunities through institutional job assignments and supervised community work crews. SMCC pre-release offers employment opportunities through a highly structured work release program.

## Bridgewater State Hospital (BSH)

Security Level: Medium Security

Location: Bridgewater

Annual Operating Budget: \$49,868,115

This facility provides court ordered evaluations and treatment services for civilly committed adult men who by virtue of their mental illness are in need of hospitalization under conditions of strict security. BSH is one of the few institutions in the country to be accredited by the American Correctional Association, Joint Commission, and National Commission of Correctional Health Care standards.

## Massachusetts Treatment Center (MTC)

Security Level: Medium

Location: Bridgewater

Operating Budget: \$29,692,361

This facility provides a comprehensive treatment program for inmates identified as sex offenders or those who have been civilly committed as sexually dangerous persons. The goal of the sex offender treatment program is to provide an intensive treatment program that reduces the risks associated with re-offending.

## Massachusetts Alcohol & Substance Abuse Center

Security Level: Medium/Minimum Security

Location: Bridgewater

Operating Budget: \$9,713,215

MASAC houses two populations: criminally sentenced, minimum-security, male inmates and civilly committed males participating in an up to 30-day detoxification program who are committed to the facility under MGL 123, Section 35. MASAC provides medically monitored detoxification services and education, including the tools to affect positive change for aftercare in order to promote a healthier and more meaningful lifestyle upon reentry to the community.

## Lemuel Shattuck Hospital Correctional Unit (LSHCU)

Security Level: Medium

Location: Jamaica Plain

Operating Budget: \$6,513,063

This correctional unit is located within the Lemuel Shattuck Hospital. The LSHCU provides inmates with quality inpatient and outpatient medical care in a safe and secure environment.

## MA DOC OFFENDER POPULATION, 1/1/13

	Jurisdiction		Custody	
	#	%	#	%
Total	11,403	100.0%	11,127	100.0%
Criminal	10,148	89.0%	9,877	88.8%
Civil	560	4.9%	560	5.0%
Awaiting Trial/Detainee	695	6.1%	690	6.2%

\*Custody– MA DOC inmates housed in MA DOC facilities only.

\*Jurisdiction -MA DOC inmates housed in MA DOC facilities, county facilities, as well as in other state and federal prisons.

**POPULATION VS. CAPACITY, 1/1/13**

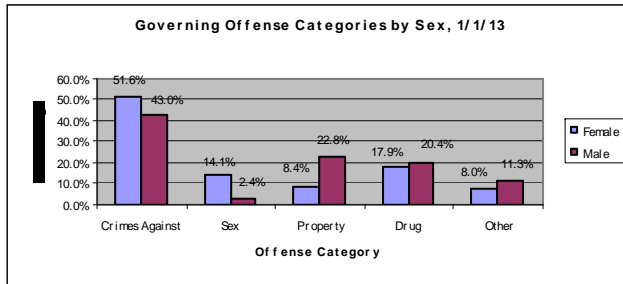
	Institution and Security Level	Design Capacity	Custody Population	% Design Capacity
<b>Max</b>	MCI CJ	561	685	122%
	SBCC	1,024	1,283	125%
<b>Med</b>	BSCC	266	327	123%
	MTC	561	592	106%
	MCI CJ (med unit)	72	70	97%
	MCI CONCORD	614	1,305	213%
	MCI FRAMINGHAM	388	336	87%
	MCI FRAMINGHAM: ATU	64	272	425%
	MCI NORFOLK	1,084	1,462	135%
	MCI SHIRLEY	720	1,159	161%
	NCCI-GARDNER	568	962	169%
	OSCC	480	781	163%
	LSH	24	31	129%
STATE HOSPITAL	227	349	154%	
<b>Min</b>	MASAC	236	127	54%
	MCI SHIRLEY	299	299	100%
	NCCI GARDNER	30	24	80%
<b>Min/Pre</b>	OSCC	100	133	133%
	BPRC	150	169	113%
	NECC	150	255	170%
<b>Pre</b>	MCI PLYMOUTH	151	167	111%
	PCC	100	188	188%
	SMCC	125	133	106%
<b>Pre</b>	BROOKE HOUSE	20	14	70%
	WCP (FEMALE) Contract Beds	15	4	27%

GENDER	MA DOC 1/1/13		National 12/31/11 State/Fed Corrections	
	#	%	#	%
Male	10,644	93.3%	1,433,741	93.3%
Female	759	6.7%	103,674	6.7%
Total	11,403	100.0%	1,537,415	100.0%

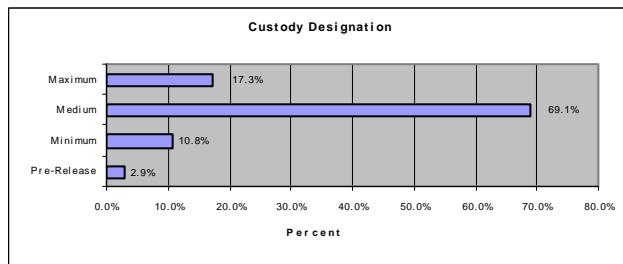
RACE AND ORIGIN	MA DOC 1/1/13		National 12/31/11 State/Fed Corrections
	#	%	
White	5,003	43.9%	33.6%
Black	3,185	27.9%	37.8%
Hispanic	2,868	25.2%	22.8%
Asian	153	1.3%	
Native American/Alaskan	84	0.7%	5.8%* * inc 2 or more races
Other	110	1.0%	
Total	11,403	100.0%	100.00%

AGE OF OFFENDER	MA DOC 1/1/13	
	#	%
Less than 25 Yrs	1,055	9.3%
25 - 34 Yrs	3,562	31.2%
35 - 49 Yrs	4,328	38.0%
50 Yrs and Older	2,458	21.6%
Total	11,403	100.0%

Avg Age Total - 39.6 Yrs      Oldest Offender- 89 Yrs  
 Avg Age Male - 39.8 Yrs      Youngest Offender - 16 Yrs  
 Avg Age Female - 38.2 Yrs



MAXIMUM SENTENCE LENGTH	MA DOC 1/1/13 Male		MAXIMUM SENTENCE LENGTH	MA DOC 1/1/13 Female	
	#	%		#	%
< 3 Yrs	395	4.1%	< 1 Years	55	11.3%
3 to < 5 Yrs	1,621	16.8%	1 to < 2 Years	76	15.6%
5 to < 7 Yrs	1,692	17.5%	2 to < 3 Years	63	13.0%
7 to < 10 Yrs	1,232	12.8%	3 to < 4 Years	41	8.4%
10 to < 15 Yrs	1,425	14.7%	4 to < 6 Years	79	16.3%
15 + Yrs	1,390	14.4%	6 + Years	121	24.9%
2nd Degree Life	887	9.2%	2nd Degree Life	25	5.1%
1st Degree Life	1020	10.6%	1st Degree Life	26	5.3%
Total	9,662	100.0%	Total	486	100.0%



**OFFENDER PROGRAMMING**

Education: Classroom instruction in preparation for GED as well as adult basic skills and ESL.

Enrollment (11/2012).....1,913  
 CY 2012 GED Tests Administered.....426

Vocational Education: Vocational training for offenders with no or limited work skills.

Enrollment (11/2012).....806

Correctional Industries Jobs: Work assignment that enables offenders to acquire marketable job skills while incarcerated.

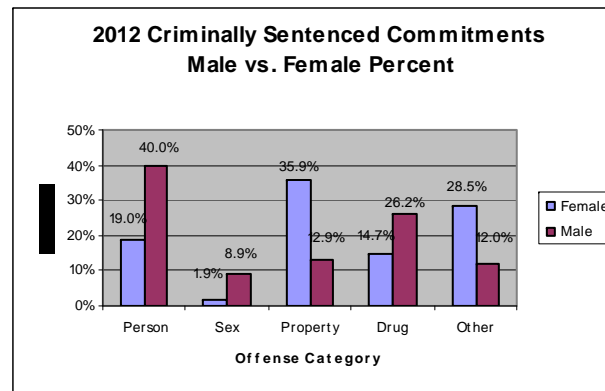
Number of offenders employed (CY 2012 average)...543

Substance Abuse Treatment Programs: a variety of programming ranging from residential to non residential treatment designed to assist offenders in understanding the relationship between their criminality and substance abuse and the development of a comprehensive relapse prevention plan.

CY 2012 Completions.....972

Cognitive/Behavioral Offender Change Programs: a variety of highly structured programs designed to address issues associated with violence reduction, conflict resolution, problem solving, interpersonal communication and reentry planning.

CY 2012 Completions.....2,388



**MA DOC Releases to Street in 2012 by Post-Release Supervision**

	Releases	
	#	%
<b>Males</b>		
Probation Only	718	35.2%
Parole Only	253	12.4%
Probation and Parole	162	7.9%
No Supervision	905	44.4%
<b>Sub-Total</b>	<b>2,038</b>	<b>77.8%</b>
<b>Female</b>		
Probation Only	166	28.5%
Parole Only	83	14.2%
Probation and Parole	55	9.4%
No Supervision	279	47.9%
<b>Sub-Total</b>	<b>583</b>	<b>22.2%</b>
<b>Total</b>	<b>2,621</b>	<b>100.0%</b>

Massachusetts  
 Department of  
 Correction  
**Facility Facts**

Luis S. Spencer  
 Commissioner



50 Maple St. Suite 3  
 Milford, MA 01757  
 508-422-3300

www.mass.gov/doc  
 \*updated 02/2013