

## PRESS RELEASE

# Massachusetts Weekly Unemployment Claimant Data 07-22-21

FOR IMMEDIATE RELEASE:

7/22/2021

Executive Office of Labor and Workforce Development

---

**MEDIA CONTACT****Charles Pearce, Director of Communications - Exec. Office of Labor and Workforce Development****Phone**

(617) 626-7121 (tel:6176267121)

**Online**[charles.pearce@mass.gov](mailto:charles.pearce@mass.gov) (mailto:charles.pearce@mass.gov)**MASSACHUSETTS — Massachusetts Weekly Unemployment Claimant Data**

From July 11 to 17, Massachusetts had an estimated 6,833 individuals file an initial claim for regular Unemployment Insurance (UI), a decrease of 601 claims from the previous week. Decreases were widespread among all sectors with the largest decreases in initial claims filings in: Construction, down 197; Public Administration, down 125; Education, down 120; Transportation and Warehouse, down 97; and Manufacturing, down by 92 claims. Notable increase in initial claims filings was seen in Information Not Available (either lacking employer or industry information), up by 198 claims. (Please note that due to a system processing error, initial claims filings for regular UI for the current and prior week are estimated values and included here as reported to the Employment and Training Administration. The corrected values will be provided when they become available.) Continued weeks claimed for week ending July 17 decreased by 347 from the previous week to 66,951.

From July 11 to July 17, the Pandemic Unemployment Assistance (PUA) program had 1,510 initial claims filed, an increase of 236 claims from the previous week. PUA continued weeks claimed for week ending July 17 increased slightly to 199,890, an increase of 140 over the previous week.

The Pandemic Emergency Unemployment Compensation (PEUC), which was implemented on May 21, 2020, had 5,053 initial claims, down 96 and 188,819 continued weeks claimed up 1,054 for the week ending July 17. The increase was due primarily to EB triggering off and affected claimants were transferred to PEUC, if eligible, without interruption of benefits.

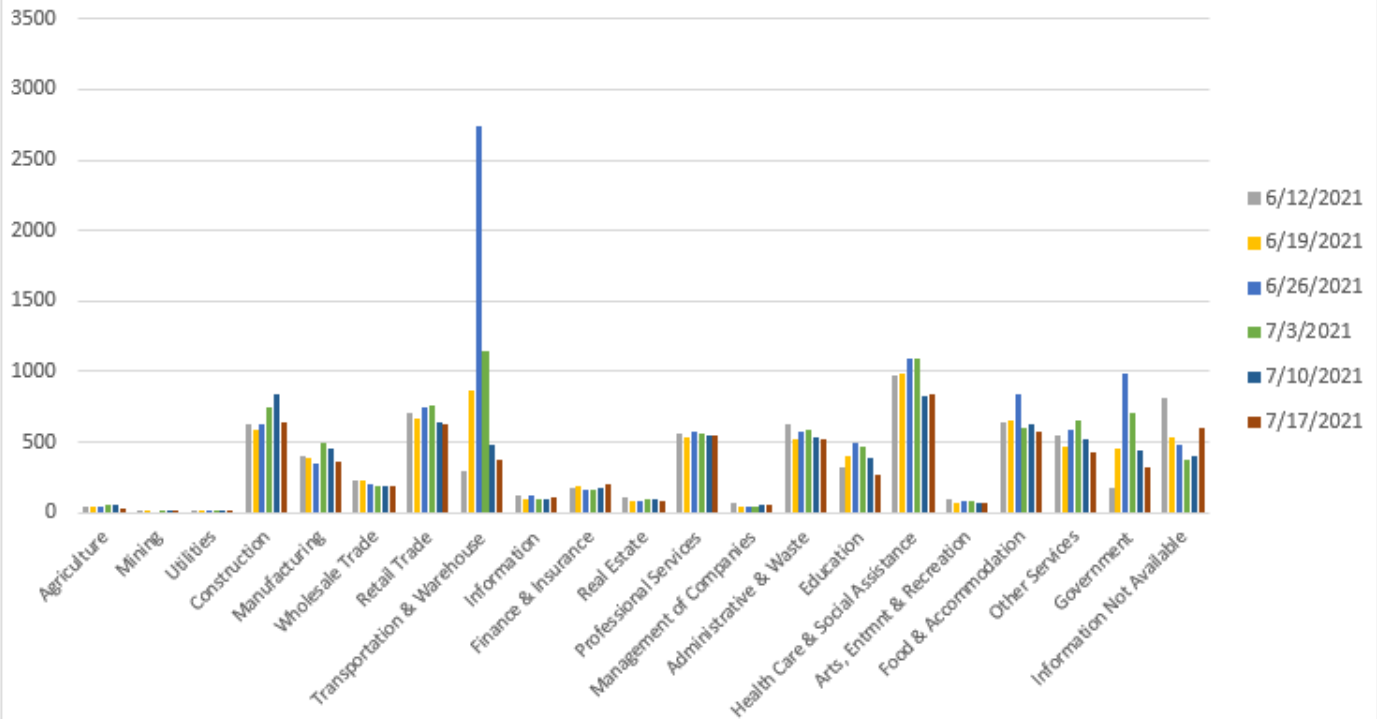
The federal/state Extended Benefits (EB) program, from July 11 to 17, had 283 initial claims filed and 1,275 continued weeks claimed.

### Initial Claims Filed

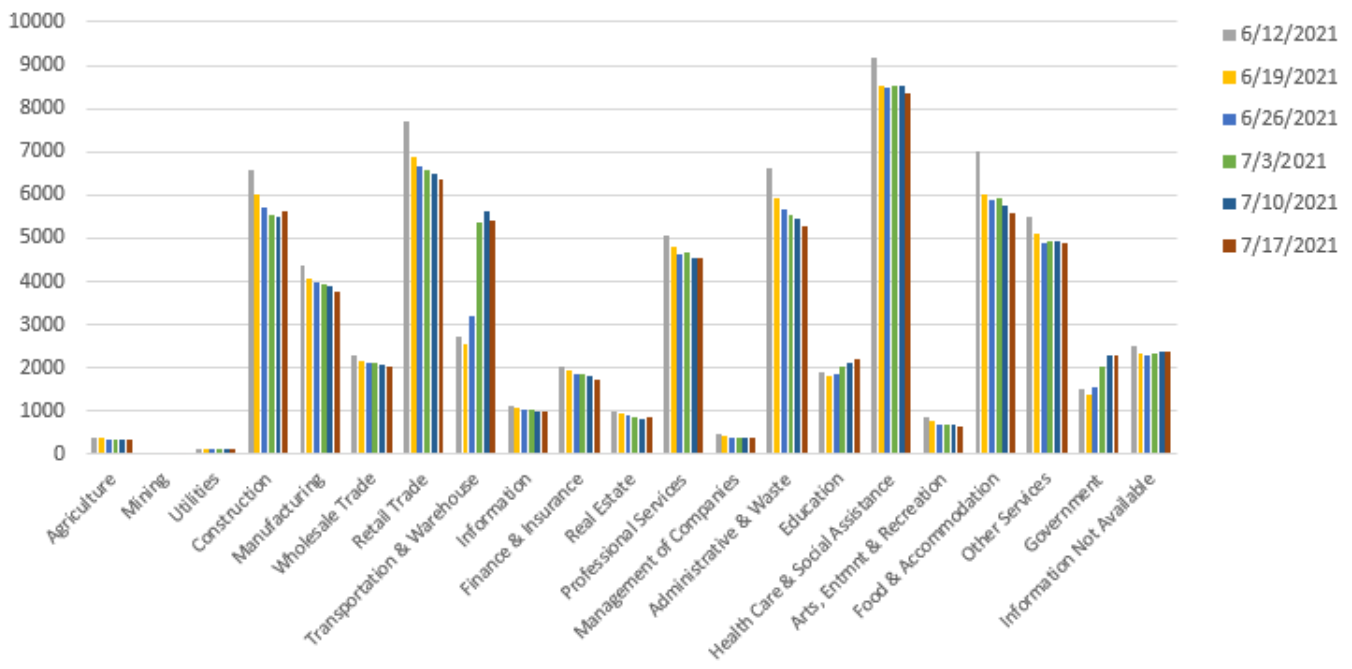
Industry	Week Ending 7/10	Week Ending 7/17	Change	% Change
Agriculture, Forestry, Fishing and Hunting	59	30	-29	-49.2%
Mining	2	4	2	100.0%
Utilities	12	15	3	25.0%
Construction	836	639	-197	-23.6%
Manufacturing	455	363	-92	-20.2%
Wholesale Trade	187	194	7	3.7%
Retail Trade	643	622	-21	-3.3%
Transportation and Warehouse	474	377	-97	-20.5%
Information	100	105	5	5.0%
Finance and Insurance	174	203	29	16.7%
Real Estate	100	75	-25	-25.0%

Professional and Technical Services	545	552	7	1.3%
Management of Companies	53	52	-1	-1.9%
Administrative and Waste Services	536	525	-11	-2.1%
Education	385	265	-120	-31.2%
Health Care and Social Assistance	821	835	14	1.7%
Arts, Entertainment and Recreation	73	62	-11	-15.1%
Food and Accommodation	624	575	-49	-7.9%
Other Services	516	428	-88	-17.1%
Public Administration	441	316	-125	-28.3%
Information Not Available	398	596	198	49.7%

### Initial Claims by Industry



### Continued Weeks Claimed by Industry



<b>Industry</b>	<b>Percent</b>
Administrative & Waste	8.29%
All Other Industries	11.19%
Construction	8.80%
Education	3.48%
Food & Accommodation	8.76%
Government	3.62%
Health Care & Social Assistance	13.07%
Information Not Available	3.72%
Manufacturing	5.90%
Other Services	7.66%
Professional & Technical Services	7.13%
Retail Trade	9.94%
Transportation & Warehouse	8.45%

### **Demographic Breakdowns**

Below we present demographic statistics on ethnicity, gender, and race for all those claimants who filed for a continued week in the period prior to the above information. This is to say that because of the timing of data availability, the below statistics reflect continued weeks claimed in the week ending July 10<sup>th</sup> rather than the week ending July 17<sup>th</sup>. All demographic information is presented as a percentage of claimants who responded, excluding claimants for whom the information was not available.

### Continued Claims by Gender:

Gender	Regular UI	Extensions	PUA
Female	52.42%	53.83%	48.43%
Male	47.58%	46.17%	51.57%

### Continued Claims by Ethnicity:

Ethnicity	Regular UI	Extensions	PUA
Hispanic or Latino	20.38%	21.47%	23.68%
Not Hispanic or Latino	79.62%	78.53%	76.32%

### Continued Claims by Race:

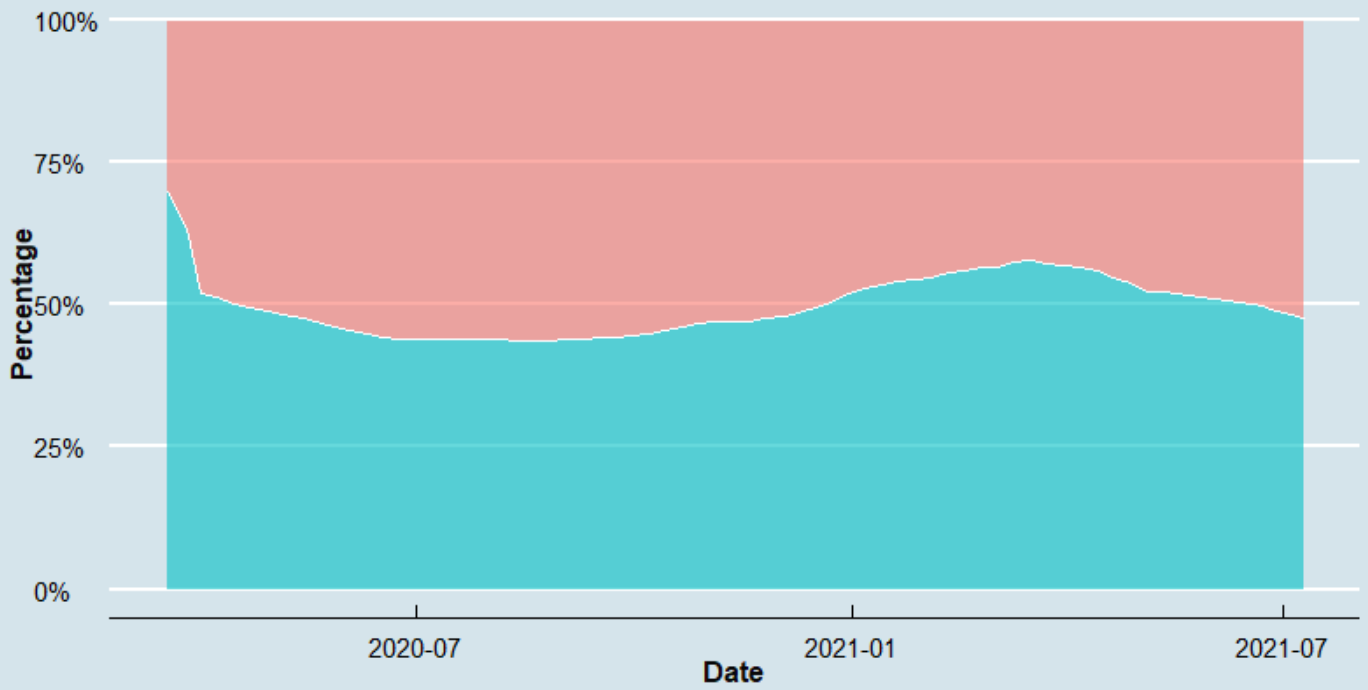
Race	Regular UI	Extensions	PUA
American Indian	0.55%	0.52%	1%
Asian	5.53%	6.69%	6.29%
Black or African American	16.81%	18.88%	18.61%
Native Hawaiian or Pacific Islander	0.71%	0.86%	0.61%
white	76.4%	73.06%	73.49%

### Regular UI Demographic Series

Here we present the breakdown by gender, ethnicity, and race of continued claims for Regular UI between March 8<sup>th</sup>, 2020 and July 10<sup>th</sup>, 2021:

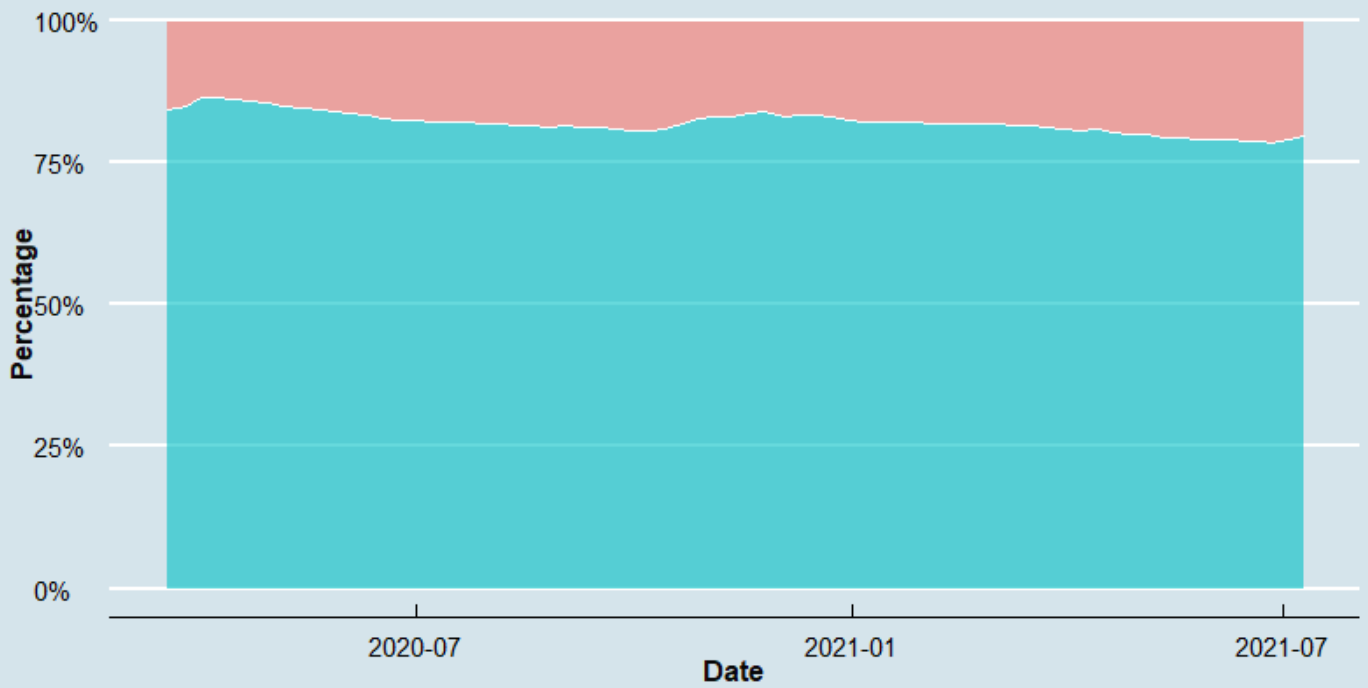
### Gender for regular UI continued claimants

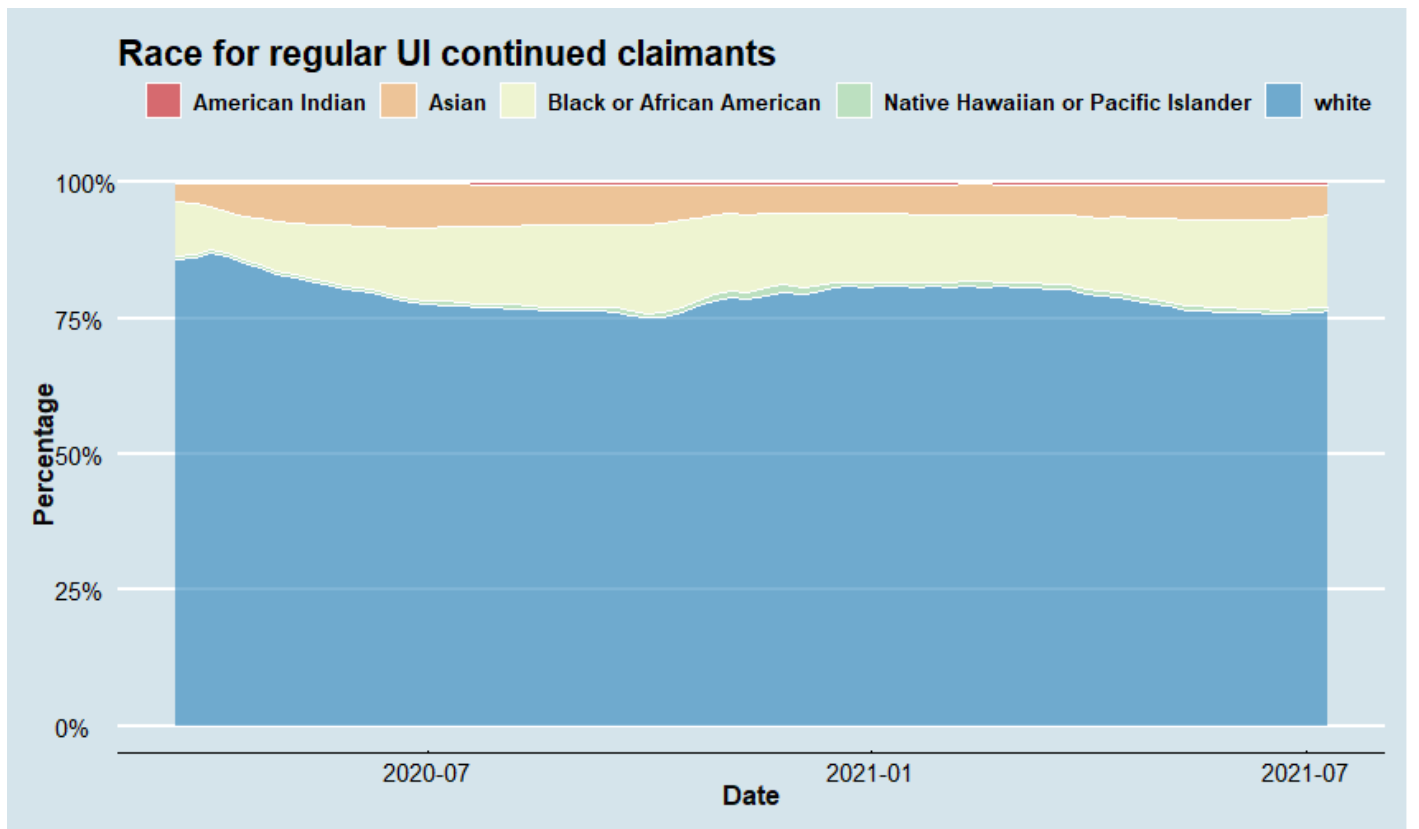
female male



### Ethnicity for regular UI continued claimants

Hispanic or Latino Not Hispanic or Latino



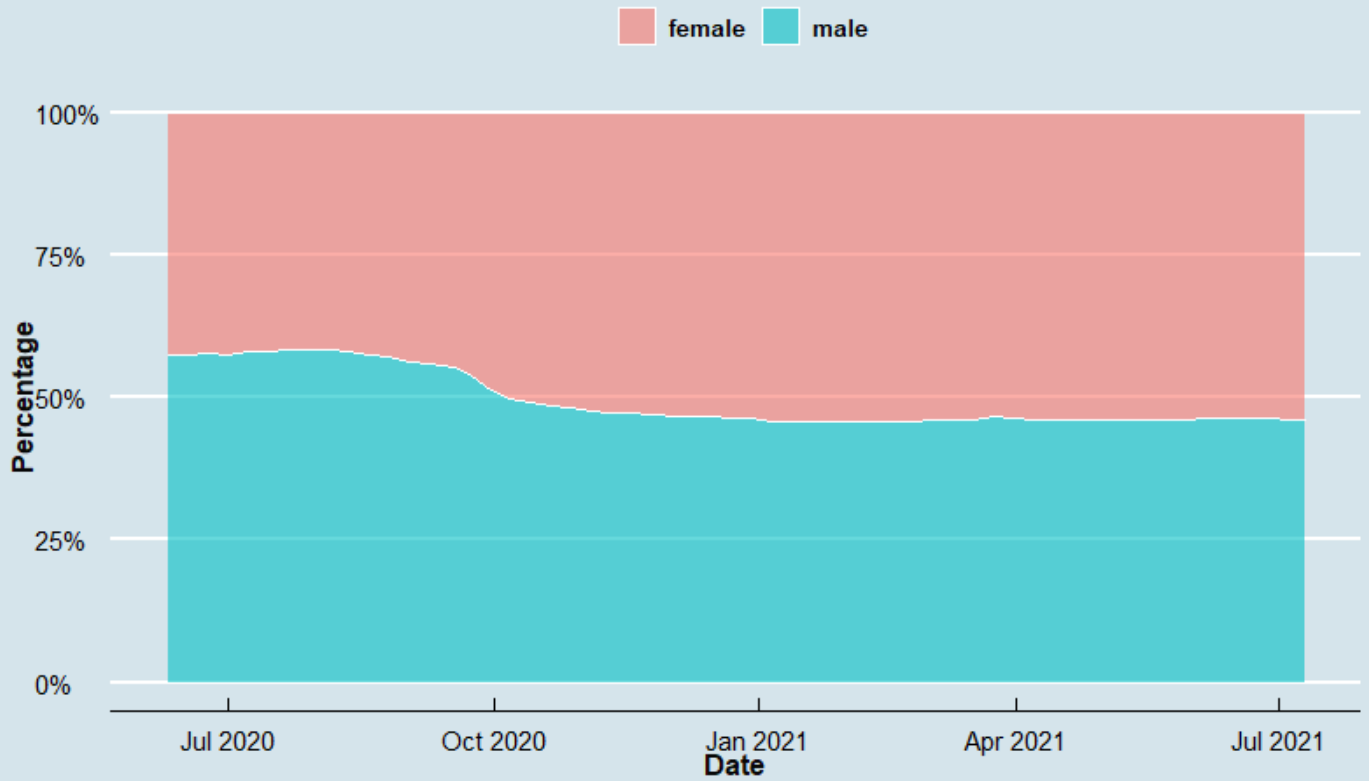


#### UI Extensions Demographic Series

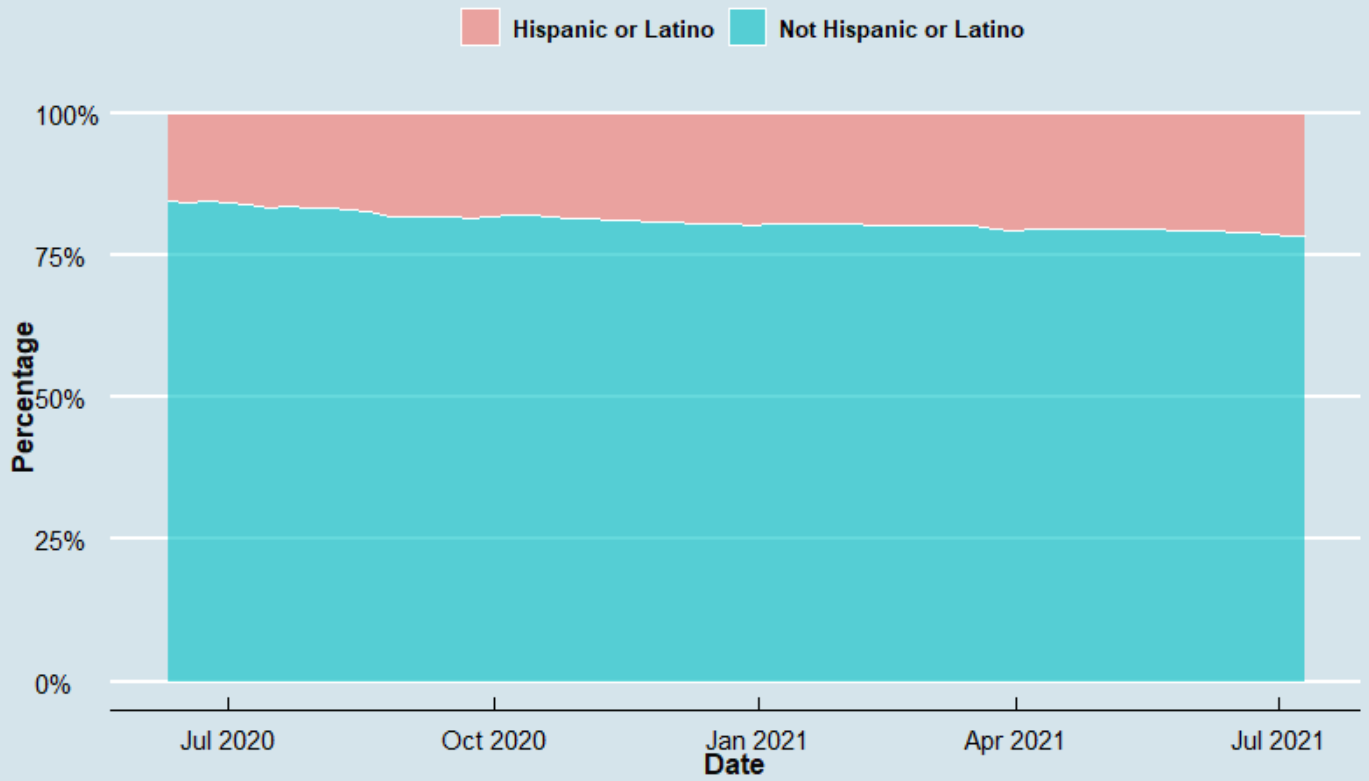
Here we present the breakdown by gender, ethnicity, and race of continued claims for the PEUC and EB programs, which cover the long term unemployed, between May 31<sup>st</sup>, 2020 and July 10<sup>th</sup>, 2021:

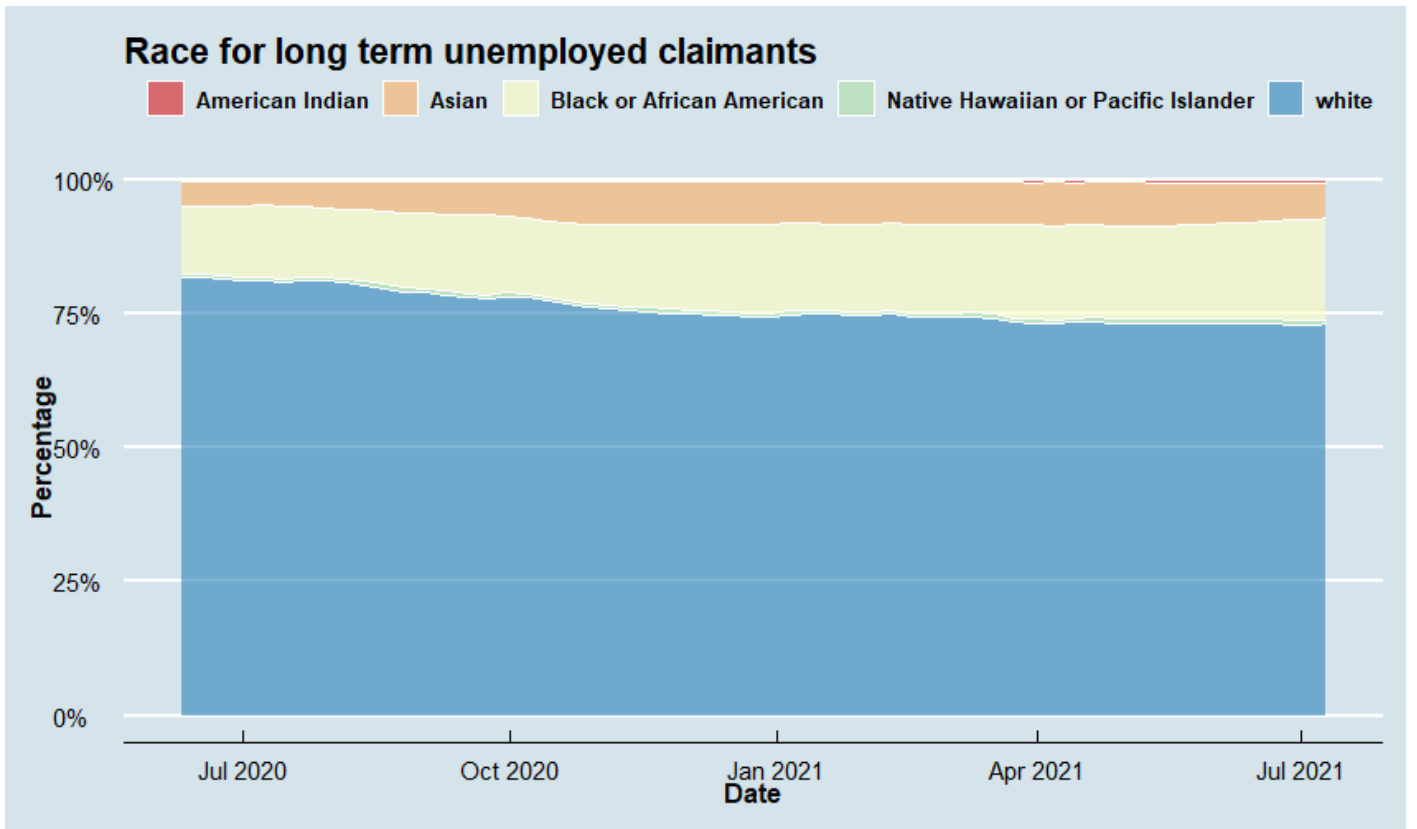


### Gender for long term unemployed claimants



### Ethnicity for long term unemployed claimants

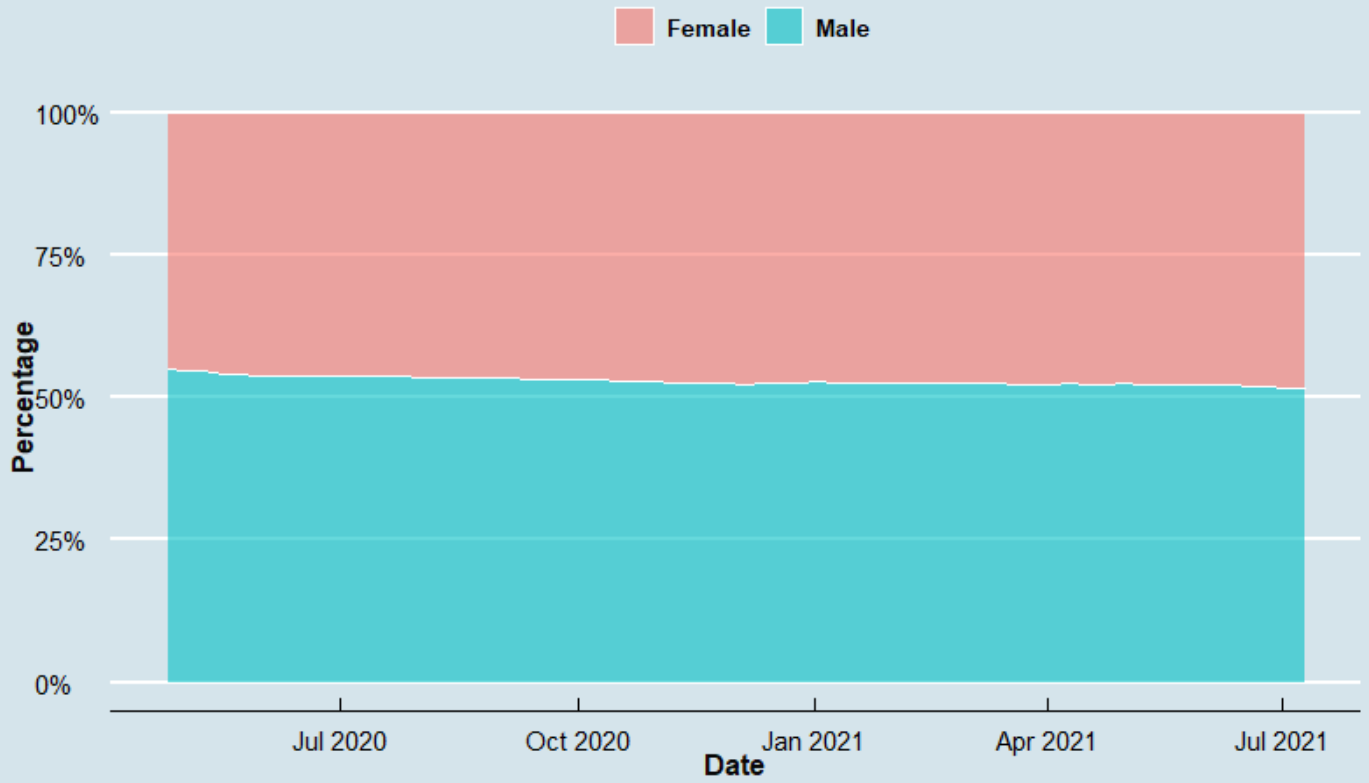




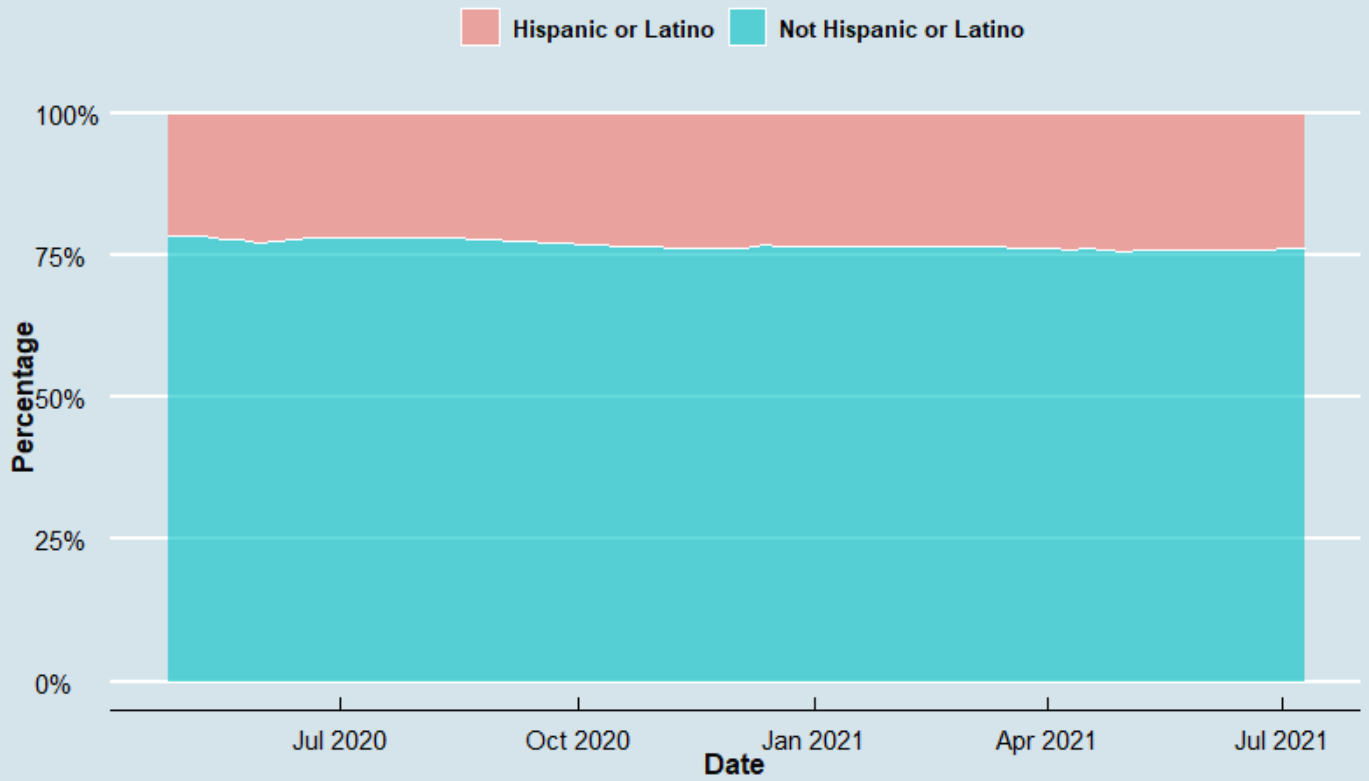
#### PUA Demographic Series

Here we present the breakdown by gender, ethnicity, and race of continued claims for the PUA program, which covers the self-employed and others not eligible for traditional unemployment insurance, between April 19<sup>th</sup>, 2020 and July 10<sup>th</sup>, 2021:

### Gender for PUA claimants

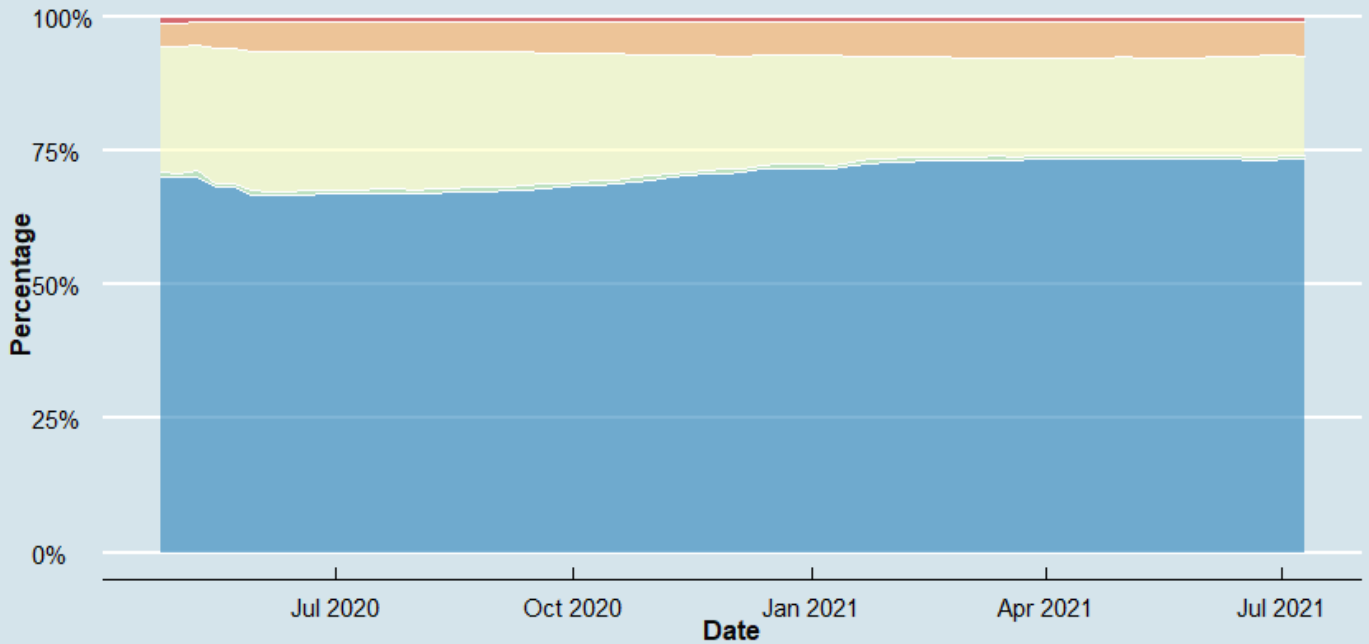


### Ethnicity for PUA claimants



## Race for PUA claimants

American Indian Asian Black or African American Native Hawaiian or Pacific Islander white



###

## Media Contact

Charles Pearce, Director of Communications - Exec. Office of Labor and Workforce Development

### Phone

(617) 626-7121 (tel:6176267121)

### Online

[charles.pearce@mass.gov](mailto:charles.pearce@mass.gov) (mailto:charles.pearce@mass.gov)

## Executive Office of Labor and Workforce Development

[\(/orgs/executive-office-of-labor-and-workforce-development\)](/orgs/executive-office-of-labor-and-workforce-development)

EOLWD manages the Commonwealth's workforce development and labor departments to ensure that workers, employers, and the unemployed have the tools and training needed to succeed in the Massachusetts economy.

**More** [\(/orgs/executive-office-of-labor-and-workforce-development\)](/orgs/executive-office-of-labor-and-workforce-development)