

Overview

Flu Activity Trends

Current Flu Activity

Lab Testing

Deaths due to Influenza

Resources

Current estimated severity of influenza

Low

for the week of 7/21/2024 to 7/27/2024

Influenza-like illness visits
are less than baseline

1.9%

0.87%
Prior week

0.87%
Last week

Hospitalizations associated
with influenza

0.14%
Prior week

0.04%
Last week

Influenza deaths

0

to date this season

Most common influenza strain last week

State-wide laboratory testing for influenza:
Type A, unsubtype

MA SPHL testing:
Seasonal type A/ H3N2



Overview

Flu Activity Trends

Current Flu Activity

Lab Testing

Deaths due to Influenza

Resources

Graph selections

Select data type

- Hospitalizations
- Influenza-like illness

Select seasons

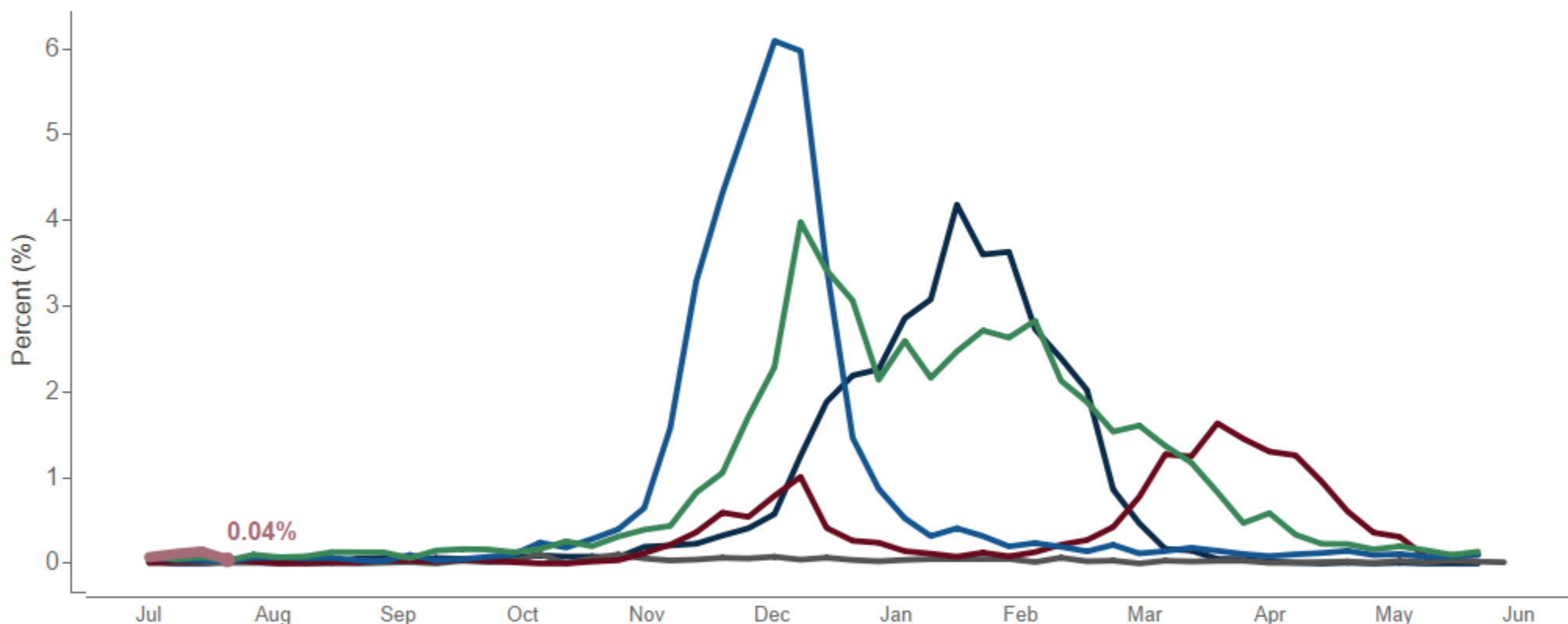
All

Graph legend

- 2024-2025
- 2023-2024
- 2022-2023
- 2021-2022
- 2020-2021
- 2019-2020

For more data on patients with influenza-related hospitalizations and ED visits, click here to visit our respiratory illness dashboard.

Percent of hospitalizations associated with influenza reported by emergency departments in Massachusetts



This graph shows the percent of all ED visits which result in a patient hospitalized because of illness associated with influenza infection. For more information refer to the Resources tab.

All data are preliminary and subject to change. Source: Bureau of Infectious Disease and Laboratory Sciences, Division of Epidemiology. Created by the Massachusetts Department of Public Health, Bureau of Infectious Disease and Laboratory Sciences, Division of Surveillance, Analytics and Informatics.



Overview

Flu Activity Trends

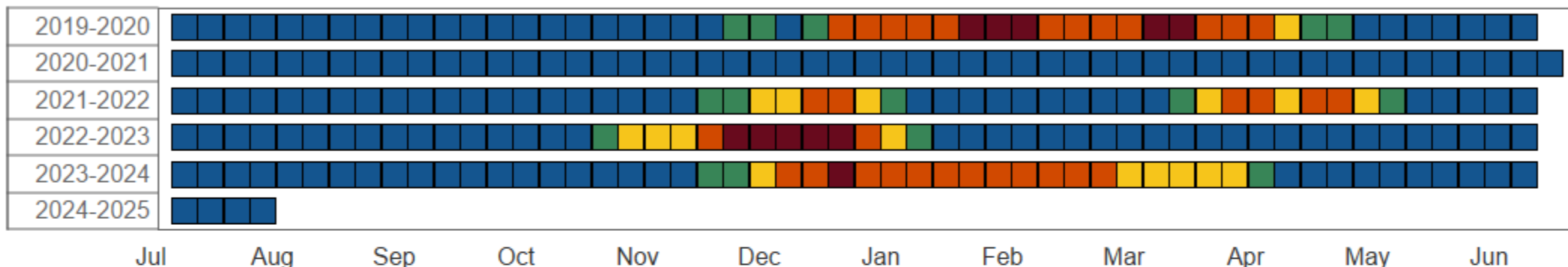
Current Flu Activity

Lab Testing

Deaths due to Influenza

Resources

Weekly ILI activity in Massachusetts by season



Influenza-like Illness (ILI) activity is categorized into five categories, Minimal, Low, Moderate, High, or Very High, based on the proportion of ILI related emergency department visits in an area.

Minimal



Low



Moderate



High



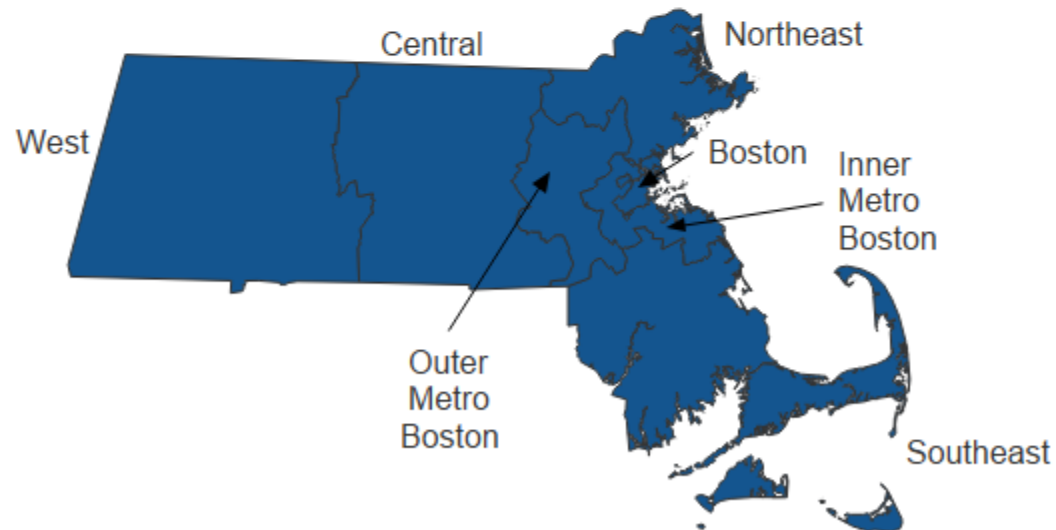
Very High



Map selections

Although regions may not all experience the same intensity of ILI at similar times, infections due to influenza can be found throughout Massachusetts during flu season. The map shows the most recent week's ILI activity level, but use the date filter below to see an earlier week.

Showing the week of
7/21/2024



Overview

Flu Activity Trends

Current Flu Activity

Lab Testing

Deaths due to Influenza

Resources

Select which type of data you would like to view:

Lab-confirmed cases

Testing results from SPHL

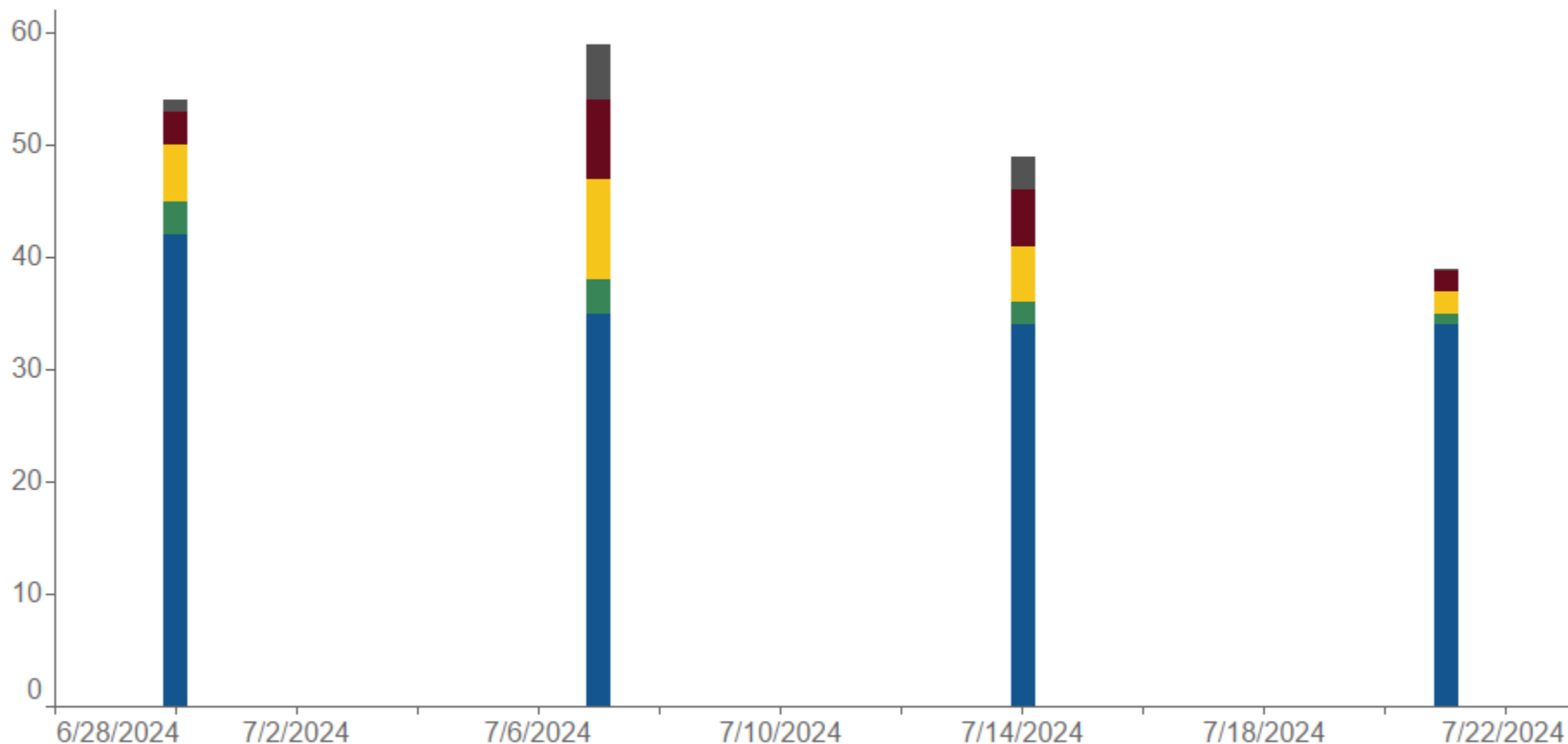
Graph selections:

Include influenza types:
All

Influenza type

- Unknown
- Type B
- Type A(H3)
- Type A(H1)
- Type A, unsubtype

Laboratory-confirmed influenza cases by type for the 2024-2025 season



Laboratories in Massachusetts report all positive influenza test results to MDPH. The majority of individuals with influenza-like illness are not tested; therefore, the number of positive test results does not reflect the total number of influenza cases in Massachusetts. However, laboratory data do provide information about the types of influenza virus circulating in Massachusetts and help indicate the presence and define the distribution of influenza in the state. All data are preliminary and subject to change. Source: Bureau of Infectious Disease and Laboratory Sciences, Division of Epidemiology.

Created by the Massachusetts Department of Public Health, Bureau of Infectious Disease and Laboratory Sciences, Division of Surveillance, Analytics and Informatics.

Overview	Flu Activity Trends	Current Flu Activity	Lab Testing	Deaths due to Influenza	Resources
----------	---------------------	----------------------	--------------------	-------------------------	-----------

Select which type of data you would like to view:

Lab-confirmed cases

Testing results from SPHL

Table selections:

Show data for

- Last four weeks (by week)
- Last four weeks (total)
- Cumulative season total

Influenza surveillance testing at SPHL: Last four weeks (by week)
2024-2025 respiratory reporting season

		7/21	7/14	7/7	6/30
Total flu tests	Total received	13	15	17	14
	Total samples tested	11	11	12	10
	Total number positive	3	4	9	6
	Total number unsat	2	4	5	4
B Yamagata lineage	Positive	0	0	0	0
H3N2v	Positive	0	0	0	0
Seasonal type A/ H3N2	Positive	2	3	6	4
Type A 2009 H1N1	Positive	1	1	3	2
Type A, unsubtype	Positive	0	0	0	0
Type B, Victoria lineage	Positive	0	0	0	0

The Massachusetts State Public Health Laboratory (MA SPHL) performs influenza surveillance testing year-round to confirm circulating influenza virus types. Samples are submitted by outpatient healthcare providers and hospital diagnostic laboratories in Massachusetts regardless of an individuals' address of residence. All data are preliminary and subject to change. Source: Bureau of Infectious Disease and Laboratory Sciences, Division of Epidemiology.

Created by the Massachusetts Department of Public Health, Bureau of Infectious Disease and Laboratory Sciences, Division of Surveillance, Analytics and Informatics.

Overview

Flu Activity Trends

Current Flu Activity

Lab Testing

Deaths due to Influenza

Resources

Influenza deaths

0

to date this season

Pediatric influenza deaths

0

deaths among children

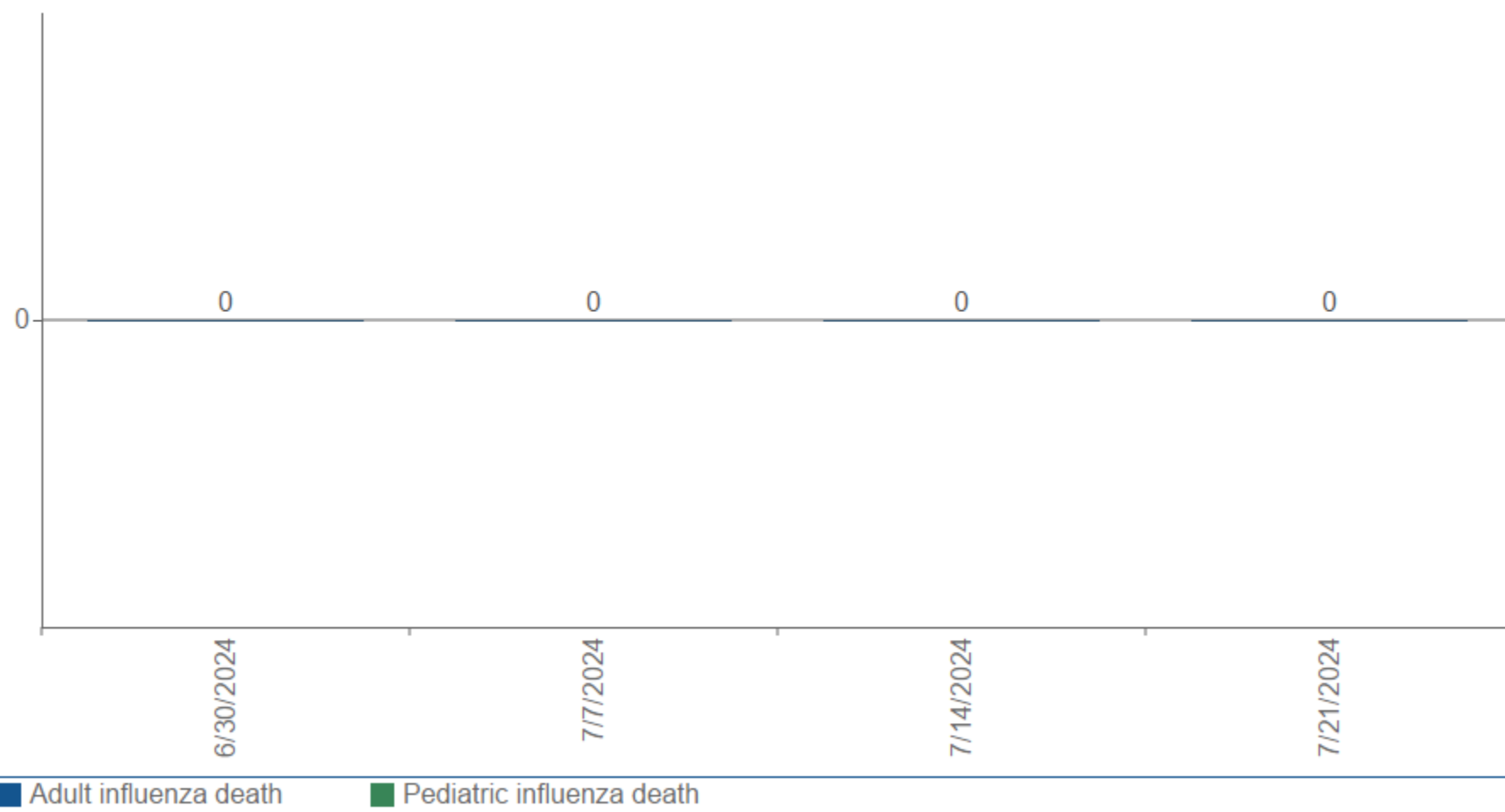
Adult influenza deaths

0

deaths among adults

Compare to previous seasons

Influenza-related deaths among Massachusetts **adults** and **children** during the 2024-2025 season



Overview

Flu Activity Trends

Current Flu Activity

Lab Testing

Deaths due to Influenza

Resources

Select a resource topic

Percent of flu-associated hospitalizations

For more information on Percent of flu-associated hospitalizations visit the CDC Influenza Surveillance Report at <https://www.cdc.gov/flu/weekly/overview.htm>. As part of the National Syndromic Surveillance Program, MDPH receives data from the Emergency Departments (EDs) covering 100% of ED visits statewide. These data are used to track patient visits related to influenza by monitoring the diagnoses the patients receive (ICD-10 code). These data are available to MDPH in near real-time. For more information on the methods used to calculate these data, see CDC's influenza surveillance website.

Definitions

Scroll to see more

H3N2v	An influenza A H3N2 variant
HOSP	