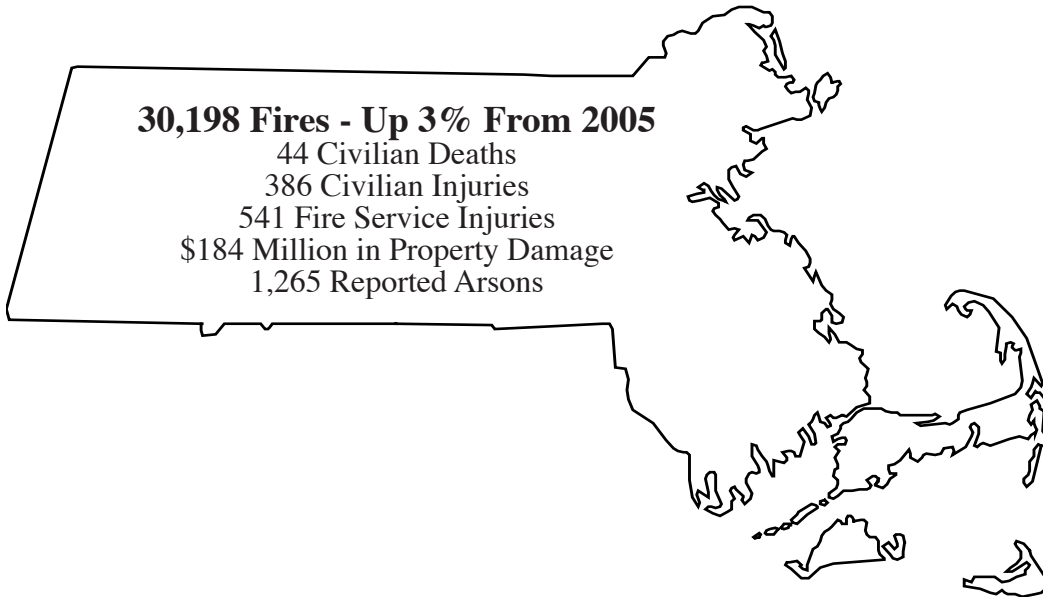


# MASSACHUSETTS FIRES IN 2006



## Structure Fires

15,507 Fires - Up 4%  
 34 Civilian Deaths  
 344 Civilian Injuries  
 488 Fire Service Injuries  
 \$165 Million in Property Damage  
 325 Arsons Reported



## Motor Vehicle Fires

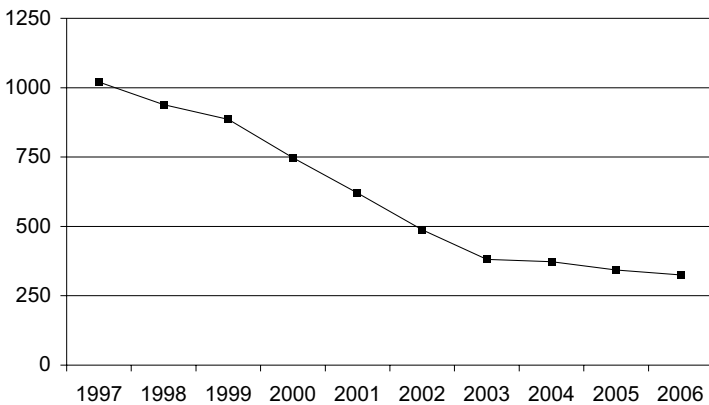
3,258 Fires -Down 12%  
 6 Civilian Deaths  
 12 Civilian Injuries  
 21 Fire Service Injuries  
 \$16 Million in Property Damage  
 159 Arsons Reported



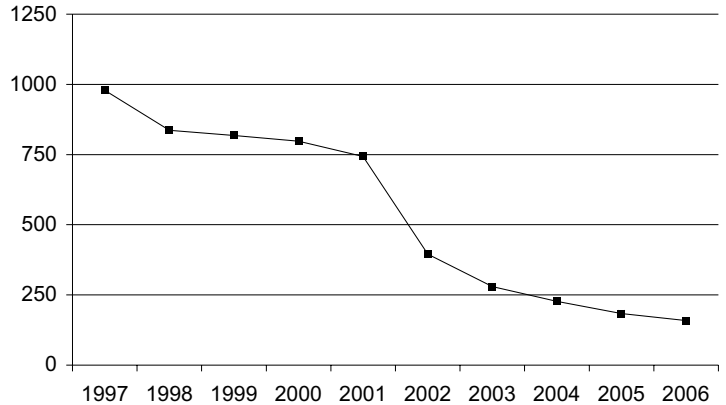
## Other Fires

11,433 Fires - Up 7%  
 4 Civilian Deaths  
 30 Civilian Injuries  
 32 Fire Service Injuries  
 \$2.6 Million in Property Damage  
 781 Arsons Reported

**Structure Arson by Year**



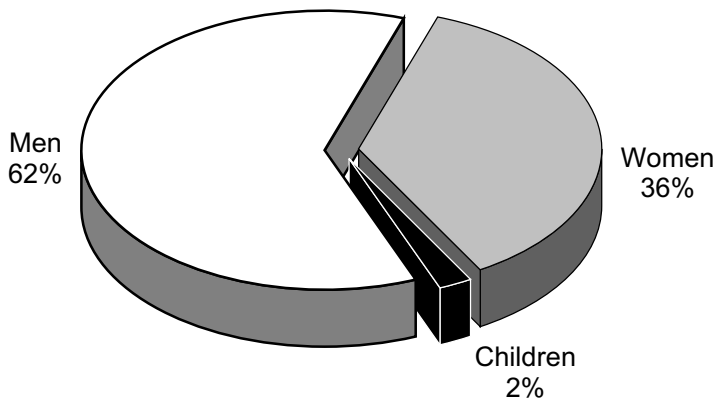
**Motor Vehicle Arson by Year**



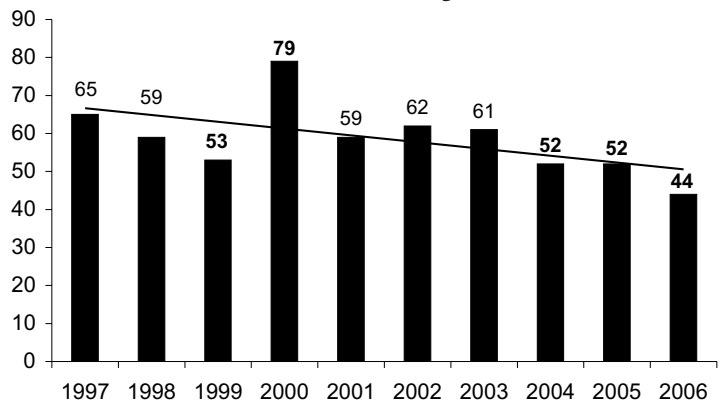
Structure arson fell 5% and motor vehicle arson fell 14% from 2005 to 2006. Since 1985, motor vehicle arson has fallen 97%. For statistical purposes, a fire is considered arson when the cause is listed as intentional & age is not a factor or the person involved was over 18. This definition excludes many "suspicious" and juvenile-set fires.

# MASSACHUSETTS FIRE DEATHS IN 2006

## Civilian Fire Deaths

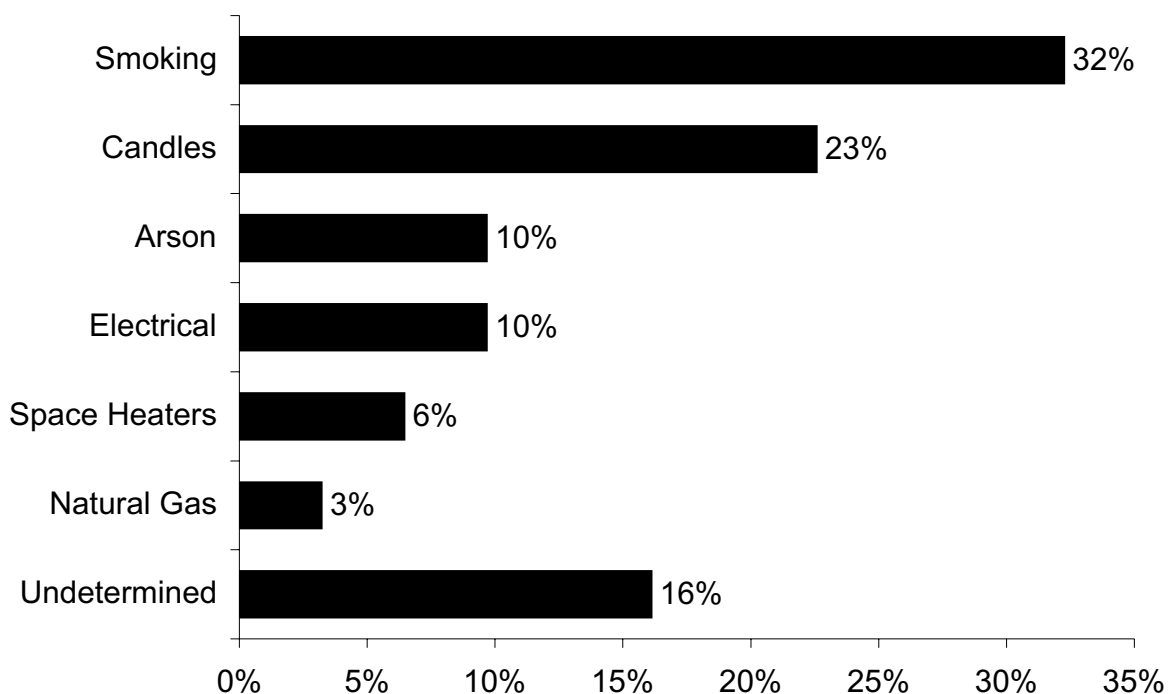


## Fire Deaths by Year



- 39 fatal fires killed 44 civilians - 27 men, 16 women and 1 child. No firefighters died in a fire in 2006.
- 1 in 3.3 fatal fire victims was an older adult (over 65).
- Fire deaths decreased by 15% from the 52 deaths reported in both 2004 and 2005.
- Lowest number of fire deaths in Massachusetts on record.
- 70% of the civilian fire victims died in their homes.
- Improper or unsafe disposal of smoking materials were once again the leading cause of residential structure fire deaths. Smoking fires caused 10, or 32%, of residential structure fire deaths.

## Causes of Residential Structure Fire Deaths



Test your smoke detector and plan your escape!  
*Fire doesn't wait!*

Department of Fire Services Office of the State Fire Marshal  
 P.O. Box 1025 • State Road • Stow, MA 01775