



362.2 M3


Y924

1881-92

A







Digitized by the Internet Archive
in 2010 with funding from
University of Massachusetts Amherst

ELEVENTH ANNUAL REPORT
OF
THE TRUSTEES
OF THE
WORCESTER INSANE ASYLUM
AT
WORCESTER,
FOR THE
YEAR ENDING SEPTEMBER 30, 1888.

BOSTON:
WRIGHT & POTTER PRINTING CO., STATE PRINTERS,
18 POST OFFICE SQUARE.
1889.



OFFICERS OF THE ASYLUM.

TRUSTEES.

FRANCIS C. LOWELL,	BOSTON.
ELLEN S. HALE,	BOSTON.
FRANCES M. LINCOLN,	WORCESTER.
A. GEORGE BULLOCK,	WORCESTER.
THOMAS H. GAGE,	WORCESTER.
ROCKWOOD HOAR,	WORCESTER.

RESIDENT OFFICERS.

HOSEA M. QUINBY, M.D.,	SUPERINTENDENT.
ERNEST V. SCRIBNER, M.D.,	ASSISTANT PHYSICIAN.
CLARENCE R. MACOMBER,	CLERK AND STEWARD.
SOPHIA N. GRAVES,	MATRON.

WILLIAM SHERMAN,	ENGINEER.
----------------------------	-----------

TREASURER.

ALBERT WOOD,	WORCESTER.
------------------------	------------

Commonwealth of Massachusetts.

TRUSTEES' REPORT.

To His Excellency the Governor and the Honorable Council.

The Trustees of the Worcester Lunatic Hospital, in charge of the Worcester Insane Asylum, respectfully present their eleventh annual report, together with the reports of the Superintendent and Treasurer.

During the past year the affairs of the asylum have been successfully and economically managed by the Superintendent, Dr. Quinby, and by his assistants. No change has taken place in the staff of the asylum.

The changes in the structure of the asylum buildings have been continued through the year just past, but of course they are not yet complete. Such changes must be very considerable, when it is proposed to treat, in an asylum built fifty-five years ago, the insane patients of to-day. Any one who passes at once from the present bright and cheerful wards to the old strong-rooms of the asylum, now used as storage cellars, — dark, damp and half underground, — will realize how the present treatment of the insane differs from the most humane and enlightened treatment of half a century ago. In making these changes, we believe that Dr. Quinby has been singularly successful. He has employed upon the work a considerable number of the male patients, and so has required very little outside help, while the employment thus furnished to the patients has been of great value in improving their condition.

About a year ago, the cities and towns of the Commonwealth, acting generally in concert, refused to reimburse the several lunatic hospitals for clothing furnished by the hospitals to the paupers settled in such municipalities, and also for the breakage caused by such patients. The opinion of the Attorney-General was taken, and it was found to be unfavorable to the claim of the hospitals. This refusal to pay charges which, even if illegal, had been reimbursed to the hospitals for many years, has caused much embarrassment. In common with the Trustees of the other State lunatic hospitals, we presented to the last General Court a petition, asking that the system of charging, so long practised, be definitely legalized, or that an addition of twenty-five cents per week be made to the rate of board. A committee of the Legislature gave several hearings upon the matter, at which the Trustees of the several hospitals were present, as well as the authorities of many cities and towns. At these hearings we endeavored to show that, under the new interpretation of the law, it would be impossible for either the hospital or the asylum to meet its current expenses. The committee reported a bill fixing the rate of board at \$3.40 per week, an increase of fifteen cents. The bill passed the House, but was rejected in the Senate by a majority of two votes.

We are of opinion that a large part of the opposition which the bill encountered arose from a very natural doubt of the accuracy of our predictions. We think that the Legislature believed it wiser to test the present working of the law by actual experiment, rather than grant an increase of rate to meet a condition which might never arise. The experiment has been tried, and the result is not in doubt; the expenses of the hospital have exceeded its receipts by \$5,700; the deficit at the asylum is \$2,679. At the hospital, owing to a small balance which has resulted from the skilful management of past years, it will be possible to go through the next year without aid from the Commonwealth, but obviously the respite is a very short one. At the asylum the insignificant balance has almost disappeared; and, unless relief is given very soon, we shall be forced to support our inmates more cheaply. It will be

easy to do this, no doubt, if the Commonwealth desires us to use the necessary means. By furnishing a less varied and less nutritious diet, by discharging some of our much-needed attendants, and by placing in restraint or confinement a considerable number of our patients, we can make a large saving in expense. We are confident, however, that such a course would not be approved by the Commonwealth for a moment. By it our hospitals would at once be degraded from the honorable rank which they now occupy. No one familiar with the present management of lunatic hospitals in Massachusetts will assert that their inmates are pampered in diet, or indulged in privileges unsuited to their sad condition. As the rate at which the insane are supported here is less than the rate paid to the hospitals of other States, the Trustees cannot charge themselves with extravagance in administering their trust.

At the hearing before the legislative committee last winter it was asserted that insane paupers are supported in the poorhouses of the several municipalities at a rate considerably less than that allowed for their support in the State lunatic hospitals. To this statement it may be answered:—

First. The paupers supported in such poorhouses are the quietest and least troublesome among the insane, while those supported in the hospitals and in the asylum are the most unruly and most troublesome. Inevitably, the care of the latter is much more expensive than that of the former.

Second. In many such poorhouses the rate of support is calculated indiscriminately for sane and insane paupers. Not only is the cost of supporting the former much less, so that the joint average is thus reduced, but the sane paupers are able to do much of the work which, in a hospital, must fall upon the attendants and servants. In this way, therefore, the cost of supporting the insane in poorhouses is still further reduced, and a comparison between them and the hospitals becomes still more unfair.

Third. In some poorhouses the care of the insane is distinctly defective. The thorough examination made by the agents of the State Board of Lunacy and Charity in 1887 shows clearly that this is the case.

For these reasons we do not feel that the treatment of the

insane in municipal poorhouses has any tendency to demonstrate extravagance in the management of either the hospital or the asylum; and being convinced, for the reasons just given, that the present rate allowed us for the support of insane paupers is too low, we respectfully urge that it be raised to \$3.50 per week, or that the long-established custom of charging for clothing and breakage be definitely legalized.

FRANCIS C. LOWELL.

ELLEN S. HALE.

FRANCES M. LINCOLN.

A. G. BULLOCK.

THOMAS H. GAGE.

ROCKWOOD HOAR.

WORCESTER, Oct. 1, 1888.

OFFICERS AND THEIR SALARIES.

HOSEA M. QUINBY, M.D., <i>Superintendent</i> ,	\$2,500 00
ERNEST V. SCRIBNER, M.D., <i>Assistant Physician</i> ,	1,200 00
CLARENCE R. MACOMBER, <i>Clerk and Steward</i> ,	1,000 00
SOPHIA N. GRAVES, <i>Matron</i> ,	325 00
WILLIAM SIHERMAN, <i>Engineer</i> ,	1,000 00
ALBERT WOOD, <i>Treasurer</i> ,	400 00

VALUE OF STOCK AND SUPPLIES,

Oct. 1, 1888.

Live stock,	\$425 00
Carriages and agricultural implements,	650 00
Machinery and mechanical fixtures,	9,000 00
Beds and bedding in inmates' department,	9,458 95
Other furniture in inmates' department,	3,000 00
Personal property of State in Superintendent's department,	9,500 00
Ready-made clothing,	1,308 95
Dry goods,	1,391 90
Provisions and groceries,	2,918 77
Drugs and medicines,	350 00
Fuel,	831 00
Library,	375 00
Other supplies,	1,925 85

\$41,135 42

TREASURER'S REPORT.

To the Trustees of the Worcester Insane Asylum.

GENTLEMEN:—I herewith submit my eleventh annual report on the finances of the Worcester Insane Asylum for the year ending Sept. 30, 1888.

RECEIPTS.

Cash on hand Sept. 30, 1887:—

Cash belonging to asylum,	\$10,332 28	
Deposits of inmates,	850 53	
		\$11,182 81

Amounts received:—

From the Commonwealth for support of patients,	\$16,367 47	
cities and towns for support of patients,	51,456 03	
other sources,	846 32	
patients (on deposit),	125 30	
		68,795 12
		\$79,977 93

The expenditures for the year have been as follows:—

Salaries and wages,	\$21,853 17	
Extra labor (ordinary),	15 00	
		\$21,868 17

Provisions and supplies, viz.:—

Meats of all kinds,	\$4,223 37	
Fish of all kinds,	651 41	
Fruit and vegetables,	2,278 77	
Flour,	2,920 00	
Meal for table,	89 09	
Grain and hay,	219 17	
Tea and coffee,	791 05	
Sugar and molasses,	1,280 41	
Milk, butter and cheese,	7,073 87	
Salt and other groceries,	944 44	
All other provisions,	1,804 58	
		22,276 16
Clothing and material,	\$3,271 33	
Fuel,	5,481 10	
Lights,	1,094 55	

<i>Amounts carried forward,</i>	\$9,846 98	\$44,144 33
---	------------	-------------

<i>Amounts brought forward,</i>	\$9,846 98	\$41,144 33
Medicine and medical supplies,	370 62	
Furniture and furnishings,	1,541 61	
Crockery,	490 97	
Beds and bedding,	942 11	
Transportation,	206 59	
Travelling,	89 47	
Trustees' expenses,	24 26	
Soap and water,	1,257 05	
Stationery,	79 65	
Undertaking,	294 00	
Repairs (ordinary),	3,000 00	
All other current expenses,	1,606 72	
		<u>19,750 03</u>
Total current expenses,		\$63,894 36
Repairs and improvements (extraordinary),	\$8,365 52	
Refunded inmates from deposits,	206 95	
		<u>8,572 47</u>
Total amount expended,		\$72,466 83
Cash on hand Sept. 30, 1888,		7,511 10
		<u>\$79,977 93</u>

RESOURCES.

Cash on hand,	\$7,511 10	
Due from the Commonwealth,	4,314 68	
cities and towns,	12,942 43	
other sources,	220 85	
		<u>\$24,989 06</u>

LIABILITIES.

Due for supplies and expenses,	\$4,064 02	
salaries and wages,	1,857 83	
Due inmates (cash on deposit),	768 88	
		<u>6,690 73</u>
Total surplus,		\$18,298 33

Respectfully submitted,

ALBERT WOOD,

Treasurer.

WORCESTER, MASS., Oct. 1, 1888.

WORCESTER, MASS., Oct. 26, 1888.

The undersigned hereby certifies that he has carefully compared the Treasurer's statement of expenditures for the year ending Sept. 30, 1888, with the vouchers which are on file at the asylum, and found it to be correct.

GEORGE L. CLARK,
Auditor of Accounts.

SUPERINTENDENT'S REPORT.

To the Trustees of the Worcester Insane Asylum.

LADIES AND GENTLEMEN :— The following exhibit of the operations and condition of the asylum for the year ending Sept. 30, 1888, is respectfully submitted.

There remained, Oct. 1, 1887, 392 patients, — 182 males and 210 females. During the year 46 males and 13 females have been admitted, 10 males and 9 females have been discharged, and 23 males and 14 females have died ; leaving, at the end of the year, 395 patients, — 195 males and 200 females.

Of the 59 patients admitted, 30 males were transferred from Taunton, 15 males and 11 females from Danvers, 2 females from Tewksbury, and 1 male from the State Farm.

Of the 19 patients discharged, 3 males and 2 females were taken home by friends ; 4 males were removed out of the State by the Board of Lunacy and Charity ; 3 females were discharged to the care of the Inspector of Charities, to be boarded out ; 2 females were transferred to Tewksbury, 1 to Westborough, and 1 to Danvers ; 1 male was discharged to the care of the overseers of the poor, and 2 males escaped, and are still at large.

Of the two patients who escaped, one is harmless, as far as known, and capable of caring for himself in a measure. The other is an epileptic, and is at times quite dangerous. His mental condition is such, however, that in all probability he cannot remain at large many weeks before being apprehended as an insane person, and recommitted to some one of our institutions.

Ratio of Deaths from the Opening of the Asylum to Oct. 1, 1888.

OFFICIAL YEAR.	Whole No. of Patients.	Daily Average Number of Patients.	DEATHS.			Per cent. on Whole No. of Patients treated.	Per cent. on Daily Average No. of Patients.
			Males.	Females.	Totals.		
1877-78,	429	382.98	18	8	26	6.05	6.78
1878-79,	422	367.41	22	11	33	7.82	8.98
1879-80,	413	363.15	15	8	23	5.56	6.33
1880-81,	401	362.09	18	6	24	5.98	6.62
1881-82,	439	375.59	21	11	32	7.28	8.51
1882-83,	461	384.33	37	24	61	13.23	15.84
1883-84,	438	390.69	22	20	42	9.58	10.75
1884-85,	448	391.12	20	14	34	7.58	8.69
1885-86,	476	400.28	23	15	38	7.98	9.49
1886-87,	444	393.52	21	17	38	8.55	9.65
1887-88,	451	393.95	23	14	37	8.20	9.39

We have been unusually free from acute sickness during the year, and especially from the diseases incident to the summer months; a fact largely due, no doubt, to the almost constant out-of-door life of a large majority of the patients. Of the 37 deaths, 12 were from exhaustion, 7 from paresis, 5 from phthisis, 4 from paralysis, 3 from epilepsy, 2 from apoplexy, 2 from senility, 1 from Bright's disease, and 1 from suicide.

The above case of suicide is the first that has occurred at the asylum since its opening. The patient, a male, was adjudged insane, and sent to Taunton July 20, 1887, from State Prison, where he had been confined nine years, serving a life sentence for murder. He was transferred to the asylum Feb. 18, 1888. His record stated that he was a dangerous person, and utterly unreliable. It also stated that he was suicidal; but this statement was questioned. During the three months that he was resident at the asylum he gave no evidence of suicidal tendencies, but was at all times cheerful, and perfectly quiet and orderly. One morning, on unlocking his door, he was found hanging to the wire window screen by a pair of suspenders which he had succeeded in smuggling into his room. The case was reported to the medical examiner, and the usual inquest was held.

Nothing has occurred during the past twelve months to disturb the usual routine of asylum life. The patients have

as heretofore been largely employed about the house and grounds, while those not thus occupied have been kept out of doors the greater part of the day. They have enjoyed the usual entertainments and chapel services during the winter months, and have been supplied with daily papers and the current periodicals. A large number have had unrestricted freedom of the grounds, a privilege highly appreciated by most of those who have enjoyed it.

During the year the house has not only been filled to its full capacity, but on the female side it has been unduly crowded. At no time since the opening of the asylum have we had less than our full complement of patients; in fact, we have from the first been obliged to make room for more or less patients upon the floor of the corridors. I am led to make this statement now for the reason that a notion seems to have gained currency that there is and always has been considerable unutilized room at the asylum, and that, while the hospitals have been overcrowded, the asylum has for some reason not been willing to receive its normal number of patients. Such an idea can have arisen only through entire misconception as regards the capacity of the asylum.

The buildings, as they now stand, were never designed for more than three hundred patients, but on the opening of the asylum it was decided that four hundred patients could be accommodated here without any especial discomfort, on the supposition that among the patients to whose use the buildings were in the future to be adapted there would be found a large proportion of quiet and harmless persons, who could readily be placed together in dormitories, and even bear a certain degree of crowding without serious danger. But after utilizing all available space, — putting two beds in some of the single rooms, turning the stairways into sleeping apartments, and crowding the dormitories to their utmost limit, — it was found possible to provide beds for only three hundred and fifty patients. The balance must sleep on the floor of the corridors.

The female side of the house has less capacity by twenty beds than the male, while the demand for accommodations always has been most pressing here, and never more so than during the past year, when we have had many and urgent

requests to add still further to the discomforts and dangers of overcrowded wards by receiving a larger number of female patients. In fact on one occasion we have been obliged to find place for a transfer of ten females, after having signified our inability to properly provide for them.

The supposition that the asylum would receive a large proportion of quiet patients proved true as far as the first arrivals were concerned, since, by the order of the Board of State Charities, those persons were selected for transfer who had been longest insane. The character of all subsequent transfers, however, has been largely determined by the superintendents of the hospitals from which the patients came. In making their selections, the superintendents very justly availed themselves of the opportunity of ridding their institutions of the more disturbing element. It thus happens that a large majority of the later transfers have been violent, noisy and turbulent, and that, while the quiet class has received but few accessions to its ranks, its numbers have been gradually diminished by discharge and transfer, until we now have only a very small number of patients who can with safety be associated at night upon the corridors or in dormitories.

It has been urged that the asylum cannot possibly be crowded with only four hundred patients, since twice at least in its history it has cared for over five hundred inmates. This is indeed true of the two years just prior to the opening of the Taunton hospital; but, if we turn to the reports for those years, we shall find that much sickness and discomfort resulted from this overcrowding, and that it was endured only for the reason that there was at that time nowhere in the State any other provisions for insane persons at all suited to their needs. When the hospital at Taunton was finally opened, 210 patients were transferred from Worcester, reducing the number of its inmates to 343, and removing, as is stated in the superintendent's report, "no more than the surplus." Since this time many alterations have been made in the building, materially reducing its capacity, while nothing has been added thereto. The asylum was again greatly crowded during the year just prior to the opening of the new hospital, when the number of its

inmates reached 527. Then its capacity, including the three cottages at the lake, with their 30 patients, was stated to be 365.

In attempting to decide how far in this particular case crowding may be allowed without serious danger, we must not forget that these buildings were planned at a time when less space per person was thought to be requisite than later experience has proved to be necessary; and, therefore, that they can bear much less crowding than the more recent hospitals, with their lofty ceilings and more ample air space. Modern authorities agree that from fifteen hundred to two thousand cubic feet of air space is necessary in all hospitals. At the asylum there is barely one thousand cubic feet per patient.

The refusal of the towns to pay for clothing or breakage for their patients has reduced our income the past year some \$5,000. We have spent \$3,671.71 over and above our receipts, and diminished our surplus nearly \$3,000. The cost of support has been \$3.12 per patient. The asylum has been at considerable expense each year for repairs and improvements; and this expenditure must continue for some time longer if the buildings are to be put into proper sanitary condition, and the institution suitably equipped for the work demanded of it. We cannot hope to do this from our present income, and, unless the price of board is increased, we must either give up further repairs or apply to the Legislature for assistance.

As soon as it became apparent that our receipts were to be reduced, it was decided to discontinue the work on the male Johonnot wards begun last year, and which we had hoped to finish in the early spring. Contracts, however, had already been made, material bought, and many of the wards so torn up that they could not be used the coming winter unless the repairs were in a measure completed. The work was therefore continued with a reduced corps of mechanics, and has dragged along through the year. It will be impossible to finish these wards before another spring, but they can be occupied the coming winter with entire comfort.

In our laundry the shaker washing machines, which had

been in service eight years and were beyond repair, have been replaced by two rotary washers of the "Eureka" pattern.

We are again indebted to the proprietors of the "Worcester Evening Gazette" for a copy of their paper, and to the Hospital Newspaper Society for books, pamphlets and magazines.

H. M. QUINBY, M.D.,

Superintendent.

WORCESTER, MASS., Oct. 1, 1888.

TABLES FOR UNIFORM STATISTICS

IN THE

MASSACHUSETTS HOSPITALS AND ASYLUMS FOR THE INSANE.

[Approved by the Board of Health, Lunacy and Charity, April 3, 1880.]

By the act of the Legislature establishing an asylum for the chronic insane, it was provided, "That the inmates thereof shall consist only of such chronic insane as may be transferred thereto by the Board of State Charities in the manner provided in section four, chapter two hundred and forty, of the acts of the year eighteen hundred and sixty-three." (Statutes, 1877, chap. 227.)

All the patients of the asylum, therefore, have been former inmates of one or more hospitals in the State; and whenever in these tables they appear as "first admissions," they are only to be regarded as first admissions to this asylum.

1. *General Statistics of the Year.*

	Males.	Females.	Totals.
Patients in asylum Oct. 1, 1887,	182	210	392
Admissions within the year,	46	13	59
Whole number of cases within the year,	228	223	451
Discharges within the year,	—	—	—
Viz.: as recovered,	—	—	—
much improved,	—	—	—
improved,	3	2	5
unimproved,	7	7	14
Deaths,	23	14	37
Patients remaining Sept. 30, 1888,	195	200	395
Viz.: supported as State patients,	63	36	99
town patients,	132	164	296
private patients,	—	—	—
Number of different persons within the year,	228	223	451
admitted,	46	13	59
recovered,	—	—	—
Daily average number of patients,	189.12	204.83	393.95

2. *Monthly Admissions, Discharges and Averages.*

MONTHS.	ADMISSIONS.			DISCHARGES (including Deaths).			DAILY AVERAGE OF PATIENTS IN THE HOUSE.		
	Ma.	Fe.	Tot.	Ma.	Fe.	Tot.	Ma.	Fe.	Tot.
1887.									
October,	10	—	10	2	3	5	187.12	209.42	396.54
November,	—	—	—	4	2	6	187.27	205.63	392.90
December,	—	—	—	3	1	4	184.90	204.55	389.45
1888.									
January,	—	—	—	—	—	—	182.	204.	386.
February,	8	2	10	5	4	9	182.87	202.89	385.76
March,	—	—	—	5	—	5	181.71	202.	383.71
April,	16	10	26	3	2	5	185.64	205.46	391.10
May,	—	1	1	2	4	6	191.	209.51	400.51
June,	12	—	12	3	1	4	193.20	206.80	400.
July,	—	—	—	—	2	2	199.42	205.13	404.55
August,	—	—	—	1	3	4	198.52	202.45	400.97
September,	—	—	—	5	1	6	195.84	200.13	395.97
Total of cases,	46	13	59	33	23	56	—	—	—
Total of persons,	46	13	59	33	23	56	—	—	—

3. *Received on First and Subsequent Admissions.*

NUMBER OF THE ADMISSION.	CASES ADMITTED.			TIMES PREVIOUSLY RECOVERED.		
	Males.	Females.	Totals.	Males.	Females.	Totals.
First,	46	13	59	—	—	—
Second,	—	—	—	—	—	—
Etc.,	—	—	—	—	—	—
Total of cases, . . .	46	13	59	—	—	—
Total of persons, . .	46	13	59	—	—	—

4. *Age of Persons admitted for the First Time.*

AGES.	AT FIRST ATTACK OF INSANITY.			WHEN ADMITTED.		
	Males.	Females.	Totals.	Males.	Females.	Totals.
Fifteen years and less, . .	1	—	1	—	—	—
From 15 to 20 years, . . .	—	1	1	—	—	—
20 to 25 years,	3	—	3	3	1	4
25 to 30 years,	2	3	5	7	3	10
30 to 35 years,	5	3	8	5	2	7
35 to 40 years,	2	2	4	9	2	11
40 to 50 years,	8	—	8	13	3	16
50 to 60 years,	5	1	6	6	—	6
60 to 70 years,	—	—	—	1	1	2
70 to 80 years,	—	—	—	1	—	1
Over 80 years,	—	—	—	—	—	—
Unknown,	20	3	23	1	1	2
Totals,	46	13	59	46	13	59

5. *Parentage of Persons admitted.*

PLACES.	MALES.		FEMALES.		TOTALS.	
	Father.	Mother.	Father.	Mother.	Father.	Mother.
Vermont,	1	1	-	-	1	1
Massachusetts,	22	22	3	3	25	25
New Hampshire,	1	1	-	-	1	1
Rhode Island,	1	1	-	-	1	1
Maine,	2	2	-	-	2	2
Nova Scotia,	-	-	1	1	1	1
England,	3	3	-	-	3	3
Ireland,	9	9	8	8	17	17
Sweden,	1	1	-	-	1	1
Italy,	1	1	-	-	1	1
Germany,	1	1	-	-	1	1
Scotland,	-	-	1	1	1	1
Unknown,	4	4	-	-	4	4
Totals,	46	46	13	13	59	59

6. *Residence of Persons admitted.*

PLACES.	Males.	Females.	Totals.
Massachusetts, viz. :—			
Bristol County,	6	-	6
Suffolk County,	16	2	18
Middlesex County,	9	8	17
Norfolk County,	3	-	3
Plymouth County,	3	-	3
Essex County,	5	3	8
Unknown,	4	-	4
Totals,	46	13	59
Cities or large towns,	46	13	59

7. *Civil Condition of Persons Admitted.*

NUMBER OF THE ADMISSION.	UNMARRIED.			MARRIED.			WIDOWED.			UNKNOWN.		
	Males.	Females.	Totals.	Males.	Females.	Totals.	Males.	Females.	Totals.	Males.	Females.	Totals.
First, . . .	17	9	26	22	3	25	3	1	4	4	—	4
Second, . . .	—	—	—	—	—	—	—	—	—	—	—	—
Totals, . . .	17	9	26	22	3	25	3	1	4	4	—	4

8. *Occupations of Persons admitted.*

OCCUPATIONS.	Males.	Females.	Totals.
Housekeepers,	—	3	3
Laborers,	6	1	7
Domestics,	—	6	6
Upholsterers,	2	—	2
Shoemakers,	3	—	3
Gold platers,	1	—	1
Machinists,	2	—	2
Tar roofers,	1	—	1
Masons,	2	—	2
Wheelwright,	1	—	1
Sailors,	2	—	2
Editor,	1	—	1
Peddler,	1	—	1
Marketman,	1	—	1
Wood carver,	1	—	1
Currier,	1	—	1
Jewellers,	2	—	2
Victualer,	1	—	1
Conductor,	1	—	1
Bookkeeper,	1	—	1
Operative,	1	2	3
Tailors,	5	—	5
Carpenters,	2	—	2
Morocco dealer,	1	—	1
No occupation,	5	1	6
Unknown,	2	—	2
Totals,	46	13	59

9. Form of Disease in the Cases admitted.

FORM OF DISEASE.	Males.	Females.	Totals.
Mania, acute,	3 *	-	3
chronic,	21	8	29
Epilepsy,	5	-	5
Dementia, chronic,	7	2	9
primary,	-	1	1
Paresis,	7	-	7
Melancholia, chronic,	3	2	5
Total of cases,	46	13	59
Total of persons,	46	13	59

10. Reported Duration of Insanity before Last Admission.

PREVIOUS DURATION.	FIRST ADMISSION TO THIS HOSPITAL.			ALL OTHER ADMISSIONS.			TOTALS.		
	Males.	Females.	Totals.	Males.	Females.	Totals.	Males.	Females.	Totals.
Congenital,	1	-	1	-	-	-	1	-	1
Under 1 month,	-	-	-	-	-	-	-	-	-
From 1 to 3 months,	-	-	-	-	-	-	-	-	-
3 to 6 months,	2	-	2	-	-	-	2	-	2
6 to 12 months,	4	-	4	-	-	-	4	-	4
1 to 2 years,	4	-	4	-	-	-	4	-	4
2 to 5 years,	10	7	17	-	-	-	10	7	17
5 to 10 years,	2	3	5	-	-	-	2	3	5
10 to 20 years,	3	-	3	-	-	-	3	-	3
Over 20 years,	-	-	-	-	-	-	-	-	-
Unknown,	20	3	23	-	-	-	20	3	23
Total of cases,	46	13	59	-	-	-	46	13	59
Total of persons,	46	13	59	-	-	-	46	13	59
Av'ge of known cases,	3.80	4.20	4.00	-	-	-	3.80	4.20	4.00

11. *Probable Causes of Insanity in Persons admitted.*

CAUSES.	Males.	Females.	Totals.
Sunstroke,	1	—	1
Intemperance,	7	—	7
Epilepsy,	3	—	3
Masturbation,	1	—	1
Hereditary,	3	3	6
Suppression of menses,	—	1	1
Injury,	2	1	3
Loss of property,	1	—	1
Nervous prostration,	1	—	1
Sickness,	1	1	2
Unknown,	26	7	33
Totals,	46	13	59

12. *Relations to Hospitals of Persons admitted.*

HOSPITAL RELATIONS.	Ma.	Fe.	Tot.
First admission to any hospital for the insane,	—	—	—
Former inmates of the asylum,	1	—	1
of Danvers Lunatic Hospital,	16	12	28
of Tewksbury Almshouse,	1	2	3
of Worcester Lunatic Hospital,	2	1	3
of Ipswich Receptacle,	1	—	1
of Taunton Lunatic Hospital,	31	1	32
of Concord, N. H., Lunatic Hospital,	1	—	1
of McLean Asylum,	2	—	2
of State Workhouse,	2	—	2
of Brattleborough, Vt., Asylum,	1	—	1
Total of cases,	58	16	74
Total of persons,	46	13	59

13. How Supported.

	SUPPORTED AS			PATIENTS ADMITTED.			AVERAGE OF THE YEAR.		
	Males.	Females.	Totals.	Males.	Females.	Totals.	Males.	Females.	Totals.
State patients,	22	7	29	58.79	37.89	96.68			
Town patients,	24	6	30	130.33	166.94	297.27			
Totals,	46	13	59	189.12	204.83	393.95			

14. Discharges, classified by Admission and Result.

	RECOVERED.			IMPROVED.			UNIMPROVED.			DIED.			TOTALS.		
	Males.	Females.	Totals.	Males.	Females.	Totals.	Males.	Females.	Totals.	Males.	Females.	Totals.	Males.	Females.	Totals.
First,	-	-	-	3	2	5	7	7	14	23	14	37	33	23	56
Second,	-	-	-	-	-	-	-	-	-	-	-	-	-	-	-
Totals,	-	-	-	3	2	5	7	7	14	23	14	37	33	23	56
Persons,	-	-	-	3	2	5	7	7	14	23	14	37	33	23	56

15. Cases resulting in Death. — Duration.*

	DURATION BEFORE ADMISSION.			HOSPITAL RESIDENCE.			WHOLE DURATION FROM THE ATTACK.		
	Males.	Females.	Totals.	Males.	Females.	Totals.	Males.	Females.	Totals.
	Congenital,	-	-	-	-	-	-	-	-
Under 1 month,	-	-	-	3	-	3	-	-	-
From 1 to 3 months,	1	-	1	2	1	3	-	-	-
3 to 6 months,	2	2	4	1	2	3	1	1	2
6 to 12 months,	2	2	4	2	1	3	2	6	8
1 to 2 years,	8	5	13	6	6	12	3	3	6
2 to 5 years,	4	1	5	3	2	5	5	8	13
5 to 10 years,	-	-	-	6	2	8	6	-	6
10 to 20 years,	-	1	1	-	-	-	-	2	2
Over 20 years,	6	3	9	-	-	-	6	3	9
Unknown,	-	-	-	-	-	-	-	-	-
Totals,	23	14	37	23	14	37	23	14	37
Average of known cases (in months),	40.11	56.63	48.37	55.39	43.42	49.40	100.82	103.09	101.95

* Of the attack resulting in death.

16. *Cases discharged by Recovery or Death.*

FORM OF INSANITY.	RECOVERIES.			DEATHS.		
	Males.	Females.	Totals.	Males.	Females.	Totals.
Mania, acute,	-	-	-	1	-	1
chronic,	-	-	-	12	8	20
Epilepsy,	-	-	-	4	1	5
Dementia, chronic,	-	-	-	2	1	3
Melancholia, chronic,	-	-	-	1	-	1
Paresis,	-	-	-	3	4	7
Total of cases,	-	-	-	23	14	37
Total of persons,	-	-	-	23	14	37

17. *Causes of Death.*

CAUSES.	Males.	Females.	Totals.
Phthisis,	-	5	5
Epilepsy,	3	-	3
Senility,	-	2	2
Exhaustion,	11	1	12
Paresis,	3	4	7
Suicide,	1	-	1
Paralysis,	3	1	4
Bright's disease,	1	-	1
Apoplexy,	1	1	2
Totals,	23	14	37

18. *Ages of those who died.*

AGES.	AT TIME OF FIRST ATTACK.			AT TIME OF DEATH.		
	Males.	Females.	Totals.	Males.	Females.	Totals.
Fifteen years and less, . . .	1	—	1	1	—	1
From 15 to 20 years, . . .	1	—	1	—	—	—
20 to 25 years, . . .	—	1	1	—	—	—
25 to 30 years, . . .	2	1	3	3	4	7
30 to 35 years, . . .	—	3	3	3	—	3
35 to 40 years, . . .	1	2	3	2	3	5
40 to 50 years, . . .	6	2	8	4	1	5
50 to 60 years, . . .	4	1	5	3	3	6
60 to 70 years, . . .	—	—	—	4	1	5
70 to 80 years, . . .	—	—	—	1	1	2
Over 80 years, . . .	—	1	1	—	1	1
Unknown, . . .	8	3	11	2	—	2
Totals, . . .	23	14	37	23	14	37





